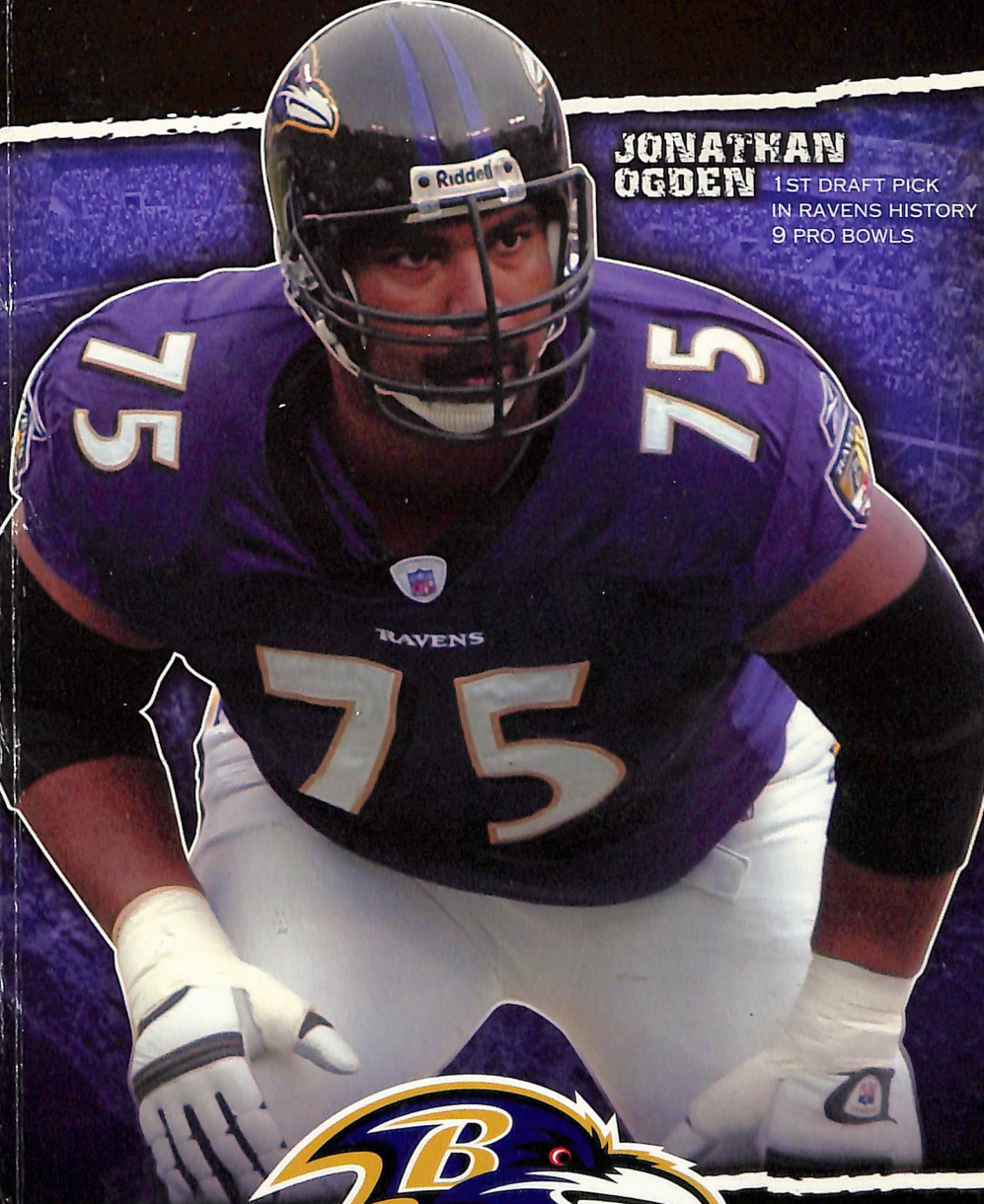


**JONATHAN
OGDEN**

1ST DRAFT PICK
IN RAVENS HISTORY
9 PRO BOWLS



BALTIMORE
RAVENS

2006 FAN & MEDIA GUIDE

TO GET ANY CLOSER, YOU'D HAVE TO BE THE BALL.



HIGH-DEFINITION TELEVISION from COMCAST

- An image 6 times sharper than regular TV, incredible color and Dolby Digital[®] sound.
- Up to 17 channels of high-definition programming, including all your local channels.
- Enjoy the Ravens in spectacular Hi-Def this season on Comcast SportsNet, ESPN, WBFF, WJZ & WBAL.

Comcast
SportsNet
HDTV

ESPN HDTV

HDTV



HDTV

FOX

1.888.COMCAST

Number of HD Channels vary by level of service and service area. HD Channels provide a mix of both HD and Non-HD programming. Some restrictions may apply. Call Comcast for details.

comcast

2006 SCHEDULE AND FACTS

PRESEASON

DATE	OPPONENT	PLACE	TIME
FRI., AUG. 11	NEW YORK GIANTS	M&T BANK STADIUM	8:00 PM
THU., AUG. 17	PHILADELPHIA	M&T BANK STADIUM	8:00 PM
FRI., AUG. 25	AT MINNESOTA	HUBERT H. HUMPHREY METRODOME	8:00 PM
THU., AUG. 31	AT WASHINGTON	FEDEx FIELD	8:00 PM

REGULAR SEASON

SUN., SEP. 10	AT TAMPA BAY		RAYMOND JAMES STADIUM	1:00 PM
SUN., SEP. 17	OAKLAND		M&T BANK STADIUM	1:00 PM
SUN., SEP. 24	AT CLEVELAND		CLEVELAND BROWNS STADIUM	4:05 PM
SUN., OCT. 1	SAN DIEGO		M&T BANK STADIUM	1:00 PM
MON., OCT. 9	AT DENVER	ESPN	INVESCO FIELD AT MILE HIGH	8:30 PM
SUN., OCT. 15	CAROLINA		M&T BANK STADIUM	1:00 PM
SUN., OCT. 22	BYE			
SUN., OCT. 29	AT NEW ORLEANS		LOUISIANA SUPERDOME	1:00 PM
SUN., NOV. 5	CINCINNATI		M&T BANK STADIUM	1:00 PM
SUN., NOV. 12*	AT TENNESSEE		LP FIELD	1:00 PM
SUN., NOV. 19*	ATLANTA		M&T BANK STADIUM	1:00 PM
SUN., NOV. 26*	PITTSBURGH		M&T BANK STADIUM	1:00 PM
THU., NOV. 30	AT CINCINNATI	NFL NETWORK	PAUL BROWN STADIUM	8:00 PM
SUN., DEC. 10*	AT KANSAS CITY		ARROWHEAD STADIUM	1:00 PM
SUN., DEC. 17*	CLEVELAND		M&T BANK STADIUM	1:00 PM
SUN., DEC. 24	AT PITTSBURGH		HEINZ FIELD	1:00 PM
SUN., DEC. 31*	BUFFALO		M&T BANK STADIUM	1:00 PM

*SUBJECT TO FLEXIBLE SCHEDULING

• HOME GAMES IN CAPS • ALL TIMES EASTERN • M&T BANK STADIUM • NAMED MAY 6, 2003 •

IMPORTANT DATES

2006:	July 28	Players Report to Training Camp
	Aug. 10-14	Preseason Begins
	Aug. 19	Camp Breaks
	Aug. 29	Roster to 65
	Sep. 2	Roster to 53

RAVENS FACTS

Address:	Football Office 1 Winning Drive Owings Mills, MD 21117	M&T Bank Stadium 1101 Russell St. Baltimore, MD 21230 Capacity: 70,107
Telephone:	(410) 701-4000 (Main)	(410) 261-RAVE or 7283
Fax:	(410) 701-4100 (PR Fax)	Fax: (410) 468-1340
Training Camp:	McDaniel College (11th Year) 451 WMC Drive Westminster, MD 21158 (410) 840-5000	Fan & Practice Information: (410) 261-RAVE or 7283
		Ticket Information: \$95, \$85, \$75, \$65, \$55 \$50 & \$40 (410) 261-RAVE or 7283

Website: www.baltimore Ravens.com

Game Credentials: Francine.Lubera@Ravens.NFL.net / ravensmedia.com

Training Camp Credentials: Chad.Steele@Ravens.NFL.net

TABLE OF CONTENTS

SECTION 1

Assistant Coaching Team	22
Brian Billick	12
Steve Bisciotti	4
O.J. Brigrance.....	42
Kevin Byrne	50
Ed Carroll	54
Dick Cass	7
Coaches, All-Time	28
Eric DeCosta.....	43
Jim Fassel, Offensive Coordinator	17
Frank Gansz, Jr., Special Teams Coordinator.....	21
Jeff Goering	53
George Kokinis	44
Leader Board	40
Dennis Mannion	51
Art Modell.....	6
Pat Moriarty	39
Ozzie Newsome	8
Vincent Newsome	45
Player Personnel Team	46
Rex Ryan, Defensive Coordinator	19
Bill Tessenford	52

PLAYERS - SECTION 2

Draft Choices	232
1st-Year Players	246
2nd-Year Players	245
Rookie Free Agents	250
Rosters	258
Veteran Players	67

2005 REVIEW SECTION - SECTION 3

All-Pro Ravens	264
Award-winning Ravens.....	264
Game-by-Game Summaries	279
Honor Roll	264
How Ravens Were Built	269
Milestones and Records	278
NFL Rankings	295
NFL Standings	296
Player Participation.....	267
Pro Bowl Ravens.....	264
Season Review	279
Starting Lineup	264
Statistics, Preseason	265
Statistics, Regular Season	263
Statistics, Game-by-Game	270

HISTORY SECTION - SECTION 4

Attendance	312
Baltimore Pro Football History	286
Biggest Days, Ravens	321
Career Leaders	355
Defensive TDs	319
Draft Choices, All-Time	310
Draft Choices, Colleges	311
First Downs.....	318
Largest Crowds	323
Last Time	320
Longest Plays	322
Offensive/Defensive Rankings	316, 319
Overtime Games.....	315

HISTORY SECTION - CONTINUED

Postseason Results	296
Preseason Results	313
Prime Time Ravens.....	309
Pro Bowl Ravens.....	324
Rankings, Ravens	316, 319
Ravens vs. NFL	324
Regular Season Results	313
Ravens History	285
Ring of Honor.....	324
Roster, All-Time	324
Shutouts	339
Statistics, Cumulative 1996-2004.....	340
Super Bowl XXXV.....	285
Trades	324
Transactions.....	310
Won/Loss Results	312

RECORDS SECTION - SECTION 5

Baltimore Pro Football Records	392
Individual Records	360
Opponents Best Games.....	390
Postseason, Individual	379
Postseason, Team	384
Team Records	367

GAME DAY SECTION - SECTION 7

Entertainment	398
M&T Bank Stadium	400
NFL Regular Season Dates	417
NFL Schedule/Postseason Dates	419
Preseason NFL Schedule	413
Preseason TV	399
Ravens Radio Network.....	404
RAVE-TV	399
Stadium Diagram	401
Stadium Facts	1, 405

MISCELLANEOUS

Abbreviation Chart	163
Comebacks, All-Time	45
Credential Requests, Media	1
Important NFL Dates	415
Index, Complete	422
Leader Board	40
Milestones, What to Look For: 2006	25
Pronunciation Guide	102
Ravens Schedule	1
Staff Directory	3
Staff Photos.....	55
Training Camp Credentials.....	1, 412
Training Facility	1, 24
Top 10, Off./Def. Games	231

COMMUNITY

Ed Block Courage Award	103
Extra Effort Award	114
In The Community	60
Player of the Year, Nest	74
Player Foundations	63
Ravens All Community Team Foundation	63
Unsung Hero Award	93

CREDITS

Executive Editor: Francine Lubera **Editors:** Marisol Renner and Chad Steele
Manager, Design: Ken Lisse **Copy Editor/Statistician:** Patrick Gleason
Photographers: Phil Hoffmann, Ross Hollebon, Stuart Haman, David Wallace
Special Thanks: Kevin Byrne, Susan Cole, Mike Duffy, Jennifer Hinkle, Melanie LeGrande

2006 STAFF DIRECTORY

EXECUTIVE & ADMINISTRATION

Steve BisciottiOwner
 Arthur B. Modell Minority Owner
 Richard W. CassPresident
 Pam Lund.....Exec. Asst. (Bisciotti) & Office Manager
 Ron ShapiroSpecial Advisor to the Owner
 Jeff GoeringChief Financial Officer
 Jim CollierContoller
 Elizabeth JacksonDirector of Human Resources
 Patti HolteryPayroll Manager
 Reba KoppelmanSenior Accountant
 Jared WilliamsStaff Accountant
 Amy GardnerAccounts Payable Coordinator
 Toni Lukas and Valarie WidemanReceptionists

INFORMATION TECHNOLOGY

Bill JankowskiSr. Dir. of Information Technology
 Nick FuseeSenior Network Administrator

BUSINESS VENTURES

Dennis MannionSr. VP, Business Ventures
 Laura YoungExecutive Asst., Business Ventures

BROADCASTING

Larry Rosen.....Sr. Director, Broadcasting
 Don DiRaddoDirector, Broadcasting Administration
 Pete HockManager, SMARTVISION Production
 Lauryn LukinManager, Broadcasting
 Jay O'BrienCoordinator, Broadcasting

TICKET SALES & OPERATIONS

Baker Koppelman ..Sr. Dir., Ticket Sales & Operations
 Mike BurkeManager, Ticket Sales & Hospitality
 Adam MazalewskiManager, Ticket Operations
 T.J. a'BecketCoord., Ticket Operations & Dist.
 Bernie StawskiRep., Ticket Sales & Hospitality
 Kristin YatesCoord., Customer Service & Comm.

MARKETING

Lisa DixonDirector, Marketing
 Brad DownsManager, Promotions
 Andi Goodwin.....Coord., Advertising & Research
 Ken LisseManager, Design
 Michael PrestonMgr., New Media Administration
 Ross HollebonManager, New Media Services
 Jennifer HinkleCoordinator, New Media Services
 Megan Collins.....Coord., Fan Dev. & Special Events
 Brian KasabulaCoordinator, Fan Development
 Tina GaldieriCoordinator, Cheerleaders
 Keith WeldonCoordinator, Fan Affinity
 Brandon WilliamsCoordinator, Mascots

CORPORATE SALES & BUSINESS DEVELOPMENT

Mark BurdettSr. Director, Media Sales & Business Development
 Theresa AbatoDirector, Premium Services & Suites
 Erin StewartDir., Corporate Sales Administration
 Ed BurchellDirector, Corporate Partnerships
 Kevin RochlitzDirector, Corporate Sales
 Dana Blankenbiller.....Mgr., Media Traffic & Business Development Administration
 Josh Hartman Mgr., Premium Services & Suites
 Ray NaimoliMgr., Media Sales & Business Dev.
 Paige BoyleCorp. Acct. Executive, Media Sales & Business Development
 Kate KaiserCoordinator, Corporate Sales
 Marty TellerCoordinator, Premium Services

STADIUM OPERATIONS

Roy SommerhofSr. Dir., Stadium Operations
 Jobie Waldt, FMAManager, Stadium Operations
 John ClineManager, Event & Guest Services
 Molly BellCoordinator, Stadium Operations

FOOTBALL VIDEO OPERATIONS

Jon Dube'Director of Football Video Operations
 Mark BienvenuAssistant Director
 Collin FergusonAssistant

PUBLIC & COMMUNITY RELATIONS

Kevin ByrneSr. VP, Public & Community Relations
 Francine LuberaSr. Director of Publications
 Kenny AbramsDirector of Community Relations
 Chad SteeleDirector of Media Relations
 Melanie LeGrandeCommunity Relations Manager
 Marisol RennerPublic Relations Manager
 Mike DuffyWebsite Content Writer & Coordinator
 Patrick GleasonPublic Relations Assistant

OPERATIONS

Bob EllerSenior Director of Operations
 Don FollettDir. of Fields & Grounds & Head Groundskeeper
 Sean KauffmanFields & Grounds Supervisor
 Keith MathewsFacilities Maintenance Manager
 Joan SierackiTravel Manager
 Bryan Filkins, P.J. PetelAsst. Groundskeepers
 Eric Evers, Nathan BickerstaffGroundskeepers

SECURITY

Darren Sanders.....Director of Security
 Vernon HolleySecurity Manager
 Ed Brown, Renee Crouell, Kenny Welsh ..Security

PLAYER PERSONNEL

Ozzie NewsomeGeneral Manager & Executive VP
 Pat MoriartyVP of Football Administration
 O.J. BrigranceDirector of Player Development
 Eric DeCostaDirector of College Scouting
 George KokinisDirector of Pro Personnel
 Vincent NewsomeAsst. Director of Pro Personnel
 Joe HorticNational Scout
 Lionel VitalNational Scout
 Chad AlexanderMidwest Area Scout
 Joe DouglasNortheast Area Scout
 Daniel JeremiahWest Area Scout
 Jeremiah WashburnSouthwest Area Scout
 Andy WeidlWest Area Scout
 Jessica MarkisonExecutive Assistant & Football Administration Manager
 Roy AndersonPlayer Personnel Assistant
 Mark AzevedoPlayer Personnel Assistant
 Milt HendricksonPlayer Personnel Assistant

COACHING TEAM

Brian BillickHead Coach
 Jim FasselOffensive Coordinator
 Rex RyanDefensive Coordinator
 Frank Gansz, Jr.Special Teams Coordinator
 Clarence BrooksDefensive Line
 Mark CarrierSecondary
 John FasselSpecial Teams Assistant
 Jedd FischAssistant QBs & WRs
 Jeff FitzGeraldLinebackers
 Chris FoersterOffensive Line/Asst. Head Coach
 Jeff FridayStrength and Conditioning
 Wade HarmanTight Ends/Asst. Offensive Line
 Mike JohnsonWide Receivers
 Tony NathanRunning Backs
 Rick NeuheiselQuarterbacks
 Mike PettineOutside Linebackers
 Paul RicciAsst. Strength and Conditioning
 Greg RomanAsst. Offensive Line
 Dennis ThurmanSecondary
 Megan McLaughlinAsst. to the Head Coach & Coaching Team

EQUIPMENT

Ed CarrollManager
 Darin KernsAssistant Manager

TRAINING & MEDICAL

Bill TessendorfVice President of Medical Services
 Kevin DomboskiAssistant Athletic Trainer
 Kyle SchimmoellerAssistant Athletic Trainer
 Mark SmithAssistant Athletic Trainer



STEVE BISCIOTTI

OWNER

COLLEGE: SALISBURY STATE UNIVERSITY

YEARS WITH RAVENS: 7

YEARS IN NFL: 7

HS: SEVERNA PARK (MD)

BORN: 4/10/60

BIRTHPLACE: PHILADELPHIA, PA

Steve Bisciotti, described by his long-time friends and co-workers as a “regular guy,” comes from a working-class family in a Baltimore suburb...He helped build a company that is one of the top international staffing businesses, and then became an NFL team owner.

Born in Philadelphia on April 10, 1960, Bisciotti moved with his family to Baltimore (Severna Park) in March of 1961 when Steve, the youngest of 3 children, was 11 months old...His father, Bernard, took the children to Orioles and Colts games...Sadly, Bernard died of leukemia when Steve was 8...His mother, Patricia, a huge Ravens’ fan, then raised the children alone.

“I remember going to a couple of Colts games every season with my Dad or Mom and brother (Mike) and sister (Cathy Thomas). We were on the 10-yard line, lower deck,” Bisciotti recalls. “We’d go to O’s games, too. My favorite player was Paul Blair, because my brother already claimed Brooks Robinson and wouldn’t let me take the same guy. We’d also go to Westminster for Colts training camp. We have pictures with various players, and I have one with me wearing Johnny Unitas’ helmet. I would ask the players if I could wear their helmets.”

Growing up, Steve always worked part-time...He mowed lawns (including at St. John the Evangelist Catholic Church), pumped gas and babysat...And he played sports. “I wasn’t much of a high school athlete, but played football, baseball and basketball all the time when I was growing up,” Bisciotti adds. As a senior at Severna Park High School, Steve played on the football team for head coach Andy Borland...(Bisciotti transferred to Severna Park after 2 years at Severn School.)

After graduating from Salisbury (MD) State with a degree in liberal arts in 1982, Bisciotti worked in the temporary help industry...When he lost his job in 1983 (he was 23), he started Aerotek with his 1st cousin, Jim Davis...They opened a basement office in Annapolis and furnished it with second-hand desks purchased from Goodwill...They offered aerospace and technology companies access to skilled temporary employees...Starting with 2 employees and 2 clients, Bisciotti and Davis produced \$1.5 million in sales in the 1st year.

Aerotek grew into the Allegis Group, which currently is the 3rd-largest staffing firm in the United States – 6th in the world...The company, which is based in the Baltimore area and has offices throughout the U.S., Canada and Europe, has over 6,000 employees and 65,000 high-end contract workers...Allegis Group, which does little self promotion or publicity, places employees in positions from engineers to cable installers, to computer programmers, to marketing specialists.

Until he bought the Ravens, Bisciotti’s incredible business success was not well known on a national level...In fact, it wasn’t even notable in the Baltimore area, where he has kept a low pro-



Owner Steve Bisciotti (left) and Ravens president Dick Cass (right).

STEVE BISCIOTTI

file...That's his style. "I have no interest in notoriety, and wouldn't mind being the least-known owner in the NFL," the outgoing Bisciotti says. "I know the media would like more from me, but people like Ozzie (Newsome) and Brian (Billick), plus the players, represent our team well."

How does Bisciotti describe his ownership style? "I'm very active, but would not describe myself as an owner who is involved in all of the day-to-day decisions. I want to be included and continually educated. But, in the end, I want those qualified in their respective fields of expertise to make the decisions," Bisciotti says. "I don't know more about acquiring players than Ozzie. I don't have the coaching expertise that Brian has. I do think I know the right questions to ask," Bisciotti states.

One of the 1st things Steve did when he purchased the Ravens was hire the highly-respected Dick Cass as team president. "There are many reasons why Steve is successful. One of those is that he can inspire people to do better. We see that regularly here. Steve gives us input on every significant decision we make," Cass says.

Bisciotti directed the planning and building of the team's state-of-the-art training and practice facility, which opened in October of 2004. "There is none better than ours," Billick says. "A facility can't win a game for you, but what Steve built gives us an edge. Players spend more time here preparing to win because it's a good place to get work done and hang out with teammates and coaches."

Bisciotti, who is 46 and the 2nd-youngest owner in the NFL (to Daniel Snyder - 42), bought a minority interest in the Ravens in 2000 from Art Modell and completed the purchase of the franchise on April 9, 2004.

As is his style, Steve quietly is dedicated to a number of important causes and projects, some associated with his deep Catholic faith...He is a board member for both Catholic Charities and Mother Seton Academy (Baltimore).

Steve, who enjoys golfing, boating and a devotion to University of Maryland athletics, and his wife Renée (Foote), are the parents of 2 sons, Jason, a college sophomore, and Jack, a college freshman...Renée spent a lot of time to help design the interior and selected the furnishings at the Ravens' training complex...The family lives in Millersville, MD.

Bisciotti is pronounced Bih-SHAH-tee.



Steve Bisciotti (far left) and his wife Renée joined Art and Patricia Modell at the Ed Block Courage Awards Banquet.

MORE ON STEVE

MARYLAND BASKETBALL COACH GARY WILLIAMS: "What really strikes me about Steve is his loyalty to the friends he's had forever. A lot of people, when they become very successful like Steve, they move on. His friends are the same ones he grew up with. That's one of his strengths."

MARYLAND HOUSE SPEAKER MICHAEL E. BUSCH (Who grew up 8 doors away from Steve in Severna Park): "Steve values hard work, values his family. His friends today are the same ones he had yesterday. He hasn't changed his personality or his friends. There is nothing pretentious about him."

STEVE BISCIOTTI ON RAVENS FANS: "My responsibility is not only to my family and the people who work for the Ravens. There are over a million stockholders in the area that we have an obligation to. They're the fans that invest 3 hours on Sunday to watch, listen to, or attend our games. That's a big difference from owning a non-sports company."



ART MODELL MINORITY OWNER

YEARS WITH RAVENS: 11

YEARS IN NFL: 46

JOINED AIR FORCE: 1943

HS: NEW ULTRECHT (BROOKLYN, NY)

BORN: 6/23/25, BROOKLYN, NY

Art Modell embodies the legacy of a true American success story...He has been described as a bold, competitive and compassionate entrepreneur...Modell finalized the sale of the 2000 World Champion Baltimore Ravens to majority owner Steve Bisciotti in April 2004...*Art was 1 of 15 finalists for the Canton NFL Hall of Fame in 2001 and a semifinalist for the classes of 2004, 2005 and 2006.*

Modell, who purchased the Cleveland Browns for what was an unprecedented price of \$4 million in 1961, brought the NFL back to Baltimore in February of 1996...It was not an easy move to make for the longtime Clevelander, but Modell did not leave the fans of Cleveland empty handed...Art left the name "Browns," the team colors and the great and storied Browns' history.

In his 43 seasons of full ownership of the Browns and Ravens, *Modell won 2 NFL championships (1964 and 2000)* and 3 other teams (1965, 1968 and 1969) played in NFL title games...Three more teams (1986, 1987 and 1989) lost memorable AFC Championship battles – all against John Elway and the Broncos...Ten other teams earned playoff berths, while 6 more entered the season's final week with a chance to make the postseason.

"I believe Art belongs in the Hall of Fame. I don't know a person who has done more for the league than Modell, especially through television."

— Wellington Mara (deceased, 2005) former owner, NY Giants, 2002

Modell was the only elected NFL president in league history, serving in that capacity from 1967 through 1969...He chaired the negotiations for the 1st collective bargaining agreement with the players in 1968, leading a committee that included Vince Lombardi and Jim Finks, both NFL Hall of Famers...*Modell might be most noted for his tenure as the NFL's broadcast chairman...The contracts he negotiated over a 31-year period (1962-93) set the standard for sports TV.*

Other key career highlights include:

- Chairman of the Owners Labor Committee (1968), which successfully negotiated the NFL's 1st players' collective bargaining agreement.
- Served on the NFL-AFL Merger Committee, breaking the impasse for realignment of the 2 leagues by moving the Browns to the AFC.
- Worked closely with Pete Rozelle to establish NFL Films and became its 1st chairman.
- In 1970, Art was an important negotiator with ABC to launch *Monday Night Football* and volunteered to host the 1st game in Cleveland. (The Browns won, 31-21, over the NY Jets.)

PERSONAL: Art and his wife, Pat, are the parents of John and David and have 6 grandchildren...David lives in Baltimore with his wife, Michele, and helps run Modell Ventures...John and his wife, Tracy, live in Los Angeles...John is a composer/producer, and is president of Modular Entertainment, a music and multimedia production company...Art and Pat are residents of Cockeysville, MD and Vero Beach, FL.

AMAZING TREE

Art gave 3 NFL head coaches - Marty Schottenheimer, Bill Belichick and Brian Billick – their 1st head-coaching opportunities. When traced as a family tree, this trio has now spawned almost half (12) of the league's current head coaches: Schottenheimer – Bill Cowher, Tony Dungy (Lovie Smith); Billick (Marvin Lewis, Jack Del Rio and Mike Nolan); and Belichick (Nick Saban, Romeo Crennel and Eric Mangini). Modell also gave Blanton Collier, who was the head coach of Modell's 1964 World Champion Browns, his 1st head coaching position.



DICK CASS
PRESIDENT

COLLEGE: PRINCETON
LAW SCHOOL: YALE
YEARS WITH RAVENS: 3
YEARS IN NFL: 3
HS: MERCERSBURG (PA) ACADEMY
BORN: 1/13/46, WASHINGTON, D.C.

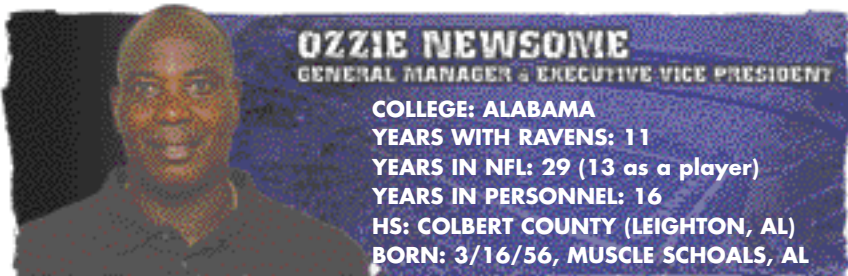
Dick Cass entered his 3rd year as president of the Bisciotti franchise...*Cass oversees every area of the Ravens' organization, including player and staff personnel, the coaching team, corporate sales, communications and business ventures.*...Not a newcomer to the NFL or its operations, Dick has served as counsel to a number of NFL owners, including both the Washington Redskins and the Dallas Cowboys, as well as the NFL's league office.

"Dick has had involvement with every aspect of an NFL team," said Steve Bisciotti. "His legal expertise, his working knowledge of the business, his relationships at the league office, and the respect he has already earned around the league is a significant asset for the franchise."

2004-05: (with Baltimore) 2005: Saluted by Paul Tagliabue for Dick's revenue-sharing plan for the new NFL Collective Bargaining Agreement...Initiated fundraising after Hurricane Katrina that resulted in \$1.2 million donated from the Ravens' family...Though dismissed by Cass, was mentioned prominently by media as a possible successor to Tagliabue. **2004:** Cass was named president of the club in April and was *Steve Bisciotti's 1st hire as the new owner* of the Ravens...Cass brought a wealth of business knowledge, plus legal and negotiating expertise to the team...He orchestrated a midseason move to the new Ravens' offices in Owings Mills, bringing together football operations and corporate into 1 state-of-the-art facility.

1972-2003: (with Wilmer, Cutler & Pickering) A partner of the DC-based law firm of WCP (31 years)...Was chairman of the firm's Business Transactions Section and a member of its Management Committee...Had a general corporate and securities practice, representing companies and entrepreneurs in complex corporate partnership and securities transactions. **2003:** Was counsel to the Independent Commission of the US Olympics Committee. **2002:** Was counsel to the owner of the NBA Charlotte Hornets in the team's relocation to New Orleans. **2000:** Helped broker the purchase of the Ravens from the Modell family to Steve Bisciotti. **1999:** Represented the estate of Jack Kent Cooke in the sale of the Washington Redskins to Daniel Snyder. **1992-93:** Retained by NFL as an advisor pursuant to the Collective Bargaining Agreement with players (continues to this day). **1980s:** Represented Dallas Cowboy owner Jerry Jones in the acquisition of the team and Texas Stadium...Continued to advise Jones and the Cowboys on a variety of franchise matters, including sponsorship contracts, the Collective Bargaining Agreement and salary cap, NFL broadcast arrangements, NFL Internet policies, stadium financing, estate planning, local broadcast partnerships, and NFL substance abuse programs. **1979:** Promoted to partner of WCP. **1972:** 1st year as a member of Wilmer, Cutler & Pickering law firm.

PERSONAL: Graduated Phi Beta Kappa from Princeton in 1968...A knee injury, coupled with surgery, kept him from athletics his 1st 2 years...Played rugby as a junior and senior for the Tigers...Graduated from Yale Law School in 1971...Clerked for a federal judge in Connecticut for 1 year before joining WCP, a law firm with global offices...Father was in the Coast Guard...As a child, Dick moved all over the country with his parents, including Virginia, Maryland, Michigan, California, Washington, D.C., Florida and Massachusetts...Graduated from Mercersburg (PA) Academy, where he was student body president and captain of the football, basketball and baseball teams...Cass serves on the boards of the Greater Baltimore Committee, Kennedy Krieger Institute and the Bert Bell NFL Players Pension Plan...He has served on the boards of trustees for both Princeton and Mercersburg...Dick also serves on the board of trustees of the Maryland Science Center...He continues as chairman of the Ravens All Community Team Foundation...Dick's wife, Heather, owns an architecture firm, Cass and Associates...She is also a graduate of Yale (School of Architecture) and is a Fellow of the American Institute of Architects...Their daughter, Courtney, is a Columbia graduate who taught in New York City public schools for 3 years and is earning a law degree...She is in her 3rd year at Virginia...Their son, Willy, is a graduate of St. Albans, and is currently a junior at Yale...The Cass family resides in Baltimore and Chevy Chase, MD.



COLLEGE: ALABAMA
YEARS WITH RAVENS: 11
YEARS IN NFL: 29 (13 as a player)
YEARS IN PERSONNEL: 16
HS: COLBERT COUNTY (LEIGHTON, AL)
BORN: 3/16/56, MUSCLE SCHOALS, AL

Ozzie Newsome is known throughout the NFL as one of the game’s top leaders and personnel authorities...*A Pro Football Hall of Famer, Newsome was the architect of the Ravens’ Super Bowl XXXV championship team in 2000...In recognition of that achievement, he was voted the NFL’s Executive of the Year...* Promoted by Art Modell in 2002, *Ozzie became the NFL’s 1st African-American general manager...* Newsome is a member of 2 of the NFL’s major policy-making committees – the Competition and Diversity Committees.


OVERVIEW: Newsome joined the front office of the Cleveland franchise following his storied career as the Cleveland Browns’ Pro Bowl tight end (1978-1990)...From his 1st position as an assignment scout for the Browns in 1991, Ozzie went on to become the Ravens’ general manager and executive vice president in the fall of 2002, after directing player personnel since the start (1996) of the Baltimore franchise...*Voted to the Pro Football Hall of Fame in Canton, OH in 1999 as a premier TE for the Browns...* Hall of Famer and NFL great Calvin Hill (RB - Dallas, Washington, Cleveland) introduced him at the induction ceremonies.

NFL DRAFTS: Under Newsome’s guidance, the Ravens own a remarkable draft success...In the team’s 1st 10 drafts, Newsome selected 1st-rounders who have earned the Pro Bowl a total of 28 times...The team’s 1st picks ever, Jonathan Ogden and Ray Lewis – the 4th and 26th selections in the 1996 draft – have combined for 16 Pro Bowls...Both are considered likely NFL Hall of Famers...In those 10 drafts, Baltimore has selected in the bottom half of the 1st round with uncanny success: Lewis, who has twice been named as the NFL’s Defensive Player of the Year; Todd Heap, at 31st in 2001, has been to 2 Pro Bowls; and Ed Reed, the 24th pick in ’02, has gone to Hawaii twice and earned the NFL’s MVP of defense in ’04...*Newsome strategy:* “Select the best available player on the board.”

In 5 consecutive drafts (2000-2004), *the Ravens are the only NFL team to select more than 2 Pro Bowlers in the 1st round (Jamal Lewis, Heap, Reed and Terrell Suggs)*...Reed and Heap are the only players in that span who were picked in the bottom 3rd of the 1st round to go to the Pro Bowl...In the 1st 10 years of Ravens’ history, Newsome and his staff drafted 10 players who have been selected to go to Hawaii...*Don Banks of SI.com wrote on 4/20/05: “The Ravens are the NFL’s gold standard on draft day, consistently making choices that stand the test of time.”*

FREE AGENT SIGNINGS: Not only have Newsome’s drafts been productive, but free agent signings have proven to be masterful as well...One of the game’s all-time great players, former CB/S Rod Woodson, made the Pro Bowl as a safety for 3 seasons (1999-2001)...DE Michael McCrary made the Pro Bowl twice and was a 1st alternate in 2000...Along with adding Pro Bowl TE Shannon Sharpe, Newsome recruited and signed DT Sam Adams, who produced his 1st 2 Pro Bowl seasons as a Raven (2000-01)...“We’ve been able to recruit and sign veterans who helped us win a Super Bowl and kept us competitive in other seasons,” Newsome said...*Newsome strategy:* “Select the right player at the right price.”

2006: The Ravens believe they have improved in all 3 areas during the 2006 NFL Draft adding 5 players



Ozzie accepted the 2005 Pro Football Writers Assn. Horrigan Award for an NFL or club official who assists the media to do their jobs. Jamison Hensley (right) of the Baltimore Sun presented the award. Also pictured (left) is Steve Bisciotti.

OZZIE NEWSOME

OZZIE NEWSOME TIMELINE*

YEAR	EVENT	TEAM
2005	Pro Football Writers Assn. Horrigan Award	<i>Ravens</i>
2002	Promoted to General Manager & Executive VP	
2000	Super Bowl XXXV NFL Executive of the Year	
1999	Inducted into the Pro Football Hall of Fame	
1996	Vice President of Player Personnel	
1995	State of Alabama Hall of Fame	<i>Browns</i>
1994	Director of Pro Personnel National Football Foundations College Hall of Fame NCAA Hall of Fame	
1993	Assistant to the Head Coach/Offense/Personnel	
1991	Special Assignment Scout	
1990	Byron "Whizzer" White Award	
1981, 84-85	Pro Bowl	
1978,81, 1983-84	4-Time Recipient of the Cleveland Touchdown Club's Offensive Player of the Year Award	
1978-1990	Cleveland Browns All-Pro Tight End	

*LIST DOES NOT INCLUDE ALL OF NEWSOME'S RECOGNITION AWARDS

on defense, 4 for the offense and a punter who can also kick off...Based on Oz's history with 1st-round selections, DT Haloti Ngata (Oregon) will develop into a Pro Bowl player and is slated to start...G/C Chris Chester (Oklahoma) was described "as one of the most athletic linemen to come out of college in the last 5 years."...CB David Pittman, Baltimore's 3rd-round selection, is expected to earn the nickel spot on defense...Pro Bowler and 2003 co-MVP Steve McNair, who is expected to start at QB, was obtained in a trade with the Titans in exchange for a 2007 draft pick...Also signed in 2006 are Ravens FAs Jamal Lewis, Bart Scott, B.J. Sams, Jarret Johnson, plus newcomers DE Trevor Pryce (Pro Bowler who posted 60 career sacks with Denver), RB Mike Anderson, DT Justin Bannan, Pro Bowler LB Gary Stills and CB Corey Ivy.

2005: A disappointing season ended with a 6-10 record, but gave way to hope with 2 late-season victories (48-3 vs. GB on 12/19 and 30-23 vs. Min. on 12/25), plus a 16-13 OT triumph vs. the eventual Super Bowl champion Steelers (11/20)...The Ravens lost 67 starting players to injuries, which were 3rd most in the NFL...Pro Bowlers Derrick Mason (WR) and Samari Rolle (CB), along with LB Tommy Polley and G Keydrick Vincent, were added for the 2005 campaign...Ogden made his 9th-straight Pro Bowl appearance...TE Todd Heap set career-franchise marks for catches (243) and receiving yards (2,893)...First-round draft choice WR Mark Clayton set rookie records with franchise highs - 7 rec. vs. Hou. 12/4, 105 yards at Den. 12/11, and his season totals in catches and yards (44-471) were the highest of any rookie in team history...Mason set a team mark with 85 catches and was 1st in the NFL with 30 3rd-down receptions...On defense, the top 3 were Pro Bowler Adalius Thomas (9 sacks, and a team-high 3 defensive TDs) and Polley and Scott, who had 134 and 119 tackles, respectively.

2004: Baltimore, with key starters missing a total of 53 games, fell 1 game short of the playoffs, finishing with a 9-7 mark...First-round pick went to NE as part of '03 trade for spot to draft QB Kyle Boller...Five of the 7 draft choices saw action, including 2nd-rounder DT Dwan Edwards, WR Devard Darling (3rd), OLB Rod Green (5th), WR Clarence Moore (6th) and G Brian Rimpf (7th). QB Josh Harris (6th) was signed off the practice squad by the Browns and RS Derek Abney (7th) missed the season with a shoulder injury...S Ed Reed, the Ravens' 1st pick in 2002, was named the NFL's Defensive Player of the Year...Reed, Ray Lewis, Chris McAlister, Ogden and Suggs all made the Pro Bowl...*In June of 2004, the Pro Football Writers Association honored Ozzie with the Joe Horrigan Award for his cooperation and understanding of the media.*

2003: Ravens won their 1st-ever division title with a 10-6 record; Baltimore hosted the Titans in the Wild Card, but lost 20-17...Ravens sent 8 draft picks to the Pro Bowl, including LB Adalius Thomas (6th in 2000)...In the draft, Newsome and his staff picked LB Terrell Suggs (1a, 10th overall), who posted a Ravens' rookie-record 12 sacks and earned NFL Defensive Rookie of the Year honors...Rookie QB Kyle Boller (1b, 19th overall) started and finished the 1st 8 games of the sea-

OZZIE NEWSOME

son, leading the Ravens to a 5-3 mark. (Boller was injured in the 2nd quarter of the 9th game)...Ravens selected Boller with NE's 1st pick (19th) in 2003.

2002: Newsome and his staff assembled the youngest team in NFL history...Most observers predicted the Ravens would win 2-to-4 games, but Baltimore entered game 15 with a 7-7 mark and a chance to be the AFC's top Wild Card playoff team...Two last-minute losses to Cleveland (14-13) and at Pittsburgh (34-31) gave the Ravens a 7-9 mark...That year's draft produced 2 immediate starters (Reed and DE Anthony Weaver), the punter and return specialist...Reed led the Ravens with 5 INTs and made every NFL all-rookie team...Weaver was called the "best rookie defensive lineman I've seen," by then-defensive coordinator Mike Nolan...Lamont Brightful set a team record with a 95-yard punt return while averaging 16.1 and 20.6 yards on PR and KOR, respectively...Two 6th-rounders, RB Chester Taylor and S Chad Williams, made important contributions as rookies...Rookie free agent S Will Demps started 46 games in his 4 seasons (2002-05) with the Ravens.

2001: Picking late in each round after winning Super Bowl XXXV, Ozzie and his staff continued to draft well...The 1st 4 draft picks are current NFL standouts: TE Todd Heap (1) went to 2 Pro Bowls in 2002-03, after leading the Ravens in receiving for those 2 years...LB Ed Hartwell (4), now with Atl., and CB Gary Baxter (2), currently with Cle., were Baltimore's top 2 tacklers in 2002...Hartwell (191 in '02) and Polley (134 in '05) are the only Ravens other than Ray Lewis (injured) to lead the team in tackles; C Casey Rabach (3), with Was., started every game for Bal. in '04.

2000: The architect of the Ravens' Super Bowl championship team, Newsome and his staff hit gold with the selection of RB Jamal Lewis (the team's all-time leading rusher) with the 5th pick in the 1st round...As a rookie, Lewis set a Ravens' team record with 1,364 rushing yards and added 1,327 rushing yards in 2002, his 2nd active season with the Ravens...In '03, Lewis was named NFL's Offensive Player of the Year when he led the NFL in rushing with 2,066 yards (2nd-best in NFL history) and rushed for 500 yards in 2 games against Cle., the most yards against a single opponent in a season in NFL history...A 2nd 1st-round pick (10th), Travis Taylor, finished '04 as the then-leading receiver in Ravens history...Standout LB Adalius Thomas was a 6th-round selection in that draft...Thomas went to the 2003 Pro Bowl as a special teams player...*Ozzie was voted NFL Executive of the Year.*

1999: Continued his hot hand at drafting when he tabbed Arizona CB Chris McAlister with the 10th pick in the 1st round...McAlister became the next member of the Ravens' defense to earn Pro Bowl honors in 2003...Newsome and his staff also picked 2 starters, LG Edwin Mulitalo and WR Brandon Stokley, in the 4th-round of the draft...Stokley opened the scoring in SB XXXV with a 38-yard TD grab from QB Trent Dilfer.

1998: Coordinated the selections of CB Duane Starks and WR Patrick Johnson with the team's 1st 2 picks...Starks tied for the NFL's INT lead among rookies that year (equaling Charles Woodson's 5 thefts)...Starks added 5 more thefts in his 2nd season and led the Ravens with 6 in 2000...Starks thrilled Ravens fans with a 49-yard INT for a TD against the Giants in the Super Bowl...Johnson caught the game-winning TD in the final minute of the Ravens' 1st win at Tennessee in 2000, allowing Baltimore to be the 1st visiting team to win at the Titans' then-new stadium.

1997: In his 2nd draft, Newsome picked 4-time Pro Bowler LB Peter Boulware and LB Jamie Sharper, S Kim Herring and C Jeff Mitchell – all 4 started against the Giants in the Super Bowl XXXV victory...Boulware, the Ravens' all-time sack leader, was consensus choice for the NFL's

1ST-ROUND DRAFT SELECTIONS FROM 1996 THROUGH 2006

DRAFT	NAME	PRO BOWLS	CURRENT TEAM
1996	T Jonathan Ogden	9	Baltimore
1996	LB Ray Lewis	7	Baltimore
1997	LB Peter Boulware	4	Free Agent
1998	CB Duane Starks		Oakland
1999	CB Chris McAlister	2	Baltimore
2000	RB Jamal Lewis	1	Baltimore
	WR Travis Taylor		Minnesota
2001	TE Todd Heap	2	Baltimore
2002	S Ed Reed	2	Baltimore
2003	LB Terrell Suggs	1	Baltimore
	QB Kyle Boller		Baltimore
2005	WR Mark Clayton		Baltimore
2006	DT Haloti Ngata		Baltimore

OZZIE NEWSOME

1997 Defensive Rookie of the Year and led the AFC in sacks in 2001 with 15.

1996: Art Modell invited Newsome to join him as the Ravens' *vice president of player personnel* when he moved the franchise to Baltimore... Under Newsome's direction, this draft produced 2 perennial Pro Bowlers in LT Jonathan Ogden and ILB Ray Lewis, who was MVP in Super Bowl XXXV

and the NFL's Most Valuable Defensive player in 2000 and 2003... Also making the Pro Bowl (twice) as a return specialist was Jermaine Lewis, a 5th-round pick in that draft.

1991-95: (with Cleveland) First position ('91) in the front office was as a special assignment scout... Two years later ('93), "the Wizard" was promoted to a very comprehensive assignment – assistant to the head coach/offense/pro personnel. "I had to find out what direction my career would go," Newsome explains. "Art gave me the opportunity to work with the coaches, and I enjoyed that. At the same time, I increased my experience with the personnel department and decided that's where I wanted my career to head."... In 1994, *Newsome was named the Browns' director of pro personnel*... Although he continued to help on the field, Newsome provided detailed studies on other NFL players and recommended players the team should try to acquire.

1978-90: (with Cleveland) Ozzie retired after 13 years as a premier NFL tight end... His 662 receptions for 7,980 yards are the 2nd most ever caught by a TE and the most in Browns history... Ozzie ended his career as the 4th-leading NFL receiver of all time... He earned 3 Pro Bowls (1981, 1984-85) and was a 4-time winner of the Cleveland Touchdown Club's Offensive Player of the Year award (1978, 1981, 1983 and 1984)... His streak of 150 games in a row with a catch is the 2nd longest in NFL history... *Winner of the 1990 Byron "Whizzer" White Award as the NFL's top community volunteer*... Newsome, who was named to the All-NFL team of the 1980's (2nd team), consistently received All-AFC and All-NFL honors throughout his career... Ozzie was a 1978 No. 1 draft choice, along with Clay Matthews, and the 2 are among an elite group of Browns to play for 3 decades... The others are: Gene Hickerson (1958-60, 62-73), Dick Schafrath (1959-71), and Don Cockroft (1968-80)... *Until Shannon Sharpe broke his records in 2001, Newsome's pro career was the best of any TE in NFL history.*

PERSONAL: Newsome graduated from Alabama with a degree in recreation administration... Winner of the 1990 Byron "Whizzer" White Award as the NFL's top community volunteer, Newsome is widely known for his willingness to help those in need... Newsome has gained induction into 4 halls of fame – the NFL's Pro Football Hall of Fame in Canton, OH (1999), the National Football Foundation's College Hall of Fame (1994), the NCAA Hall of Fame (1994) and the State of Alabama Hall of Fame (1995)... On the wall of Newsome's office is a sideline portrait of Ozzie's mentor, Paul "Bear" Bryant, in his trademark houndstooth hat... "Coach [Bryant] helped me grow up. He pushed me further than I thought I could go, both on and off the field," Newsome said... Ozzie, who works out every day (and sometimes puts in 2-a-days), his wife, Gloria, and their son, Michael Ryan, live in Cockeysville, MD.

NFL/PRO PLAYER EXPERIENCE: 1978-1990 (Cleveland Browns)

THE WIZ-DOM OF OZ ON DRAFTING SUCCESS

NEWSOME ON PERSONNEL: "People - our staff - are the reasons why we've had success. Our scouts are on the same page with the way we gather information, and most of us have been together since the Ravens started in 1996. We have a system in place that is time consuming and thorough. The staff works very hard. We've tweaked the process along the way, and our scouts are basically home grown. They grew up in our system."

NEWSOME ON THE DRAFT: "Drafts are exciting. They remind me of getting ready for a big game, like the Steelers or a playoff game. We feel pretty good about the players we acquired over our 10 Ravens drafts. We have a certain type of player we want. Our scouts do a good job of finding 'Raven-type players.'"

NEWSOME ON WINNING TITLES: "You can't make many mistakes drafting, especially in the 1st rounds, and expect to win a title. The heart of a Super Bowl champion comes from the draft. You then supplement your drafted players with selective use of free agency...the right veteran at the right price."

"I'm not so sure I wouldn't start my franchise with Ozzie Newsome, the personnel whiz of the Ravens. In a salary-cap world, where rosters are overhauled every offseason, the guy in charge of finding the players may be the most important guy in any NFL building. The good talent evaluators allow you to compete. The real ones win you championships."

– Rick Gosselin, *Dallas Morning News*, August 2002



BRIAN BILLICK HEAD COACH

COLLEGE: BRIGHAM YOUNG
YEARS WITH RAVENS: 8
YEARS IN NFL: 15
YEARS IN COACHING: 28
HS: REDLANDS (CA)
BORN: 2/28/54, FAIRBORN, OH

Brian Billick is in an elite group...There are 8 current NFL head coaches who have guided teams to Super Bowl championships: Billick, Bill Belichick, Bill Cowher, Joe Gibbs, Jon Gruden, Mike Holmgren, Bill Parcells, and Mike Shanahan...After guiding the Ravens to their 1st non-losing season (8-8) in 1999, his 1st as head coach, Billick led Baltimore to the playoffs, or the brink of the postseason tournament every year, except 2005...*The Ravens won the Super Bowl championship in 2000, and came back to the playoffs in 2001 and in 2003...*The team did not earn the postseason in 2002, when the Ravens fielded the youngest team in NFL history and fell a victory short in 2004 when key starters missed a total of 53 games.

"The challenge for all teams every season is to get to the playoffs and then find a way to win the Super Bowl," Billick says. "We did not make the playoffs the last 2 years. That hurts a lot. I take responsibility for it. It drives me – has driven me – to find ways to get us back to the postseason."

Billick became the Ravens' head coach in 1999 (Jan. 19) after the new franchise produced consecutive seasons of 4-12 (1996), 6-9-1 (1997) and 6-10 (1998) in its 1st 3 seasons...Brian quickly changed the course for the team, producing the 8-8 mark...*In year 2 (2000), Billick and the Ravens produced a 12-4 regular season record, and then swept through the playoffs to the Super Bowl XXXV championship...*In '01, with a spate of injuries to important contributors, his team battled to 10-6, earned a Wild Card berth and advanced to the Divisional Playoff round...After a dramatic salary cap cleansing, and with the youngest team in NFL history, the Ravens finished '02 with a 7-9 mark...In '03, with the 3rd-youngest team in the league, the Ravens won the AFC North with a 10-6 record...Baltimore was 9-7 in '04, falling 1 victory short of the playoffs, before dropping to 6-10 a year ago.

Under Billick, the Ravens have always been a team that featured an outstanding defense, an offense that ran the ball effectively, and special teams that were scrappy and effective...Reflecting his hard-nosed competitive zeal, his teams are noted for their physical, tough style, and they are well conditioned...Above all, Brian's teams are ready for the playoff runs of November and December...Only New England (38-18), Indianapolis (40-19) and Philadelphia (38-19) have better records over the season's last 2 months than Billick's Ravens (36-21). (Records are from 1999, Brian's 1st season in Baltimore, through 2005.)

*With 8 seasons, Billick is tied for 4th with the Eagles' Andy Reid for NFL head coaching seniority with the same team...*Bill Cowher of the Steelers is 1st with 15 seasons, the Titans' Jeff Fisher is 2nd with 13, followed by the Broncos' Mike Shanahan with 12.

Billick, 52, has clearly demonstrated an ability to take NFL players to the highest levels of achievement...There's the Super Bowl victory following the 2000 season, along with his other successes in his 1st 7 seasons as head coach...And there are the numbers, both offensively and defensively...In 1998, Billick coordinated a Vikings' offense that scored the most points in NFL history (556); and *the 2000 Ravens' defense set the NFL's 16-game standard for fewest points allowed (165)*...(Prior to Billick's arrival in Baltimore in 1999, the Ravens' defense had been ranked no higher than 22nd

"As a leader, your goals and aspirations must be strong enough to sustain you through the toughest of times. And trust me, if your goals are set high enough and your aspirations are worthy enough, there will be tough times."

—From Billick's book, *"Competitive Leadership"*

BRIAN BILLICK

in the league over the team's 1st 3 seasons...In each of coach Billick's 1st 3 years as the Ravens' head coach, Baltimore's defense ranked 2nd in the league...In 2003 and 2004, the defense finished 3rd and 6th-best in the NFL, respectively...In 2005, the Ravens' defense was 5th in the league.)

"Success in any sport at any level is based, on the largest part, on talent. Usually, the teams with the most talent win," Billick says. "But, I do believe coaching makes a difference. If I didn't, I'd find another challenge. I believe coaching and teaching are synonymous. We are teachers. We have a team of good teachers, and I do think we make a difference."

Already, 3 of Brian's Raven assistants have become NFL head coaches – Cincinnati's Marvin Lewis (Ravens defensive coordinator, 1996-2001), Jacksonville's Jack Del Rio (Ravens linebacker's coach, 1999-2001) and San Francisco's Mike Nolan (Ravens defensive coordinator in 2003 and 2004 and receivers coach in 2002).

Spend enough time with coach Billick, and you're going to hear 2 words often: *passion and accountability*. "You have to have passion for the work you do to succeed. If a player doesn't like to study, practice or train, doesn't like the physicality of the game, he's going to have a very difficult time succeeding. Passion is a lubricant for success," Billick explains. "Accountability is obvious. You have to perform. Accountability is also a sign of respect for your team. It is a reflection of a team's integrity when individuals take responsibility for their actions."

Billick is 2nd to Joe Gibbs in consecutive playoff wins at the start of a career (5 to Gibbs' 6)...Billick, whose 7-year record entering the 2006 season is 67-52 (.563), became the 2nd head coach in Ravens history when he accepted a 6-year contract from then-owner Art Modell on Jan. 19, 1999...He has received 2 new contracts since then.

HERE'S A YEAR-BY-YEAR REVIEW OF THE RAVENS UNDER COACH BILLICK:

1999: The 8-8 Ravens produced the most victories in the franchise's 4 years, won the most consecutive games (4), the most road games (4), including the 1st victory at Pittsburgh, won 4 of the season's final 5 games, and finished with the best-ever Ravens' defense (2nd in the NFL).

2000: In his 2nd year as a head coach at any level, Billick directed the 2000 Ravens to the ultimate seasonal prize with a 34-7 Super Bowl XXXV victory over the New York Giants...Baltimore finished with a 16-4 record, blowing by opponents in the playoffs: 21-3 over Denver, 24-10 at Tennessee, and 16-3 at Oakland in the AFC Championship game...The Ravens finished 1st in 5 important league-wide defensive categories, including shutouts (4), points allowed per game (10.3), rushing yards allowed per game (60.6), rushing yards allowed per attempt (2.7), takeaways (49) and fumble recoveries (26)...The team's turnover ratio of +23 was also the NFL's best...Baltimore, with then-rookie RB Jamal Lewis gaining 1,364 yards, was the league's 5th-best rushing team and was 2nd in time of possession...K Matt Stover led the NFL with 35 field goals; Jermaine Lewis was 1st in punt returns (16.1-yard average) and P Kyle Richardson was 1st in the NFL with 35 punts inside-the-20.

The Ravens became the 4th Wild Card team to win the Super Bowl, following the '97 Broncos, the '80 Raiders and the '69 Chiefs...Brian's ability to keep the team unified and focused that October, when the Ravens did not score a TD (5 straight games) and suffered a 3-game losing streak, is notable.

2001: Ravens defended their title with passion, but fell short of the goal of winning consecutive Super Bowl championships when they dropped a 27-10 decision at Pittsburgh, 1 game short of the AFC Championship...The list of injuries started early in 2001...Billick's hope to combine a power running game with the accurate passing of Elvis Grbac never materialized. RB Jamal Lewis and RT Leon Searcy, the team's significant offseason free agent addition, suffered season-ending injuries in

"Brian has a year-round program for his players and staff that gets the most out of both. The team continually improves. Our players and coaches are fresh for the playoff run, when some teams are run down and beat up. Brian gets it. We have a big-time winner with him."

– Ozzie Newsome, General Manager

BRIAN BILLICK

the 1st week of training camp...TE Todd Heap, the team's 2001 No. 1 draft choice, who was expected to team with Shannon Sharpe in 2-tight end sets, sustained a high ankle sprain in week 2, and never fully recovered...There were games when none of the team's season-opening defensive front 4 could play...In all, Ravens starters missed a total of 54 regular-season games due to injuries, tops among the NFL's 12 playoff teams...Despite these obstacles, the Ravens finished the regular season at 10-6, and humbled the Dolphins in Miami, 20-3, in a Wild Card showdown. "I was very proud of that team. Despite the injuries in the 1st week of camp, they hung tough all year," Billick says.

2002: Despite the success in his 1st 3 seasons in Baltimore, many NFL observers marvel at the job Billick did in 2002...After an unprecedented salary cap cleansing, and equipped with the youngest team in NFL history (19 rookies on the opening day roster), the Ravens finished 7-9...Without Ray Lewis (5 games played) and starting QB Chris Redman, who missed the final 9 games of the season with a back injury, Baltimore scratched and clawed its way to a 7-7 mark and had legitimate playoff aspirations before losing heartbreaking games to Cleveland and at Pittsburgh in the season's final 2 games.

2003: With the 3rd-youngest team in the league, Billick put the Ravens back in the playoffs for the 3rd time in 4 years...Baltimore led the NFL in rushing and finished 3rd in the league in defense when the Ravens won their 1st-ever division title with a 10-6 mark.

2004: Baltimore, still young - 3rd-youngest in the AFC and 7th in the NFL - finished 2nd in the AFC North with a 9-7 mark, falling 1 game short of the playoffs...The Ravens lost 53 games to important starters, including the entire season of OLB Peter Boulware, 10 games by TE Todd Heap, 7 by CB Deion Sanders, 4 each by RB Jamal Lewis and LT Jonathan Ogden and 7 by C Mike Flynn...At its healthiest, Baltimore gave the Steelers (15-1) their lone regular season loss (30-13) in week 2.


2005: The Ravens suffered through a 6-10 campaign after losing 7 of their 1st 9 games...Starting QB Kyle Boller was injured in the season opener and missed the next 7 games...He was soon joined on the sidelines by a pair of NFL Defensive Players of the Year: MLB Ray Lewis (10 missed games) and S Ed Reed (6)...In all, Baltimore lost 67 games to starters, 3rd most in the NFL...Highlight of the season was a 16-13 OT victory over the eventual Super Bowl champion Steelers.

HERE'S A REVIEW OF BRIAN'S COACHING CAREER PRIOR TO THE RAVENS:

1992-98 (with Minnesota): Was the architect of a Minnesota offense that in 1998 eclipsed the NFL record for most points scored in a season (556), breaking the old mark (541) set by the 1983 Washington Redskins...The '98 Vikings scored 53 of 56 times they were inside the 20...Minnesota tied for the NFL lead with 41 TD passes, shattering a team mark, and scored over 100 points in each quarter for the 1st time in team history...Minnesota ranked 2nd in the NFL

"Brian does not get enough credit for how good of a head coach he is. His teams are prepared to play, and they get better each game. They play with tremendous passion. They are physical. They respond to his teaching and motivation."

- Marvin Lewis, Bengals Head Coach



BRIAN BILLICK

(behind San Francisco) with a team-record 6,262 net yards, and was 1st in the league with 4,328 yards passing...Over his 5 full seasons as offensive coordinator, Billick guided the Vikings into the top 5 in the NFL in yards per game, passing yards per game, completions and 3rd-down conversions...Under Billick's guidance, the Vikings recorded their then top 3 offensive seasons (1998, 1995 and 1994), and 5 of the top 10 offensive campaigns in team history...Most importantly, the Vikings advanced to the playoffs all but 1 season (1995) during Billick's tenure...Minnesota played postseason games in 1992-94 and 1996-98.

HERE'S MORE FROM HIS VIKINGS TENURE:

Hired in 1992 by Dennis Green as the Vikings' TE's coach...Named offensive coordinator 3 games into the 1993 season; Vikings went from 264.8 yards per game over the 1st 6 weeks of the season to a 323.3-yard average over the final 10 games...In 1st full season as offensive coordinator in 1994, Vikings won the NFC Central, finishing 2nd in the NFL in passing yards (4,324)...In 1995, Vikings failed to qualify for the postseason, but the offense scored a then-team record 412 points and gained 5,938 yards. QB Warren Moon set a then-team mark with 33 TD passes (topped by Randall Cunningham's 34 in '98)...1996 Vikes qualified for a Wild Card berth with a 9-7 mark when WR Cris Carter grabbed 96 passes, and Jake Reed placed 2nd in the NFL with 1,320 receiving yards.

1989-1991 (Stanford): Assistant under Dennis Green, coaching receivers and TE's.

1986-1988 (Utah State): Spent 3 seasons as offensive coordinator...When he arrived at Utah State, the team ranked 107th out of 108 NCAA Division 1-A teams offensively; in his final 2 seasons as coordinator, the Aggies ranked in the top 10 in total offense.

1981-85 (San Diego State): Coached receivers, TE's and QB's and was recruiting coordinator.

1979-80 (San Francisco 49ers): Assistant director of public relations.

1978 (Brigham Young): Graduate assistant who worked with TE's and offensive line.

1977 (University of the Redlands): Part-time assistant while also helping coach Redlands HS and working at a health club.

1977 (49ers and Dallas Cowboys): Drafted by the 49ers in the 11th round, was released and then signed the following offseason by the Cowboys, who waived him before the start of training camp.

COLLEGE, PERSONAL: Brian earned All-Western Athletic Conference honors and honorable mention All-America in 1976 as a TE at Brigham Young University...In 1976, he caught 20 passes for 338 yards and a TD...Brian played LB at Air Force as a freshman before transferring to BYU.

Since coming to Baltimore, Billick has enthusiastically helped improve the community...Billick gives extra time to the United Way of Central Maryland, the Leukemia and Lymphoma Society, and especially to the Living Classrooms Foundation, where he serves on the board of directors...Brian has hosted important fundraisers for Living Classrooms, made a significant financial contribution, and has inspired many Ravens players to volunteer at this important educational facility...In April of 2002, Billick was the honorary chair for the American Lung Association's Breath of Life Celebration...Billick was picked as the Maryland Chapter of Multiple Sclerosis 2001 "Champion of the Year"...Brian's wife, Kim, joins him in many of these community works, especially at Living Classrooms...Brian hosts an annual clinic for Maryland and southern Pennsylvania high school football coaches.

Billick has co-authored 2 books: "Competitive Leadership: Twelve Principles for Success" with Dr. James A. Peterson and "Finding the Winning Edge" with NFL Hall of Fame coach Bill Walsh and Dr. Peterson...This last book is a blueprint for developing an NFL team, covering everything from

"More than any coach I played for, Brian treated the players with respect and got the most out of us. He always got to the heart of things, no bull. He's a motivator – that's one of his strengths. We were ready to play, and we were fresh."

*– Future NFL Hall of Famer
Rod Woodson*

BRIAN BILLICK

practice schedules to front office structure...In May of 2005, Brian gave the commencement speech for the University of Maryland-Baltimore.

Billick was born in Fairborn, OH on Feb. 28, 1954, but grew up in Redlands, CA...He is the 4th of 5 children...Billick earned 3 letters in both football and basketball at Redlands HS...At Redlands, Billick played QB and safety...He still holds the California prep record for career INTs with 21...Redlands retired his jersey number 17 in March, 2001, and put him in the school's Hall of Fame in the spring of 2004...Brian has helped the school raise funds for the athletic department...He was a Helms Scholar-Athlete as a senior... Brian earned a B.A. in communications from BYU, where he also pursued a master's in communications...Billick endows a scholarship at the communications college at BYU...He and Kim (who at one time was an assistant to NFL Hall of Famer Tex Schramm of the Dallas Cowboys) have 2 daughters: Aubree (22), who recently graduated from Northwestern University, and Keegan (17), a high school senior.

COACHING BACKGROUND: 1977 (Redlands); 1978 (Brigham Young); 1981-85 (San Diego State); 1986-88 (Utah State); 1989-91 (Stanford); 1992-98 (Minnesota Vikings); 1999-2006 (Baltimore Ravens-head coach)

"Brian really helped my development as a coach. I learned so much by being part of his staff—the way he treats the players, his organizational skills, his focus on everyone being accountable and bringing passion to what you do. He put me light years ahead of where I was. And he also encourages his assistants to learn about being a coordinator and head coach. He cultivates that. He wants players and coaches to reach for higher levels, to seek more responsibility, to prepare to succeed every day."

— Jack Del Rio, Jaguars Head Coach and former Raven coach (1999-2001)

BRIAN BILLICK IN THE NFL

YEAR	TEAM	POSITION	RECORD	PLAYOFFS
1992	Minnesota	TEs Coach	11-5	NFC Central Champs
1993	Minnesota	Offensive Coordinator	9-7	Wild Card
1994	Minnesota	Offensive Coordinator	10-6	NFC Central Champs
1995	Minnesota	Offensive Coordinator	8-8	
1996	Minnesota	Offensive Coordinator	9-7	Wild Card
1997	Minnesota	Offensive Coordinator	9-7	Wild Card
1998	Minnesota	Offensive Coordinator	15-1	NFC Central Champs
1999	Baltimore	Head Coach	8-8	
2000	Baltimore	Head Coach	12-4	Wild Card, SB Champs
2001	Baltimore	Head Coach	10-6	Wild Card, Div. Round
2002	Baltimore	Head Coach	7-9	
2003	Baltimore	Head Coach	10-6	AFC North Champs
2004	Baltimore	Head Coach	9-7	
2005	Baltimore	Head Coach	6-10	



JIM FASSEL
OFFENSIVE COORDINATOR

COLLEGE: LONG BEACH STATE
YEARS WITH RAVENS: 3
YEARS IN NFL: 16
YEARS IN COACHING: 33
HS: ANAHEIM (CA)
BORN: 8/31/49, ANAHEIM, CA

Jim Fassel (pronounced FAH-sill), a former *NFL Coach of the Year* (1997), entered his 3rd year with the Ravens in 2006 and 2nd as the offensive coordinator...While injuries plagued the Ravens with offensive and defensive starters missing 67 games in '05, there were many high notes and franchise records set or broken – *TE Todd Heap had the best year of his Pro Bowl career, plus Pro Bowler WR Derrick Mason, QB Kyle Boller and rookie WR Mark Clayton posted personal bests...With Boller at the helm, Baltimore scored a franchise-record 48 points vs. Green Bay (48-3) on ABC's Monday Night Football (12/19).*

OVERVIEW: *Fassel and Brian Billick's presence mark the 1st time in NFL history that 2 Super Bowl head coaches are on the same coaching staff...*Fassel replaced Matt Cavanaugh (2005), who held the offensive coordinator position under Billick for 6 years...Fassel originally joined the Ravens in 2004 as a senior consultant/offense...A former head coach of the NY Giants, he took his 2000 team to Super Bowl XXXV, where the Giants eventually lost to the Ravens...*Led the Giants to 2 NFC East titles, a conference championship, an appearance in the Super Bowl, plus a Wild Card playoff berth...*Had 58 regular season victories and is the 3rd-winningest coach in Giants history...In the month of December, the Giants regularly finished strong, posting a 19-9 record...Tutored Phil Simms and Kerry Collins with the Giants...*Named consensus NFL Coach of the Year in 1997...*Was called a QB guru for his tutoring of *2004 Hall of Fame inductee John Elway* at Denver, but has proven to be a "both sides of the ball" coach...*Elway earned MVP and AFC Player of the Year honors* under Fassel's tutelage in 1993.

2004-05: (with Baltimore) 2005: Baltimore ranked 12th overall in the AFC and 24th in the NFL in total offense...The Ravens eliminated a then-9-6 Vikings' team from the playoffs on Christmas night (12/25)...For the *9th consecutive season, T Jonathan Ogden made a Pro Bowl appearance...*Voted 1st alternate to the Pro Bowl, *Heap is 3rd among active NFL TE leaders in catches and yards over the last 4 seasons* (behind TEs Tony Gonzalez and Jeremy Shockey)...Heap finished 3rd in the NFL among TEs with 75 receptions for 855 yards and 7 TDs...With a 7-game absence by starting QB Kyle Boller, who injured his toe in the season opener vs. the Colts (9/11), the Ravens looked to backup Anthony Wright, who started the next 7 games...By the time Boller returned to the lineup, Baltimore was 2-6, having lost 3 straight (at Chi., at Pit., vs. Cin.)...*Boller fared better at home near the end of the season with 4 straight wins*, including a 16-13 OT win over the eventual Super Bowl Champion Steelers (11/20), a nail-biter 16-15 win over Houston (12/04) and 2 dominating victories – arguably the best 2-game stretch by a Ravens' QB in team history – over Green Bay (48-3 on 12/19) and Minnesota (30-23 on 12/25)...The Vikings' loss eliminated them from a playoff berth...*Boller's home record improved to 13-4 (a winning percentage of .765), and helped the Ravens complete the highest percentage of passes in franchise history, 59.6%...*Both WRs Derrick Mason and rookie Mark Clayton had stellar seasons busting franchise records (*see box, next page*)...*Despite a slow start, RB Jamal Lewis led the Ravens with 269 rushes for 906 yards and 3 TDs*, the 1st time in his career Lewis did not go over 1,000 yards...A healthy C Mike Flynn and G Edwin Mulitalo played in all 16 games, starting 16 and 15, respectively...Both G Keydrick Vincent (thigh) and T Orlando Brown (back) were hampered during the season by nagging injuries and placed on IR in Dec....Both T Tony Pashos and G Brian Rimpf made 7 starts in 16 and 15 games, respectively. **2004:** Fassel joined the Ravens as a senior consultant/offense and worked with the QBs, devoting much of his effort tutoring Kyle Boller...He also served as an advisor to the offense and offered suggestions for game plans.

1997-2003: (with NY Giants) In 112 games, the Giants turned the ball over 193 times, just 1.72 times per game. **2003:** Injury-decimated Giants had a 4-12 season, losing the last 8...Longest slump since a 7-game streak in 1994. **2002:** NYG finished 2nd in NFC East, good for a Wild Card matchup with the 49ers...SF beat NYG 39-38...QB Kerry Collins posted most passing yards in a season in team history (4,073)...RB Tiki Barber led the NFL with 1,984 yards from scrimmage...The 10 regular season wins represented a 3-game improvement over the previous season. **2001:** The Giants were 7-9 and finished 3rd in the NFC East...Collins posted the 4th-most passing yards in a single season in team history (3,764). **2000:** NYG enjoyed their finest season under Fassel...*Finished with 12-4 record...Won NFC East title and conference championship...*Collins posted his 1st-career 3,000-yard passing season (3,610)...Ranked as 5th-most in Giants history...RB Tiki Barber had his 1st-career 1,000-yard rushing

JIM FASSEL

season under Fassel... After the 2nd home loss in as many weeks and with a 7-4 record, Fassel announced the Giants would make the playoffs... Players responded by winning the final 5 games of season to win their 2nd NFC East championship under Fassel... Earned top seed in the NFC Playoffs... Giants defeated Philadelphia and Minnesota to advance to Super Bowl XXXV against Baltimore. **1999:** Finished an injury-plagued season at 7-9... Dropped last 3 games. **1998:** Finished 8-8, after starting campaign with a 3-7 record... Fassel's leadership was evident with a 5-1 finish. **1997:** Named the 15th head coach in Giants history... In his 1st season, he led the squad to a 10-5-1 record and a berth in the playoffs, capturing the NFC East... Became only the 12th NFL head coach to win a division title in his 1st season since the 1970 merger... Despite several key injuries, Giants overcame a 1-3 start and rebounded to 9-2-1 the rest of the season... **Fassel was named consensus NFL Coach of the Year** by media outlets, including the *Associated Press* and *The Sporting News* (as voted by NFL coaches)... Giants became the 15th team in NFL history to finish in 1st place in division, 1 season after finishing in last place... The worst-to-1st turnaround has occurred 13 times, including the 1997 Giants, since the 1970 merger... Fassel's group finished with a 7-0-1 division record and became the 1st team ever to go undefeated in the NFC East.

1996: (with Arizona) Offensive coordinator/QB coach... Tutored QB Boomer Esiason... Cardinals finished 7-9 under head coach Vince Tobin.

1995: (with Oakland) QB coach... Tutored QB Jeff Hostetler... Raiders finished 8-8.

1993-94: (with Denver) Spent 2 campaigns as assistant head coach/offensive coordinator... Under Fassel's tutelage, QB John Elway had one of his finest seasons in 1993 earning the NFLPA's **AFC MVP and AFC Player of the Year** awards... He led the NFL in all passing categories.

1991-92: (with NY Giants) Giants finished 4th in NFC East both seasons. **1992:** Promoted to offensive coordinator. **1991:** Joined team as QB coach.

1985-89: (with Utah) Returned as the school's head coach... Recruited future NFL QB Scott Mitchell, who set 10 NCAA and 5 Western Athletic Conference records, plus virtually every school passing record.

1984: (with New Orleans Breakers) Offensive coordinator in the USFL.

1979-83: (with Stanford) Was credited with recruiting and coaching John Elway at Stanford... Elway finished 2nd in balloting for the Heisman Trophy in 1982.

1977-78: (with Weber State) Served 2 seasons as offensive coordinator.

1976: (with Utah) Coached QBs and WRs.

1974: (with Hawaii Hawaiians) Player-coach for WFL.

1973: (with Cal State-Fullerton) Launched coaching career.

PERSONAL: A standout QB at Anaheim HS before leading Fullerton Community College to a 25-1 record over 2 seasons (1967-68) and won the JC national championship in 1967... Transferred to USC for 1 season (1969)... Was a teammate of Seattle Seahawks head coach Mike Holmgren at USC during the Trojans' 1969 Rose Bowl championship season... Fassel was a junior backup behind QB Jimmy Jones at USC after transferring from FCC... Spent 2 seasons (1970-71) at Long Beach State where he earned his B.S. in physical education... Was drafted by Chicago in the 7th round of the 1972 NFL Draft... Had brief stints in training camps with Chicago, Houston and San Diego... The Jim Fassel Foundation Celebrity Golf Classic (2004) raised more than \$250,000 for the families of firefighters, police officers and port authority police who lost their lives in the Sept. 11 attacks... **Was the 2005 honoree of the NYC Fire Commissioners Humanitarian Award**... Jim is a noted motivational speaker... Resides in Owings Mills, MD... Has 5 children: Jay, John, Brian, Jana and Mike.

COACHING BACKGROUND: 1973 (Cal State-Fullerton); 1974 (WFL-Hawaii Hawaiians); 1975 (out of coaching); 1976 (Utah); 1977-78 (Weber State); 1979-83 (Stanford); 1984 (USFL-New Orleans Breakers); 1985-89 (Utah-head coach); 1990 (out of coaching); 1991-92 (NY Giants); 1993-94 (Denver Broncos); 1995 (Oakland Raiders); 1996 (Arizona Cardinals); 1997-2003 (NY Giants-head coach); 2004-06 (Baltimore Ravens)

2005 FRANCHISE RECORDS – WRs DERRICK MASON AND MARK CLAYTON

Single-Season Receptions – Derrick Mason (86)

Most Receptions, Rookie Season – Mark Clayton (44)

Receiving Yards, Rookie Season – Mark Clayton (471)

Receiving Yards/Game, Rookie – Mark Clayton (105 at Den. 12/11)

Receptions/Game, Rookie – Mark Clayton (7 at Den. 12/11 and vs. Hou 12/4)



REX RYAN DEFENSIVE COORDINATOR

COLLEGE: SW OKLAHOMA STATE

YEARS WITH RAVENS: 8

YEARS IN NFL: 10

YEARS IN COACHING: 20

HS: STEVENSON (PRAIRIE VIEW, IL)

BORN: 12/13/62, ARDMORE, OK

Rex Ryan entered his 8th year with the Ravens in 2006, his 2nd as the defensive coordinator...*Ryan is the only remaining Ravens' assistant coach from the 2000 Super Bowl XXXV season's superb defense*...Rex had spent 6 seasons as the Ravens' highly-successful defensive line coach, and owns a distinctive NFL bloodline when it comes to coaching defenses...*The Ryan family is a who's who trifecta that has coached in 6 Super Bowls with 5 different NFL teams**...Rex's father is the legendary Buddy Ryan; his twin brother is Rob Ryan, the defensive coordinator for the Oakland Raiders.

OVERVIEW: Replaced Mike Nolan as the defensive coordinator in 2005 (Nolan went to the 49ers as head coach)...Under Rex Ryan's tutelage, the Ravens' defense has improved steadily since 1999, when Ryan joined the team, and Baltimore finished 2nd in the NFL in overall defense and 2nd against the rush...Baltimore's defense *did not permit a 100-yard rusher in 50-straight games*, including the playoffs (from Game 16 in '98 to Game 14 in '01)...On their way to Super Bowl XXXV, Rex coached an impressive veteran lineup: DEs Michael McCrary, Rob Burnett, and DTs Tony Siragusa and Sam Adams, who enjoyed their best years under Ryan...Launched pro career in 1994 with the Arizona Cardinals as the DL coach under his father, Buddy...Rex returned to college ranks before coming to the Baltimore Ravens.

1999-2005: (with Baltimore) 2005: The Ravens' defense again stood out, finishing 2nd in the AFC and 5th in the NFL and allowing just 284.7 yards per contest (*see box, next page*)...Seven-time Pro Bowler Ray Lewis (thigh surgery) missed 10 games after starting the 1st 6...Lewis was on pace for a 205-tackle season prior to his injury after posting 77 tackles, 1 sack, 1 INT, 3 PD and 1 FR...Pro Bowl S Ed Reed missed 6 games (ankle)...Against the rush, Baltimore ranked 6th in the AFC and 9th in the NFL...LB Bart Scott started the 1st 10 games of his career, finishing 2nd on the team with 119 tackles and 4 sacks...LB Tommy Polley led the Ravens with a career-high 134 tackles in his 1st season with the team...Despite being double and sometimes triple teamed, *"T-Sizzle" (Terrell Suggs) posted a career-high 82 tackles, finished 2nd on the team with 8 sacks and tied a career-high with 6 FFs... "A.D." (Adalius Thomas) set a new career high with 9 sacks and set a franchise record with 3 defensive returns for TDs...Adalius was voted team MVP by Baltimore media*...LB Peter Boulware remained the Ravens' sack king, reaching 70 for his career and hitting the 500-tackle milestone...LB Roderick Green played in 16 games, subbing on defense (posting 2 sacks), but finished 2nd in special teams tackles (17)...*Baltimore allowed the 4th-fewest 1st downs in the AFC (17.7 per game)*...Ravens defense allowed just 284.7 yards per contest, and the best effort came against the Jets (10/2), giving up only 152 yards on 48 attempts...Opponents' starting RBs were held to under 100 yards 12 times and under 65 yards 8 times...Ravens defense finished 3rd in the AFC in 3rd-down efficiency allowing opponents to convert on just 36.1% of their opportunities...*Baltimore allowed 4.56 yards per play, closing the year behind the Steelers (4.55), ranking 2nd in the AFC and 3rd in the NFL*...Against the pass, Baltimore ranked 4th in the AFC and 8th in the NFL...*The 5.63 yards allowed per pass play was tops in the AFC and 2nd in the NFL*...Missing from the lineup for a total of 11 games were starting safeties Reed (ankle), who, in 58 career games, posted franchise records of 22 INTs and 680 INT return yards and Will Demps (knee)...CB Chris McAlister led the team with 20 PD, missing 2 games (hamstring and shoulder)...CBs Samari Rolle finished 2nd on the team with 14 PD, while Deion Sanders tied for the team lead with 2 INTs...S Chad Williams recorded career highs with 47 tackles and 2.5 sacks. **2004:** Baltimore's defense allowed the 6th-fewest points in the NFL and ranked 6th in defense (total yards)...*Was 1st in the AFC and 2nd in the NFL with 3.6 yards allowed per rush*...Defensively, the Ravens scored 7 TDs (5 INTs and 2 FRs), including 1 by DE Jarret Johnson, who scored the 1st TD of his career vs. Miami (1/2/05)...Marques Douglas ranked 3rd on the team with 92 tackles, plus 5.5 sacks, 2 PD and 1 FF...Kelly Gregg (1.5 sacks, 2 PD, 1 FF, 1 FR) tied with Reed for 4th on the team with 89 tackles...*Suggs produced 10.5 sacks and earned his 1st Pro Bowl*...Anthony Weaver recorded 61 tackles, 4 sacks, 1 INT (1st of his career in Game 16), 5 PD and 1 FR...Ravens "D" was 1st in the AFC and 2nd in the NFL in opponent QB rating (68.0), and 1st in the NFL in the number of 3-and-outs (59 - NFL average was 43). **2003:** Ravens defense was among the NFL's best, *finishing 3rd (4th vs. rush and 6th vs. pass)*...Led the NFL in

REX RYAN

sacks (47) and tied for 1st in the AFC and 2nd in the NFL with 41 take-aways...Ravens ranked 1st in the AFC with 17 FR...Allowed the fewest yards per play (4.2) and the 4th-fewest passing yards (175.3 per game) in the NFL...Suggs had a Ravens' rookie-record 12 sacks as a 3rd-down DE and earned *NFL Defensive Rookie of the Year* honors...Gregg had the most tackles (104) in the NFL for a defensive lineman. **2002:** Defense held opponents to AFC-best 3.7 yards per carry...Linemen averaged 2 years of experience and 24 years of age...Then-rookie DE Tony Weaver proved to be a new fixture on the line (65 tackles, 3.5 sacks)...“A.D.” logged 68 tackles, 3 sacks, 1 FR and 2 INTs, including 1 for a TD...Despite being double-and-triple-teamed, sometime-DE Peter Boulware was voted to the Pro Bowl as LB (his 3rd) and produced a team-high 7 sacks. **2001:** *Finished 2nd in the NFL in defense, 4th against the run*...Defense finished in the NFL's top 4 in several important categories, including 1st in total yards allowed per play (4.4), 2nd in total yards allowed per game (277.9), and 3rd in rushing average allowed per play (3.4)...Was 4th in the NFL in fewest points allowed with 265...*Record-setting defense did not permit a 100-yard rusher in 50 straight games*, including the playoffs. **2000:** *Finished 1st against the run, 2nd in the NFL in defense*...Set a 16-game NFL record by allowing only 970 yards rushing and 2.68 yards per rushing attempt...*Defense gave up the fewest points (165) in NFL history in a 16-game season*...Ravens won Super Bowl XXXV with an impressive lineup: DEs Michael McCrary, Rob Burnett, DTs Tony Siragusa and Sam Adams. **1999:** Joined Brian Billicek's staff...Ravens were *2nd in the NFL in overall defense, 2nd against the rush*.

1998: (with Oklahoma) Named defensive coordinator...Defense ranked 6th in the nation in total defense.

1996-97: (with U. of Cincinnati) Spent 2 seasons as defensive coordinator. **1997:** Team finished 8-4...Defense ranked 5th vs. the rush and 13th in overall defense in the nation...Held opponents to 930 rushing yards. **1996:** Team posted a 6-5 record.

1994-95: (with Arizona Cardinals) Spent 2 seasons coaching under his father, then-head coach Buddy Ryan. **1995:** In 2nd season, he coached the LBs. **1994:** Rex coached the DL...Cardinals ranked in the NFL's top 5 in every major defensive statistical category, including 3rd in overall defense.

1990-93: (with Morehead State) Named defensive coordinator.

1989: (with New Mexico Highlands) Assistant head coach and defensive coordinator.

1987-88: (with Eastern Kentucky) Launched collegiate coaching career as DE coach.

PERSONAL: Played at Southwestern Oklahoma State...Earned both a bachelor of science and master's degree (1988) in physical education from Eastern Kentucky...Attended Stevenson (Prairie View, IL) HS...Ryan is on the Maryland Special Olympics honorary board of directors...Participated in Maryland State Police's Polar Bear Plunge last January ('06)...Rex and wife Michelle have 2 sons: Payton (14) and Seth (12)...The Ryans live in Ellicott City, MD.

COACHING BACKGROUND: 1987-88 (Eastern Kentucky); 1989 (New Mexico Highlands); 1990-93 (Morehead State); 1994-95 (Arizona Cardinals); 1996-97 (University of Cincinnati); 1998 (Oklahoma); 1999-2006 (Baltimore Ravens)

**Ryan Family's 6 Super Bowls: Buddy: 1968 (NY Jets), 1976 (Vikings), 1985 (Bears); Rex: 2000 (Ravens); Rob: 2001, 2003 (Patriots)*

KEY 2005 NOTES ON THE RAVENS' DEFENSE

Baltimore ended the year ranked No. 2 in the AFC and No. 5 in the NFL in total defense, allowing just 284.7 yards per contest. The Ravens' best defensive effort came against the Jets (10/2), giving up only 152 yards on 48 attempts. The Ravens' defense allowed 4.56 yards per play, closing the season behind the Steelers (4.55 yards) and ranked No. 2 in the AFC and No. 3 in the NFL in yards allowed per play. They also finished as the 6th-ranked rushing defense in the AFC, allowing 99.4 yards per game. Twelve times in '05, the defense prevented the opposing team's starting RB from reaching the 100-yard mark. On 8 occasions, the starting RB was held under 65 yards. Baltimore's pass defense was stout, allowing just 185.3 yards per game, good for No. 4 in the AFC and No. 8 in the NFL. Baltimore finished as the AFC's top-ranked defense and No. 2 in the NFL in yards per pass play (5.63). The "D" also allowed the 4th-fewest 1st downs in the AFC (17.7 per game) and finished 3rd in the AFC in 3rd-down efficiency, allowing opponents to convert on just 36.1% of their opportunities. The Ravens were No. 2 in the AFC (tied with Oakland) and No. 9 in the NFL in opponents' 4th-down efficiency, allowing a 36.3% conversion rate.



FRANK GANSZ, JR.
SPECIAL TEAMS COORDINATOR

COLLEGE: THE CITADEL

YEARS WITH RAVENS: 1

YEARS IN NFL: 8

YEARS IN COACHING: 19

HS: MMA (HARLINGEN, TX)

BORN: 8/8/62, GREENVILLE, SC

Franks Gansz Jr. joined the Ravens in 2006 as Baltimore's special teams coordinator after 5 very successful years in the same position with the Kansas City Chiefs...Gansz brings 19 years of coaching experience to the Ravens.

OVERVIEW: Gansz's special teams units in Kansas City had a knack for scoring...In 2005, return specialist WR Dante Hall scored a TD on a kickoff, the 4th-straight year he had accomplished that feat...Hall, who was named to the Pro Bowl in 2002 and 2003 as a kick returner, *led the NFL in most KORs for TDs (10) over the last 4 years* (6 KORs, 4 PRs, 2002-05)...In addition to Hall, Gansz also coached former KC Pro Bowl special teamers Kendall Gammon (long snapper, 2004) and LB Gary Stills (special teamer, 2003), who signed with the Ravens prior to the 2006 season...The Gansz-led units also excelled in blocking punts and kicks, tallying 4 blocked punts from 2001-02...They batted away 3 FGs in 2 seasons (2002-03)...Frank has seen his special teams excel in each of his coaching stints, both in college and the pros.

2001-05: (with Kansas City) 2005: The Chiefs' ST units ranked 4th in the NFL in average drive start (30.7) and 8th in the league with 1,591 KOR yards...K Lawrence Tynes converted 2 50-yard FGs for the 2nd time in 2 years...Return specialist Dante Hall scored a TD on a kickoff for the 4th-straight year and led NFL players with 10 combined KORs for TDs over the last 4 years (6 KORs and 4 PRs). **2004:** Hall scored 2 KOR-TDs for the 2nd-straight year and Tynes made 2 50-yard FGs in his 1st NFL season...KC also set single-season franchise records in KORs (75) and KOR yards (1,820)...LS Kendall Gammon made the Pro Bowl. **2003:** Gansz's units excelled, *leading the NFL with 4 special teams TDs*, as Hall scored 2 KORs and 2 PRs for TDs, en route to his *2nd-straight Pro Bowl appearance*...Hall became the 1st player in NFL history to record a KOR-TD in 4 straight games...His KOR-TD in the divisional playoff game vs. Indianapolis gave him 5 overall returns on the season...Hall also broke a single-season franchise record with 2,446 combined net yards...KC led the league in both punt return avg. (16.4) and kick return avg. (25.4), the 1st team to do so since Washington in 1995...The 16.4 punt return avg. broke a 43-year-old team record...The units blocked 2 FGs, both coming in the same game at San Diego (11/20/03)...Current Ravens LB Gary Stills earned a special teams spot on the Pro Bowl squad. **2002:** Hall made his *1st Pro Bowl* appearance after 3 special teams returns (2 PRs and 1 KOR)...KC's special teams also blocked a FG. **2001:** Gansz joined the Chiefs as special teams coach...The team blocked 2 punts and partially blocked another.

1998-99: (with Oakland) In his 1st years in the NFL, Gansz tutored ST standouts WR Desmond Howard, DB Darrien Gordon and LB Napoleon Kaufman in 2 seasons as the Raiders' ST coach...Coached in the 1999 Senior Bowl.

1993-97: (with U. of Houston) Spent 5 years as the TEs and ST coach...The Cougars established a single-season school record in 1996 for highest KOR average...Houston's 87-yard punt return vs. SMU set another school record en route to the Conference-USA championship and a trip to the Liberty Bowl vs. Syracuse.

1992: (with NY/NJ Knights) Spent 1 year in the World League (now NFL Europe) coaching ST for the Knights, which led the league with 4 ST scores...Gansz's ST units led the league in punt returns, KORs and kickoff coverage.

1990-91: (with Army) Tight ends/special teams coach at West Point.

1988-89: (with U. of Pittsburgh) 1988: Worked with Pitt's O-line and ST units. **1989:** Worked with Panthers DBs and ST.

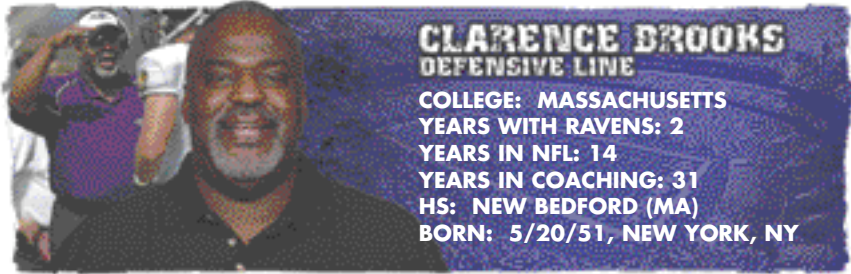
1987: (with U. of Kansas) Launched coaching career as a GA working with Jayhawks WRs.

PERSONAL: Was a 4-year DB for The Citadel, before graduating with a bachelor of arts in history (1985)...Gansz's father, Frank Sr., who coached 24 years in the NFL, including 2 as Kansas City's head coach (1987-88), retired at the end of the 2001 season after 24 years coaching in the NFL...The

FRANK GANSZ, JR.

younger Gansz faced his father only once, when the Chiefs defeated the Jaguars 30-26 on 12/30/01 in Jacksonville...Gansz Sr. was named the NFL Special Teams Coach of the Year twice (1989, 1999)...Gansz attended the Marine Military Academy (Harlingen, TX).

COACHING BACKGROUND: 1987 (Kansas); 1988-89 (Pittsburgh); 1990-91 (Army); 1992 (NY/NJ Knights WL); 1993-97 (Houston); 1998-99 (Oakland Raiders); 2001-05 (Kansas City Chiefs); 2006 (Baltimore Ravens)



Clarence Brooks has 3 decades of coaching experience on both the NFL and collegiate levels, including a combined 12 years with Miami, Cleveland and Chicago as the defensive line coach...“C.B.” entered his 2nd year with the Ravens as DL coach in 2006...*Once again, the Ravens’ defense excelled in 2005, finishing 2nd overall in the AFC and 5th in the NFL...The 4.56 yards allowed per play was 3rd in the NFL...*Twelve times last season, the defense prevented the opposing team’s starting running back from reaching the 100-yard mark...*On 8 occasions, the starting RB was held under 65 yards.*

OVERVIEW: Succeeded as Ravens’ DL coach following Rex Ryan’s appointment to defensive coordinator...*Under Brooks as Miami’s DL coach, the Dolphins’ defense recorded at least 44 sacks 3 times and averaged nearly 3 sacks a game over a 4-year span...*The Dolphins finished in the top 5 in run defense 2 years straight (2002-03) and allowed an average of only 90.8 yards per game in 2003...With the University of Arizona, Brooks had a hand in “Desert Swarm” – the Wildcats’ defense (1990-91).

2005: (with Baltimore) 2005: The Ravens’ defense stood out, finishing 2nd in the AFC and 5th in the NFL...*Baltimore allowed the 4th-fewest 1st downs in the AFC (17.7 per game)*..Baltimore’s pass defense was stout, allowing just 185.3 yards per game, good for No. 4 in the AFC and No. 8 in the NFL...Baltimore finished as the AFC’s top-ranked defense and No. 2 in the NFL in yards per pass play (5.63)...The 5.63 yards allowed per pass play was tops in the AFC and 2nd in the NFL...Ravens defense allowed just 284.7 yards per contest, and the best effort came against the Jets (10/2), giving up only 152 yards on 48 attempts...*Opponents starting RBs were held to under 100 yards 12 times and under 65 yards 8 times...*Ravens defense finished 3rd in the AFC in 3rd-down efficiency allowing opponents to convert on just 36.1% of their opportunities...*Baltimore allowed 4.56 yards per play, closing the year behind the Steelers (4.55), ranking 2nd in the AFC and 3rd in the NFL.*

2000-04: (with Miami) 2004: Dolphins recorded 36 sacks, including 28 by the DL...DE Jason Taylor led team with 9.5 sacks and earned his 3rd Pro Bowl selection...With the DL pressure up front, the Dolphins ranked 2nd in the NFL’s passing yards per game (162 yards) and tied for 2nd in the NFL in points allowed per game...Miami also executed the 2nd-most 3-and-out series (58) in the league. **2003:** DE Adewale Ogunleye led the AFC with 15 sacks and combined with Taylor’s 13 (2nd in the AFC), Miami had the top sack tandem in the NFL...Ogunleye was named as a starter for the Pro Bowl, the 4th different Dolphins lineman to earn this honor under Brooks...The defense allowed a run average of only 90.8 yards per game. **2002: Miami was 2nd in the AFC and tied for 4th in the NFL with 47 sacks, the 3rd-highest total in club history...**DLs accounted for 41.5 of the total, including 18.5 by Taylor and 9.5 by Ogunleye, making them the most productive sack tandem in the NFL...Taylor’s total led the league and tied a franchise single-season record...He was named a starter to the AFC Pro Bowl squad...The Dolphins tied for 5th in the NFL in run defense (97.1 yards per game), due in large part to the tackle tandem of Tim Bowers and Larry Chester. **2000:** DEs Trace Armstrong and Taylor combined for 31 sacks, ranking them as the most productive sack tandem in Dolphins history and the top duo in the NFL...Armstrong’s 16.5 sacks led the AFC and were tied for

CLARENCE BROOKS

2nd in the NFL, while Taylor's total of 14.5 was 2nd in the conference and 5th in the league. Both were named as starters to the AFC Pro Bowl squad, the 1st time that teammates have been chosen to start at DE in the Pro Bowl since the 1992 season (1993 Pro Bowl) when Philadelphia's DEs Reggie White and Clyde Simmons were picked.

1999: (with Cleveland) Defensive line coach.

1993-98: (with Chicago) The team averaged 34.2 sacks per year. **1995:** Ranked 5th against the pass in rushing yards (90.1 per game). **1993:** Ranked 4th in the NFL in total yards allowed (290.8 yards per game) and 3rd in passing yards (176.1 per game). **1994:** Ranked 5th in the league in passing yards.


1990-92: (with University of Arizona) DL coach, where he worked with former Ravens DBs coach Johnnie Lynn, and was instrumental in their "Desert Swarm" defense (1990-91).

1981-89: (with Syracuse) Tutored OLBs for the 1st 6 years...Named DL coach for final 3 seasons...During the summer of 1989, Brooks worked in the Dallas Cowboys' training camp as part of the team's minority coaching fellowship program.

1976-80: (with Massachusetts) 1st full-time coaching post came in 1976, overseeing the DEs.

PERSONAL: Was an offensive guard at the University of Massachusetts from 1970-72 and the team captain in his final season...Earned All-Conference and All-East honors on the offensive line...Has a bachelor's degree in sociology...Clarence and his wife, Justa, have a son, Jason, and a daughter, Adrienne...The family lives in Owings Mills, MD.

COACHING BACKGROUND: 1976-80 (Massachusetts); 1981-89 (Syracuse); 1990-92 (University of Arizona); 1993-98 (Chicago Bears); 1999 (Cleveland Browns); 2000-04 (Miami Dolphins); 2005-06 (Baltimore Ravens)



MARK CARRIER
SECONDARY
COLLEGE: USC
YEARS WITH RAVENS: 1
YEARS IN NFL: 12 (11 as a player)
YEARS IN COACHING: 4
HS: LONG BEACH (CA) POLY
BORN: 4/28/68, LAKE CHARLES, LA

Mark Carrier, who joined the Ravens in 2006, coaches the team's secondary along with Dennis Thurman...Carrier, who was a *3-time Pro Bowl safety and 1990 NFL Defensive Rookie of the Year for the Chicago Bears*, is in his 1st year coaching in the NFL after 2 years as Arizona State's CBs coach.

OVERVIEW: The 11-year NFL veteran coached the Arizona State CBs for 2 years (2004-05)...One of Carrier's Sun Devils, DB Chris McKenzie, is in his 2nd year with the Houston Texans...Carrier retired from the NFL after the 2000 season and pursued a career in communications...He was a sports commentator with various radio outlets, including the USC Football Radio Network...Carrier spent 11 seasons as a S in the NFL, his 1st 7 with the Chicago Bears, next 3 with Detroit and final season with the Washington Redskins...Carrier, who earned 3 Pro Bowl berths while in Chicago (1990-91, 1993), was the *NFL Defensive Rookie of the Year (1990)* after leading the NFL with 10 INTs.

2004-05: (with Arizona State) Coached the Sun Devils' CBs, including current Texans DB Chris McKenzie (2004), who is in his 2nd year with Houston after signing as a rookie free agent in 2005...ASU won back-to-back bowl games for the 1st time in nearly 20 years: 2005: 45-40 win over Rutgers in the Insight Bowl and 2004: 27-23 win over Purdue in the Sun Bowl.

2003: (with Brophy College Preparatory) Started his coaching career as the Jesuit Catholic school's secondary coach in Phoenix, AZ.

2001-02: After retiring from the NFL, Carrier pursued a career in communications, hosting a daily sports talk show for ESPN Radio 860 in Phoenix...He also was a co-host of the pre- and post-game shows for the USC Football Radio Network.

MARK CARRIER

NFL PLAYER: Carrier spent 11 seasons as a safety in the NFL, his 1st 7 with the Chicago Bears (1990-96), next 3 with Detroit (1997-99) and final season with the Washington Redskins (2000), tallying 32 INTs...Carrier, who earned a Pro Bowl nod 3 times while in Chicago (1990-91, 1993), was the *NFL Defensive Rookie of the Year (1990)* after *leading the NFL with 10 INTs*.

2000: (with Washington) Signed with the Redskins in his final year in the NFL...Was 3rd on the team with 102 tackles...Retired from the NFL after the season.

1997-99: (with Detroit) Tallied 2 100-tackle seasons as the starting FS for the Detroit Lions...Was a co-host on Sunday night sports telecasts for Detroit's WKBD-TV while playing for the Lions. **1999:** Was a Pro Bowl alternate...Named the Lions' Joe Schmidt Leadership Award winner for the 2nd-straight season. **1998:** Was Lions defensive co-captain and named team's Joe Schmidt Leadership Award winner...Honored as the NFL's top FS by *Sports Illustrated*. **1997:** Voted by his teammates as a defensive captain and made all the defensive calls in the secondary...Signed as a free agent.

1990-96: (with Chicago) As a Bear, Carrier was a football analyst for WGN TV and radio programming. **1996:** Carrier played in 108 straight games to start his NFL career, before missing his 1st game with an ankle injury...Ravens D-line coach Clarence Brooks was the DL coach in Chicago during Carrier's final 3 seasons. **1994-95:** Contributed 2 100-tackle seasons for Chicago. **1993:** Carrier was honored with his *3rd Pro Bowl selection*. **1991:** Earned his *2nd trip to the NFL Pro Bowl*. **1990:** *Was selected as the 6th overall pick by the Bears in the NFL Draft*...Led the NFL with 10 INTs, the highest single-season mark in the '90s...Carrier's exceptional rookie season led to his *1st Pro Bowl selection* and the *NFL Defensive Rookie of the Year award*...Posted a *career-high 122 tackles* and a *career-high 20 PD*...Also forced 5 fumbles.

PERSONAL: Was a high school All-American at Long Beach Poly (CA) HS...Was a stellar safety at the University of Southern California...In his 1st season at USC, Carrier was a backup safety to Ravens secondary coach Dennis Thurman's brother, "Junior" Thurman...Also while at USC, Carrier was a classmate of Ravens WRs coach Mike Johnson's wife, Louan...Entered the NFL Draft as a junior after being honored as USC's 1st Jim Thorpe Award winner, presented to the nation's best DB...Was a 2-time 1st-team All-American...Has a bachelor's degree in communications...Established MacKids Foundation in honor of his son, Mac...The foundation raises money for a number of causes, such as earthquake relief and Red Cross-related events...Mark and his wife, Andrea, have a son, Mac (10), and a daughter, Lexi (8).

NFL PLAYER EXPERIENCE: 1990-96 (Chicago Bears); 1997-99 (Detroit Lions); 2000 (Washington Redskins)

COACHING BACKGROUND: 2003 (Brophy Prep); 2004-05 (Arizona State); 2006 (Baltimore Ravens)

BALTIMORE RAVENS TRAINING FACILITY



The Baltimore Ravens moved into their new 200,000-square-foot training facility in mid-Oct. of 2004. The field house is 90,000 square feet and includes a strength-training area and a full-size indoor practice field. The new headquarters, outdoor practice fields and field house sits on 32 acres. Almost all of the physical construction on the project was provided by Baltimore area companies and workers. The facilities include a full-service kitchen, cafeteria, player-support functions, basketball and racquetball courts, and TV studio, plus state-of-the-art requirements for NFL training. Approximately 200 Ravens work at the Owings Mills headquarters.



JOHN FASSEL ASSISTANT SPECIAL TEAMS

COLLEGE: WEBER STATE
YEARS WITH RAVENS: 2
YEARS IN NFL: 2
YEARS IN COACHING: 7
HS: MILFORD (CT) ACADEMY
BORN: 1/10/74, ANAHEIM, CA

John Fassel (pronounced FAH-sill) entered his 2nd year as a Ravens' coach, *switching from an offensive assistant role to special teams*...Fassel is responsible for film breakdown and special projects, in addition to his new duties as special teams assistant. "I welcome the opportunity to become even more diversified at the professional level," says Fassel. "I'm looking forward to working with Frank (Gansz, Jr., the special teams coordinator)."

OVERVIEW: Joined the Baltimore coaching staff as an offensive coaching assistant, but switched to special teams in 2006...Was the strength and WRs coach for the Amsterdam Admirals of the World League in the Spring of 2000...*Fassel signed with the Indianapolis Colts as a rookie free agent in 1999 at WR*...Was released by the Colts in the final cut of the 1999 preseason.

2005: (with Baltimore) 2005: John worked with the offensive staff, breaking down film and serving as special projects coordinator for the offense...Worked closely with his father, Jim Fassel, who was named offensive coordinator, after signing on with the Ravens as a senior consultant/offense in 2004.

2002-04: (with New Mexico Highlands) 2004: As a head coach, he broke the school's 25-game losing streak in the 4th game and posted 2 more victories...Also served a brief stint as the school's interim Athletic Director. **2003:** Named head coach for New Mexico Highlands Cowboys in February. **2002:** Served as QB and WR coach and assistant athletic director.

2000: (Amsterdam Admirals) Was the strength and WRs coach (World League).

1999, 2001: (with Bucknell) 2001: Named WRs coach...Also recruited for the Bison in South Florida. **1999:** Assisted the coaching staff with all aspects of the program, specifically with WRs.

COLLEGE: Graduate (1999) of Weber State with a degree in exercise science...Fassel was a 4-year letter winner for the Wildcats, playing both QB and WR...A standout WR at Weber State...Voted team captain in 1998...Played in the Blue-Gray game (1999)...Earned a master's degree in athletic administration at Idaho State University, where he was a graduate assistant and taught sports science (fall of 2000 to spring of 2001).

PERSONAL: Attended Milford Academy (CT), and spent 1993 serving as a community relations assistant for the Denver Broncos after sustaining a season-ending injury...Was the director of Fellowship of Christian Athletes at New Mexico Highlands...A triathlete who competed in the Ironman Coeur D'Alene (ID) Triathlon last June, where he swam 2.4 miles, biked 112 miles and ran a marathon (26.2 miles)...Takes pride in the fact that he is former champion of the "Fassel Open" (family golf tournament)...John resides in Owings Mills.

COACHING BACKGROUND: 1999, 2001 (Bucknell); 2000 (Amsterdam Admirals); 2002-04 (New Mexico Highlands-head coach in '04); 2005-06 (Baltimore Ravens)

2006 MILESTONES WITHIN REACH

RB Mike Anderson: Anderson currently boasts 3,822 career rushing yards, and is 178 yards away from reaching the 4,000-yard mark. With 460 total yards, he will reach the 5,000-combined yards milestone...**QB Kyle Boller:** Boller needs 52 pass completions and 39 pass attempts to become the Ravens' all-time leader in both categories, surpassing Vinny Testaverde. Additionally, with 1,531 passing yards, Boller will overtake Testaverde (7,148 yards) at the franchise's No. 1 all-time spot...**TE Todd Heap:** With 31 yards gained, Heap will move into 3rd on the Ravens' all-time combined yardage chart. Heap currently has 2,952 total yards and is 4th behind Travis Taylor (2,982)...**RB Jamal Lewis:** Lewis needs only 83 yards to become the Ravens' all-time combined yardage leader. Currently, he stands in 2nd with 7,919 yards behind Jermaine Lewis (8,001)...Jamal Lewis is also just 318 rushing yards shy of achieving the 7,000-yard standard for his career...**WR Derrick Mason:** Mason is 331 yards shy of reaching the 8,000 plateau for career receiving yards. With 61 catches, he will also have earned 600 career receptions...**RS BJ Sams:** Sams can become the Ravens' all-time leader in kickoff return yards if he nets 905 yards. With 37 more kickoff return attempts, he will become the franchise's all-time leader in that category, as well...**K Matt Stover:** Currently tied at No. 8 (with Eddie Murray) on the NFL's all-time scoring list with 1,594 points, Stover can take over sole possession of the spot with 1 point. If he notches 41 points, Stover could move into 7th, and then on to 6th with 106 points.



JEDD FISCH
ASSISTANT WIDE RECEIVERS/QUARTERBACKS

COLLEGE: FLORIDA
YEARS WITH RAVENS: 3
YEARS IN NFL: 6
YEARS IN COACHING: 9
HS: HANOVER PARK (E. HANOVER, NJ)
BORN: 5/5/76, LIVINGSTON, NJ

Jedd Fisch (pronounced Fish) entered his 3rd season as a Raven, having had his duties expanded to assistant wide receivers/quarterbacks coach last season...Jedd will assist Mike Johnson (most recently with the Atlanta Falcons) with the WRs and Rick Neuheisel with the QBs, including various aspects of the offensive game preparation.

OVERVIEW: Promoted in 2005 to an assistant, WRs/QBs...Fisch joined the Ravens in 2004 as an offensive assistant...A 9-year coaching veteran in the college and professional ranks...Spent 3 years as the defensive quality control coach for the Houston Texans...Launched career as a WR coach...Coached WRs with the New Jersey Red Dogs of the AFL...Spent 2 years assisting Steve Spurrier (former head coach of the Washington Redskins) at the University of Florida.

2004-05: (with Baltimore) 2005: *Rookie WR Mark Clayton earned the top 3 rookie receiving-yard days and 4 of the 6 best reception performances in Ravens rookie history...QB Kyle Boller's home record also improved to 13-4 (a winning percentage of .765).* **2004:** Assisted David Shaw in coaching wide receivers in addition to breaking down video, opponents and developing scouting reports for game preparation.

2001-2003: (with Houston) 2003: Following surgery for an aortic aneurysm at age 26, Fisch held off the field duties and served as the Texans' defensive quality control coach...Assisted coaching the club's LBs, as well as maintaining responsibility for all opponent film breakdown and game analysis. **2002:** Served as defensive quality control coach and assistant LBs coach. **2001:** Joined the Texans as Dom Capers' 3rd hire behind Chris Palmer (OC) and Dan Riley (head strength and conditioning coach)...Spent that year working with both O/D by assisting in all administrative duties that go along with building an expansion franchise.

1999-2000: (with U. of Florida) Served as a graduate assistant at the University of Florida's College of Health and Human Performance while receiving a master's degree in sports management...Assisted head coach Steve Spurrier and the Gators' coaching staff, as well as the director of football operations during the time they compiled a 19-7 record...Advanced to 2 New Year's Day Bowl Games (Florida Citrus and Sugar, respectively) and won a Southeastern Conference Title.

1998: (with NJ Red Dogs) Coached WRs...Responsible for quality control duties for O/D...Posted a 7-7 record during that time.

PERSONAL: Fisch returned to the field in 2004, after 1 year of off-field duties while recovering from an aortic aneurism surgical procedure in April of 2003...Graduated from the University of Florida with a bachelor's degree in criminology and law and a master's degree in sports management...During his undergraduate years, Fisch served as an assistant coach and defensive coordinator at P.K. Yonge (Gainesville, FL) HS (1997-98)...Jedd and wife, Amber, and her daughter, Zaylee, live in Baltimore.

COACHING BACKGROUND: 1998 (New Jersey Red Dogs); 1999-2000 (University of Florida); 2001-2003 (Houston Texans); 2004-06 (Baltimore Ravens)

2005 TREMENDOUS TANDUM

TE Todd Heap and WR Derrick Mason caught 75 and 86 balls last season, respectively, making this the 1st season in Ravens history in which 2 players have each totaled at least 75 catches. The 161 total catches passed the 147 compiled by Shannon Sharpe (73) and Qadry Ismail (74) in 2001. Heap and Mason's mark set the record for most combined receptions by a Ravens' duo in team history. The 161 catches also led all NFL WR-TE combinations in 2005.



JEFF FITZGERALD LINEBACKERS

COLLEGE: CAL STATE-NORTHRIDGE

YEARS WITH RAVENS: 3

YEARS IN NFL: 13

YEARS IN COACHING: 24

HS: JOHN BURROUGHS (BURBANK, CA)

BORN: 4/18/60, BURBANK, CA

Jeff FitzGerald entered his 2nd year as the linebackers coach in 2006...The 24-year coaching veteran brings his expertise and high energy to the Ravens' elite LB position, overseeing the entire group, including Pro Bowlers Ray Lewis, Terrell Suggs and Adalius Thomas...*In addition to Suggs and Thomas' stellar 2005 performances, LBs Bart Scott and Tommy Polley demonstrated exemplary pursuit and savvy on the inside last season.*

OVERVIEW: Named linebackers coach in 2005...Reunited in 2004 with Ravens former defensive coordinator Mike Nolan (now with the 49ers), whom he coached with at the Washington Redskins, and former player personnel director Phil Savage (now GM with the Browns), who was a graduate assistant with FitzGerald at Alabama in the late 1980s...Spent the previous 4 seasons with the Arizona Cardinals...Served as LB coach...Has 13 years of NFL coaching experience and vast skills in computer and video operations.

2004-2005: (with Baltimore) 2005: Seven-time Pro Bowler Ray Lewis (high surgery) missed 10 games after starting the 1st 6...Lewis was on pace for a 205-tackle season prior to his injury after posting 77 tackles, 1 sack, 1 INT, 3 PD and 1 FR...Scott started the 1st 10 games of his career, finishing 2nd on the team with 119 tackles and 4 sacks...Polley led the Ravens with a career-high 134 tackles in his 1st season with the team...Despite being double-and sometimes triple-teamed, "*Sizzle*" (**LB Terrell Suggs**) *posted a career-high 86 tackles, finished 2nd on the team with 8 sacks and tied a career-high with 6 FFs... "A.D."* (**Adalius Thomas**) *set a new career high with 9 sacks and set a franchise record with 3 defensive returns for TDs...Adalius was voted team MVP by Baltimore media...* Peter Boulware remained the Ravens' sack king, reaching 70 for his career and hitting the 500-tackle milestone...Roderick Green played in 16 games, subbing on defense (posting 2 sacks), but finishing 2nd in special teams tackles (17). **2004:** Named OLB coach and tutored Terrell Suggs and Adalius Thomas...*Suggs was named to his 1st-career Pro Bowl* after leading the team with 10.5 sacks (tied for 3rd in AFC and 11th in NFL)...Suggs added 72 tackles...Thomas also thrived under FitzGerald, *posting a career-high 80 tackles, and finishing 2nd on the team with a career-high 8 sacks...* Thomas also had 5 PD and led the team with 4 FFs.

2000-2003: (with Arizona) 2001-03: Served as LB coach. **2000:** Joined Cardinals as quality control coach and was responsible for computer and video operations.

1998-1999: (with Washington) 1999: Served as LB coach and defensive assistant under then-Redskin defensive coordinator Mike Nolan. **1998:** Defensive and special teams assistant...Managed the team's defensive game analysis services and served as a special teams assistant.

1994-1997: (with San Diego State) Served as LB coach...Oversaw the computer and video operations for the team.

1990-1993: (with Tampa Bay) Began NFL career with the Buccaneers...Spent 4 years working with the DBs, special teams and administrating defensive computer operations, plus evaluation of video.

1986-89: (with Alabama) Spent 4 seasons with the Crimson Tide, where he met graduate assistant Phil Savage...Served as ILB coach while completing his master's degree.

1985: (with U. of Cincinnati) Was a graduate assistant (DL) at the University of Cincinnati...Developed the Cincinnati *Offseason Strength and Conditioning Program Guide Book*.

1981-84: (with Burroughs/Burbank HS) Coached high school football in his hometown of Burbank, CA, while completing his bachelor's degree at Cal State-Northridge.

PERSONAL: Graduate of Cal State-Northridge with a bachelor's degree in physical education and a master's degree in physical education from the University of Alabama...Originally attended Oregon State, where he played LB for the Beavers...Transferred after suffering a knee injury...Volunteered at weightlifting events at the 1984 Summer Olympic Games in Los Angeles...Has helped develop and coach the LB drills at the Indianapolis Combine for draft-eligible college players for the last 8 years...An auto racing and travel enthusiast, FitzGerald is a professionally-trained race car driver who

JEFF FITZGERALD

studied at the world-renowned Bondurant driving school in Phoenix, AZ...He spends his spare time training new drivers with the Richard Petty Driving Experience (RPDE)...“Fitz” has traveled around the world to many exotic places, including Korea, Hong Kong, Australia, New Zealand, Fiji, and extensively throughout Europe...His favorite trip was to Bali, Indonesia because it offered him a completely different perspective of life...Jeff is single and resides in Pikesville, MD.

COACHING BACKGROUND: 1981-82 (John Burroughs HS); 1983-84 (Burbank HS); 1985 (University of Cincinnati); 1986-89 (Alabama); 1990-93 (Tampa Bay Buccaneers); 1994-97 (San Diego State); 1998-99 (Washington Redskins); 2000-03 (Arizona Cardinals); 2004-06 (Baltimore Ravens)

ALL-TIME RAVENS COACHES

• Mark Asanovich	Assistant Strength and Conditioning	(2002)
• Maxie Baughan	Linebackers	(1996-98)
• Brian Billick	Head Coach	(1999-2006)
• Clarence Brooks	Defensive Line	(2006)
• Jacob Burney	Defensive Line	(1996-98)
• Mark Carrier	Secondary	(2006)
• Matt Cavanaugh	Offensive Coordinator	(1999-2004)
• Jim Colletto	Offensive Line	(1999-2004)
• Jack Del Rio	Linebackers	(1999-2001)
• Lester Erb	Quality Control/Offense	(1997-98)
• Jim Fassel	Offensive Coordinator	(2004-06)
• John Fassel	Special Teams Assistant	(2005-06)
• Chris Foerster	Offensive Line/Assistant Head Coach	(2005-06)
• Kirk Ferentz	Assistant Head Coach/Offense	(1996-98)
• Jedd Fisch	Assistant Quarterbacks/Wide Receivers	(2004-06)
• Jeff FitzGerald	Linebackers	(2004-06)
• Jeff Friday	Strength and Conditioning	(1999-2006)
• Wade Harman	Tight Ends/Assistant Offensive Line	(1999-2006)
• Frank Gansz, Jr.	Special Teams Coordinator	(2006)
• Donnie Henderson	Secondary	(1999-2003)
• Pat Hill	Tight Ends	(1996)
• Milt Jackson	Wide Receivers	(1999-2000)
• Mike Johnson	Wide Receivers	(2006)
• Al Lavan	Running Backs	(1996-98)
• Marvin Lewis	Defensive Coordinator	(1996-2001)
• Johnnie Lynn	Secondary	(2004-05)
• Eric Mangini	Quality Control/Offense	(1996)
• Richard Mann	Wide Receivers	(1997-98)
• Ted Marchibroda	Head Coach	(1996-98)
• Chip Morton	Assistant Strength and Conditioning	(1999-2001)
• Tony Nathan	Running Backs	(2006)
• Rick Neuheisel	Quarterbacks	(2005-06)
• Mike Nolan	Defensive Coordinator	(2001-04)
• Scott O'Brien	Special Teams	(1996-98)
• Mike Pettine	Outside Linebackers	(2002-06)
• Russ Purnell	Special Teams	(1999-2001)
• Alvin Reynolds	Defensive Backs	(1996-98)
• Paul Ricci	Assistant Strength and Conditioning	(2002-06)
• Greg Roman	Assistant Offensive Line	(2006)
• Rex Ryan	Defensive Coordinator	(1999-2006)
• Jim Schwartz	Quality Control/Defense	(1996-98)
• John Settle	Quality Control/Special Teams	(1996-97)
• Steve Shafer	Assistant Head Coach/Secondary	(1999-2001)
• David Shaw	Wide Receivers	(2002-05)
• Mike Sheppard	Wide Receivers	(1996)
• Mike Singletary	Inside Linebackers	(2003-04)
• Darrin Simmons	Quality Control/Special Teams	(1998)
• Jerry Simmons	Strength and Conditioning	(1996-98)
• Matt Simon	Running Backs	(1999-2005)
• Mike Smith	Linebackers	(1999-2002)
• Don Strock	Quarterbacks	(1996-98)
• Bennie Thompson	Assistant Special Teams	(2000-05)
• Dennis Thurman	Secondary	(2002-06)
• Ken Whisenhunt	Tight Ends	(1997-98)
• Phil Zacharias	Defensive Assistant	(2002-04)
• Gary Zauner	Special Teams Coordinator	(2002-05)

Current Coaching Team is in Purple - Listed is the coaches' most recent position with the Ravens



CHRIS FOERSTER

OFFENSIVE LINE ASSISTANT HEAD COACH

COLLEGE: COLORADO STATE UNIVERSITY

YEARS WITH RAVENS: 2

YEARS IN NFL: 14

YEARS IN COACHING: 24

HS: SABINO (TUCSON, AZ)

BORN: 10/12/61, MILWAUKEE, WI

Chris Foerster (pronounced FUR-stir) entered his 2nd season as the Baltimore Ravens' offensive line/assistant head coach in 2006...*An almost flawless Jonathan Ogden in 2005 made his 9th consecutive Pro Bowl appearance*...Joining Foerster in 2006 is Greg Roman, formerly with the Houston Texans, as the assistant offensive line coach.

OVERVIEW: Foerster has 24 years of coaching experience, including stints with the Minnesota Vikings (1993-95) and Stanford (1989-91), where he worked with Ravens head coach Brian Billick...*Prior to coming to Baltimore, the 3 NFL teams with which Foerster coached made the playoffs 8 times (4 times with the Bucs, 2 with the Colts and 2 with the Vikings), including 3 division titles and 2 appearances in conference championship games*...With Foerster as a coach, teams earned a combined 107-85 record.

2005: (with Baltimore) Baltimore ranked 12th overall in the AFC and 24th in the NFL in total offense...For the *9th consecutive season, T Jonathan Ogden made a Pro Bowl appearance*...Says Foerster: "(Another) of the positive aspects of 2005 was the emergence of T Tony Pashos and his development as a starter on the right side after the 6th game of the season."...A healthy C Mike Flynn and G Edwin Mulitalo played in all 16 games, starting 16 and 15, respectively...On the right side of the O-line, both G Keydrick Vincent (thigh) and T Orlando Brown (back) were hampered by nagging injuries and placed on IR in Dec...G Brian Rimpf made 7 starts in 15 games.

2004: (with Miami) As offensive coordinator, took over a unit that was decimated by injuries and the sudden departure of Pro Bowl RB Ricky Williams during training camp...Still produced 4,404 yards and 275 points...Over the 1st 10 games, Miami scored 140 points, averaging 14.0 points per game...After Jim Bates took over as interim head coach for the final 6 games, the points production jumped to 22.5 points per game (scored 135 points in 6 games).

2002-03: (with Indianapolis) TE's coach both seasons...Helped the Colts to 2 playoff appearances including the AFC Championship game (1/18/04 at New England). **2003:** Guided TE Marcus Pollard to 40 receptions for 541 yards (2nd-most in his career) and 3 TDs. **2002:** Pollard grabbed 43 (2nd-most in his career in 2002) receptions for 478 yards and 6 TDs (2nd-most in his career).

1996-2001: (with Tampa Bay) O-line coach...Bucs made 4 playoff appearances in 6 years, including an appearance in the NFC Championship game in 1999...In his 6-year tenure, the OL helped protect Bucs QBs, allowing them to pass for 16,159 yards, an average of 2,693.2 yards per season and 10,884 rushing yards (1,814 per season).

1993-95: (with Minnesota) Coached with OC Brian Billick, and helped Vikes to 2 playoff appearances. **1995:** TE's and OL coach...Minnesota gained 5,938 total yards...Team scored 412 points (2nd-most in Vikes history). **1993-94:** Vikings OL paved the way for 10,666 total yards (5,333 avg).

1992: (with University of Minnesota) Offensive line coach.

1988-91: (with Stanford) Assistant offensive line/special teams coach.

1983-87: (with Colorado State) **1984:** Named Rams offensive line coach. **1983:** Began coaching as a graduate assistant.

PERSONAL: A walk-on before earning a scholarship as a sophomore...Played center at CSU from 1979-82...During senior year, Rams set a school record for passing yards in a season...Named CSU's outstanding scholar-athlete as a junior...Prepped at Sabino (Tucson, AZ) HS...Played on All-Star team with Ravens QB coach Rick Neuheisel: Arizona All-Stars vs. Utah All-Stars...Born on Oct. 12, 1961, in Milwaukee, WI...Holds a degree in history...Chris and Michelle have 3 children: Kathleen (18), Jake (14) and Micah (6).

COACHING BACKGROUND: 1983-87 (Colorado State); 1988-91 (Stanford); 1992 (University of Minnesota); 1993-95 (Minnesota Vikings); 1996-2001 (Tampa Bay Buccaneers); 2002-03 (Indianapolis Colts); 2004 (Miami Dolphins); 2005-06 (Baltimore Ravens)



JEFF FRIDAY
STRENGTH AND CONDITIONING
COLLEGE: WISCONSIN MILWAUKEE
YEARS WITH RAVENS: 8
YEARS IN NFL: 11
YEARS IN COACHING: 17
HS: MARQUETTE U. (MILWAUKEE, WI)
BORN: 10/11/66, MILWAUKEE, WI

Jeff Friday entered his 8th season as the Ravens' strength and conditioning coach and 11th year in the NFL in 2006...A year-round mainstay in support of the Baltimore Ravens' football program, Friday, named the *Professional Strength and Conditioning Coach of the Year* in 2000, adds an invaluable contribution to the healthy development and status of the team...Says Friday: "We have all of the components to help the players reach their peak performance level!"

OVERVIEW: Jeff has a combined 17 years of coaching experience in college and the NFL and develops individualized programs along with his assistant Paul Ricci...Following the 2000 season, when the Ravens became World Champions, Friday was named as the *Professional Strength and Conditioning Coach of the Year* by a vote of his peers by the Professional Football Strength and Conditioning Coaches Society.

1999-2005: (with Baltimore) 2005: Friday continues to write a popular weekly column for the Ravens' website called Fitness Focus...The features take fans behind the scenes and instructs how to train like a professional from every aspect – from nutrition to speed development or flexibility...The Ravens ranked 2nd in the AFC both in total defense and yards allowed per play (4.56 - behind only the Steelers' 4.55) and 3rd in the NFL in that category...Always looking for ways to help players succeed, Friday uses the Bod Pod, a device that replaces the way body fat is measured...With the Bod Pod, the player is seated in the device, his vitals are programmed into a computer and in moments, the player's body fat is calibrated...From this information, nutrition and conditioning programs can be individualized for the specific player. **2004:** Introduced new elements to the offseason training program, including kick boxing and yoga and continued spin-cycling, a mainstay of the Baltimore football program since 1999. **2003:** NFL's No. 1 rushing team (166.8 yards per game)...Outscored opponents 150-65 in the 4th quarter...Scored 150 4th quarter points that led the NFL. **2002:** Coached and conditioned the Ravens' team with 19 rookies with an average age of 25.2 (youngest in NFL) to a 7-9 record. **2001:** Outscored opponents 109-55 in the 4th quarter...Seven (7) victories resulted from 4th-quarter comebacks. **2000:** NFL record for fewest points allowed in a 16-game schedule (165) and NFL record for fewest rushing yards allowed in a season...Team had a 12-0 record when leading after 3 quarters. **1999:** Ravens posted an 8-8 record, most wins in franchise history...Reunited with Brian Billick to oversee the Ravens' strength and conditioning program.

1996-98: (with Minnesota) During Friday's 3 seasons with the Vikings as an assistant strength and conditioning coach, the team made the playoffs each season. **1998:** Playoff team set NFL record for most points scored in a season (556).

1992-1995: (with Northwestern) Spent 4 years as assistant strength and conditioning coach with men's basketball coach Ricky Byrdsong...Worked primarily with the men's and women's basketball teams. **1995:** Helped to develop the football squad that won the Big 10 title.

1990-91: (with Illinois State) A 2-year assistant strength and conditioning coach.

PERSONAL: Earned his bachelor's degree in physical education from the University of Wisconsin-Milwaukee and master's degree in exercise science from Illinois State University...Friday's master's thesis was published in the *Journal of Strength and Conditioning Research* as *A Comparison of Muscle Activity Between a Free Weight and a Machine Bench Press*...Received *The President's Award from the Ricky Byrdsong* Foundation* (in 2002), an organization that battles the growing epidemic of hate and violence in our society by and against youth...Attended Marquette University (Milwaukee, WI) HS...Jeff, wife Jennifer, daughter Hailey (5), and son Aidan James (3), reside in Ellicott City, MD.

COACHING BACKGROUND: 1990-91 (Illinois State); 1992-95 (Northwestern); 1996-98 (Minnesota Vikings); 1999-2006 (Baltimore Ravens)

*In 1999, Byrdsong was walking 1 block from his home with 2 of his children when he became a victim of a hate crime and was killed by a young man. Byrdsong was only 43 years old.



WADE HARMAN
TIGHT ENDS, ASSISTANT OFFENSIVE LINE

COLLEGE: DRAKE UNIVERSITY
YEARS WITH RAVENS: 8
YEARS IN NFL: 10
YEARS IN COACHING: 20
HS: WAYNE COMMUNITY (CORYDON, IA)
BORN: 10/1/63, CORYDON, IA

Wade Harman entered his 8th year coaching Ravens TEs and the O-Line in 2006...*Two-time Pro Bowler Todd Heap had a productive 2005, becoming the franchise's all-time leading receiver (243-2,893-11.9 avg. and 20 TDs)...Heap ranked 2nd in the AFC in 3rd-down receptions, behind WR Derrick Mason's 30 and tied for 6th in the NFL with 26 receptions for 261 yards and 3 TDs on 3rd downs...* The tremendous tandem of Mason and Heap formed the hottest WR/TE combination in the NFL with 161 receptions in 2005, leading all duos of that category.

OVERVIEW: Harman has 20 years of coaching in both the NFL and collegiate ranks...Launched his pro career with the Vikings, where he was part of the prolific Dennis Green-Brian Billick offensive staff...He previously coached with Billick at Utah State...*Wade is the only remaining offensive coach from the Super Bowl XXXV run in 2000...Coached players the caliber of TEs Ben Coates and Shannon Sharpe.*

1999-2005: (with Baltimore) 2005: Voted 1st alternate to the Pro Bowl, *Heap was 3rd among active NFL TE leaders in catches and yards over the last 4 seasons* (2002-05, behind Tony Gonzalez and Jeremy Shockey)...Finished 3rd in the NFL among TEs with 75 receptions for 855 yards and 7 TDs (behind Antonio Gates and Gonzalez)...TE Daniel Wilcox (ankle) started 3 games and played in 13 before going on IR. **2004:** The Ravens struggled all season with injuries to key Pro Bowl-type players, especially on offense...Heap (ankle) missed 10 games and most of 2 others but still managed to lead Ravens TEs with 27 catches for 303 yards and 3 TDs...Jonathan Ogden (knee, hamstring) missed 4 games...Long-time starting C Mike Flynn missed the 1st 7 games of the season with a fractured clavicle, but did return to start 4 games at RG and 1 at C. **2003:** Heap led the team in receptions for the 2nd consecutive season (57-693)...*Made 2nd straight trip to Pro Bowl.* **2002:** Ravens were the only team in the NFL to have a TE (Heap) lead his team in receptions (68-836 yards)...Heap also tied for the team-lead with 6 TDs...Heap posted 2 2-TD games (vs. Jax. and Den.) and 2 go-ahead TDs (at Pit. and at Cin.)...His 6 points at Cin. were game-winners (27-23) with only minutes remaining...*Heap made his 1st trip to the Pro Bowl...*Rookie TE Terry Jones emerged, starting 6 of 14 games and catching 11 passes for 106 yards and 1 TD. **2001:** *Future Hall of Famer Shannon Sharpe became the NFL's all-time pass-catching TE (11/18 vs. Cle.), eclipsing Ozzie Newsome's NFL marks (662 catches for 7,980 yards)...Sharpe had posted 690 career receptions for 8,553 yards, both all-time NFL records for a TE and earned a spot at the Pro Bowl...* Sharpe caught a game-winning TD pass at Jax. (11/25) with 9 seconds remaining. **2000:** Ravens signed Sharpe, who led the team with 67 catches for 810 yards and 5 TDs, plus added huge plays in the post-season, catching 6 for 230 yards and 2 TDs. **1999:** Re-joined Billick as TEs coach/OL.

1997-98: (with Minnesota) Spent 2 seasons as a coaching assistant, helping tutor the O-line under OL coach Mike Tice...Assisted with playbook development, practice plans and schedules, game plans, opponents scouting reports and assisted the pro personnel department.

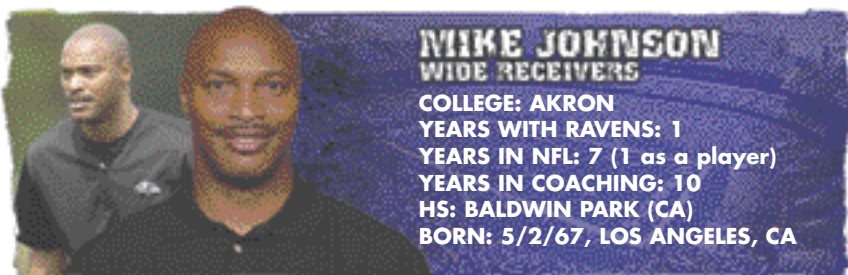
1996: (with Morningside College) Served as OC and OL coach in Sioux City, IA.

1992-95: (with U. of the Pacific) Coached a variety of offensive positions and monitored administrative affairs for the football program.

1987-91: (with Utah State) **1991:** Coached RBs. **1989-90:** TEs coach. **1987-88:** Entered the coaching ranks as a graduate assistant.

PERSONAL: A LB at Utah State after transferring from Drake...Wade holds a degree in computer science and a minor in mathematics from Drake...Earned a master's degree in health, physical education and recreation from Utah State in 1988...Grew up in a farm community...Father, John, is a retired veterinarian...Wade and his wife, Angie, have 2 daughters, Madison (11) and Rylee (9), and a son, Hunter (6)...The Harman family lives in Reisterstown, MD.

COACHING BACKGROUND: 1987-91 (Utah State); 1992-95 (University of the Pacific); 1996 (Morningside College); 1997-98 (Minnesota Vikings); 1999-2006 (Baltimore Ravens)



MIKE JOHNSON WIDE RECEIVERS

COLLEGE: AKRON
YEARS WITH RAVENS: 1
YEARS IN NFL: 7 (1 as a player)
YEARS IN COACHING: 10
HS: BALDWIN PARK (CA)
BORN: 5/2/67, LOS ANGELES, CA

Mike Johnson joined the Ravens in 2006 as the team's wide receivers coach after 4 years with the Atlanta Falcons...Johnson, who tutored Michael Vick as Atlanta's QBs coach for 3 years, leads a Ravens' WRs unit that broke team receiving records in 2005...WR Derrick Mason set a Ravens' franchise record with 86 receptions, TE Todd Heap added another 75, and WR Mark Clayton set a rookie single-season team record in catches (44) and yards (471).

OVERVIEW: Johnson spent 4 seasons with the Falcons, his 1st (2002) as WRs coach and last 3 as QBs coach...Vick, who is a 3-time Pro Bowler (2002, 2004, 2005), became the 1st NFL QB to throw for more than 250 yards and run for over 100 yards in a single game (at Den., 10/31/04)...In 2003, interim head coach Wade Phillips (who replaced Dan Reeves) asked Johnson to call the Falcons' offensive plays in the final 2 games of the season...Vick responded and compiled the 2 highest QB ratings of the season in those games (119.2 at TB, 12/20 and 93.0 vs. Jax., 12/28)...As Atlanta's WRs coach in 2002, Johnson guided a young receiving corps that included WR Brian Finneran, who had the best year of his career (56 rec. for 838 yards and 6 TDs)...Johnson spent 2 seasons coaching the San Diego Chargers' QBs, including Doug Flutie, who amassed career highs with 3,464 yards passing and 294 completions in 2001...Johnson started his coaching career at Oregon State, after brief playing stints in the NFL (Arizona Cardinals), World League (San Antonio Rough Riders) and CFL (British Columbia Lions and Shreveport Pirates).

2002-05: (with Atlanta) 2005: Under Johnson's guidance, Vick continued to improve, tallying 2,412 passing yards and 15 TDs and was 2nd on the NFL's top rushing team with 597 rushing yards and 6 rushing TDs. **2003-04:** Vick earned his 2nd Pro Bowl in 2004 and became the 1st NFL QB to throw for more than 250 yards and run for over 100 yards in a single game (at Den. 10/31/04). **2002:** As Atlanta's WRs coach, Johnson guided a young receiving corps that included WR Brian Finneran, who had the best year of his career (56 rec. for 838 yards and 6 TDs).

2000-01: (with San Diego) 2001: With Johnson as his coach, Chargers' QB Doug Flutie had a stellar season, tallying career highs in completions (294), attempts (521), and passing yards (3,464)...Flutie's passing yardage was the most by a SD QB since Dan Fouts' 3,638 yards in 1985...Flutie posted 4 300-yard games. **2000:** In his 1st year as an NFL coach, Johnson coached the Chargers' QBs.

1997-99: (with Oregon State) 1999: Was QBs coach. **1997-98:** Entered the coaching ranks as the Beavers' WRs coach.

1996: Was the offensive coordinator at his alma mater, Baldwin Park (CA) HS.

1994-95: (with Shreveport Pirates) Quarterbacked the CFL's Pirates for 2 years in his final pro playing days.

1992-93: (with British Columbia Lions) Was the Lions' QB for 2 seasons.

1991-92: (with San Antonio Riders) Played 2 years at QB for the World League's Riders.

1990: (with Arizona) Signed as a rookie free agent QB with the Arizona Cardinals...Spent training camp with the Cardinals but was released in the team's final cut.

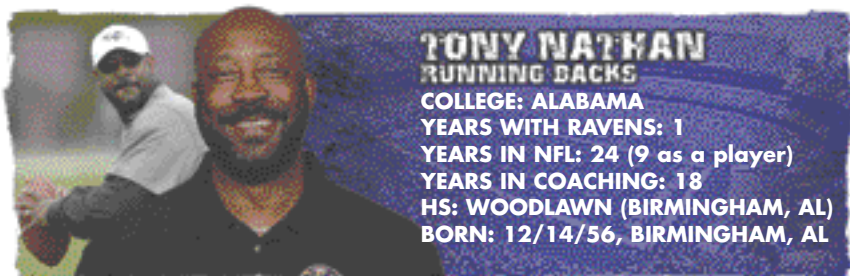
PERSONAL: Johnson was the backup QB at Arizona State University from 1985-86, but then transferred to Mesa Community College where he became a Junior College All-American in 1987...Johnson moved on to the University of Akron for 2 years (1988-89) and was named Akron's Athlete of the Year in 1990...Received his degree in communications...Earned 11 letters, including 3 each in football, basketball and baseball at Baldwin Park (CA) HS...Johnson was Baldwin Park's varsity basketball coach for the 1993-94 season...Mike is president of the First and Ten Foundation, which is a nationwide program dedicated to the development of high school student-athletes...He plans to hold his 4-day First-and-Ten camp in Baltimore next summer...Johnson's younger brother, Gary, played minor league baseball for both the Chicago Cubs and Florida Marlins

MIKE JOHNSON

organizations...Mike and wife, Louan, who was a track star at USC and college classmate of Ravens secondary coach Mark Carrier, are the parents of daughter Taylor (8) and son Michael, Jr. (6).

NFL/PRO PLAYER EXPERIENCE: 1990 (Arizona Cardinals); 1991-1992 (San Antonio Riders-World League); 1992-93 (British Columbia Lions-CFL); 1994-95 (Shreveport Pirates-CFL)

COACHING BACKGROUND: 1997-99 (Oregon State); 2000-01 (San Diego Chargers); 2002-05 (Atlanta Falcons); 2006 (Baltimore Ravens)



Tony Nathan joined the Ravens as the team's running backs coach in 2006, after 3 years coaching the RBs at Florida International University...Nathan, who was *honored as a Senior Bowl Hall of Famer in 2006*, is a former NFL RB (Miami) who has now coached for 18 years, including 14 with the Dolphins and Bucs.

OVERVIEW: An experienced NFL and collegiate coach, Nathan spent 3 years developing the Florida International University run game as its RBs coach...As the Tampa Bay Buccaneers' RBs coach (1996-2001), Nathan coached *Pro Bowlers RB Warrick Dunn and FB Mike Alstott* to pace the Bucs' rushing attack...Spent 8 years as a Miami Dolphins coach, after retiring from his 9-year playing career in Miami...Played alongside Ravens GM Ozzie Newsome for the 1978 University of Alabama National Championship team.

2003-2005: (with Florida International University) 2005: Coached a FIU rushing offense that gained over 1,500 gross rushing yards. **2004:** Under Nathan's guidance, FIU's RB Rashod Smith became the 1st running back in Golden Panthers history to rush for over 1,000 yards when he totaled 1,133 rushing yards on 230 carries and scored 12 TDs...**2003:** Hired by Don Strock as FIU's RBs coach.

1996-2001: (with Tampa Bay) Coached NFL Pro Bowlers RB Warrick Dunn and FB Mike Alstott as Tampa's RBs coach...Alstott made the Pro Bowl in each of Nathan's last 5 years as his coach. **2000:** The Alstott-Dunn tandem combined for nearly 1,600 rushing yards en route to **2 Pro Bowl selections**. **1999:** Alstott totaled a career-high 949 rushing yards. **1998:** Tampa Bay's rushing offense finished **4th in the NFL** (2,148 yards/134.3 ypg). **1997:** Alstott and Dunn both earned Pro Bowl berths...Dunn led the Bucs in both rushing and receiving yards in his rookie year. **1996:** Joined the Tampa Bay coaching staff.

1988-95: (with Miami) 1994-95: Rookie free agent RB Bernie Parmalee led Miami in rushing yards for 2 straight years (868 in '94 and 878 in '95)...RB Terry Kirby led Miami again in '95 with 66 receptions. **1993:** Coached Pro Bowl FB Keith Byars and Kirby (a rookie) who combined for an NFL backfield-best 136 receptions...Kirby led all Dolphins with 75 catches in 1993...Elevated to offensive backs coach prior to the season. **1988-92:** After retiring from a 9-year NFL career, Nathan was hired by Don Shula as a coaches' assistant.

NFL PLAYER: 1979-87: (with Miami) Played 9 solid seasons as a RB for the Miami Dolphins...Ranks high on a number of all-time team lists: 5th in rushing yardage (3,543), 6th in rushing attempts (732) and 5th in receptions (383). **1984:** Played in Super Bowl XIX vs. San Francisco and rushed 5 times for 18 yards. **1982:** Participated in 1 of the NFL's most amazing plays in 1 of its greatest games, a 41-38 OT playoff loss to San Diego...Nathan ran 25 yards for a TD following a lateral from WR Duriel Harris on the famous "hook and ladder" play (WR receives ball and pitches to RB who is running behind WR)...Suited up in Super Bowl XVII vs. Washington, rushing 7 times for 26 yards. **1981:** Nathan was named the Dolphins' MVP after leading the team with a *career-high 782 rushing yards...His 5.3 yards per carry average was tops in the NFL*. **1979:** Was originally drafted


TONY NATHAN

in the 3rd round (61st overall) by the Dolphins.

PERSONAL: Nathan won a NCAA national championship in 1978 at Alabama as its star RB alongside Ravens GM Ozzie Newsome, who played WR...Rushed for 1,997 yards on 310 carries and 29 TDs in his Crimson Tide career...His 127 yards rushing vs. Penn State in the Sugar Bowl helped clinch the title for Alabama...Was a 4-sport star (football, basketball, baseball and track) at Woodlawn (Birmingham, AL) HS...Tony and his wife, Johnnie, have 3 daughters: Nichole, Natalie and Nadia.

NFL PLAYER EXPERIENCE: 1979-87 (Miami Dolphins)

COACHING BACKGROUND: 1988-95 (Miami Dolphins); 1996-2001 (Tampa Bay Buccaneers); 2003-2005 (Florida International); 2006 (Baltimore Ravens)



Rick Neuheisel entered his 2nd year as the Ravens' QB coach in 2006...*Under Neuheisel, QB Kyle Boller improved his home record to 13-4 (a winning percentage of .765), completing the highest percentage of passes in Ravens history, 59.6%...Became the 1st QB in franchise history to post 110+ QB rating in consecutive games (GB and Min.)...At UCLA (1988-93), Neuheisel tutored QB Troy Aikman...In 1987, Neuheisel played QB, suiting up for the San Diego Chargers and playing in 3 games (starting 2)...Rick set a Chargers' highest pass-completion record of 81.8% in a game at Tampa.*

OVERVIEW: Neuheisel has 8 years of head coaching experience at the collegiate Division I-A level, posting a 66-30 record, including a Rose Bowl victory in 2000 at Washington...Neuheisel went 33-16 at Washington and 33-14 at Colorado...*In his 4 years at Washington, Neuheisel led the Huskies to 4 bowl appearances...Neuheisel posted a 33-14 (.702) record at Colorado and was 3-0 in postseason bowl games all against Pac-10 Conference opponents...His Buffalo team had 20 wins in his 1st 2 seasons as a college coach, which tied for the 4th most by a 1st-time college coach in the Division I-A modern era...Both of those teams finished in the top-10 of the national polls.*

2005: (Baltimore) 2005: With the 7-game absence of starting QB Kyle Boller, who injured his toe in the season opener vs. the Colts (9/11), the Ravens looked to backup Anthony Wright, who started the next 7...By the time Boller returned to the lineup, Baltimore was 2-6, having lost 3 straight (at Chi., at Pit., vs. Cin.)...*Boller fared better, finishing the season with 4 straight wins at home (.500), including a 16-13 OT win over the Super Bowl Champion Steelers (11/20), a nailbiting 16-15 win over Houston (12/4) and 2 dominating victories – arguably the best 2-game stretch by a Ravens' QB in team history – over Green Bay (48-3 on 12/19) and Minnesota (30-23 on 12/25)...Boller produced the best back-to-back games of his career with a career-high 70.6 completion percentage (24-of-34) for 289 yards, 3 TDs and 1 INT for a 113.5 QB rating in game 15 vs. Min. and completed 19-of-27 passes (70.4%) for 253 yards, 3 TDs and 0 INTs for a career-high 136.8 QB rating in the 48-3 victory in game 14 vs. GB (12/19)...“Kyle had a tough game at Denver and got a lot of criticism,” said Neuheisel. “But the way he came back from that game and played against Green Bay and Minnesota showed something to me. The goal now is to be that QB for the entire season. He showed that he is not only developing as an NFL QB, he showed that he is an NFL QB.”*

1999-2002: (with University of Washington) In his 4 years at Washington, Neuheisel led the Huskies to 4 Bowl appearances, 1 Rose Bowl, 2 Holiday Bowls and 1 Sun Bowl. **2002:** Finished 7-6 and tied for 4th in the Pac-10 (4-4)...Ranked 4th in passing offense (346.2 yards per game) in NCAA Top 10...Earned a spot in the Sun Bowl. **2001:** Placed 2nd in the Pac-10...Posted a 8-4 record that included 6 wins at home...Also recorded a 6-2 conference record and earned an invitation to the Holiday Bowl...Huskies faced 5 teams ranked in the final AP Poll, winning 3 of those games. **2000:** Team placed 1st in the Pac-10...Posted the 1st 10-win season since the 1991 Huskies went 12-0 en

RICK NEUHEISEL

route to the National Championship...Was Washington's 1st Rose Bowl title in 10 years and its 1st Rose Bowl appearance since 1992...UW trailed in 8 of its 11 wins, and pulled off 5 consecutive 4th-quarter comebacks. **1999:** Huskies placed 2nd in the Pac-10...Neuheisel became the 1st UW coach to take his team to a bowl game during his inaugural season after guiding the Huskies to a 7-5 record, including an invitation to the 1999 Culligan Holiday Bowl.

1994-1998: (with Colorado) 1998: Colorado finished 8-4 with a stellar 51-43 victory over Oregon in the Aloha Bowl. **1997:** Buffaloes went 5-6, including 3-5 in the Big 12...Colorado outscored (300-295) and outgained (4,047-3,858) opponents...QB John Hessler recorded a 119.3 QB rating. **1996:** With more of his recruits, the team posted a 10-2 record (2nd in Big 12 North), including a 33-21 victory over Washington in the Holiday Bowl...Buffaloes outscored opponents 319-199, as the team set a school record by winning 10 consecutive road games...The team produced 3 All-Americans, including Butkus Award winner LB Matt Russell. **1995:** Buffaloes ranked No. 4 in the *USA Today* standings and No. 5 in the final *Associated Press* poll and were the 8th-highest rankings ever for a 1st-year coach...Guided the Buffalo to a 10-2 record (the best ever by a 1st-year CU coach) and an appearance in the Cotton Bowl (38-6 win over Oregon), becoming the 1st rookie Colorado coach to take a team to a bowl game. **1994:** Was an assistant coach on head coach Bill McCartney's staff.

1988-1993: (with UCLA) Spent 6 years at his alma mater under his college coach Terry Donahue...**Tutored former Dallas Cowboy QB Troy Aikman. 1990-93:** Coached WRs. **1988-89:** Coached QBs.

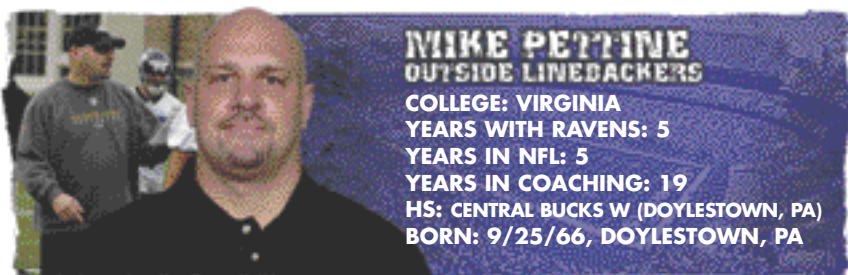
PERSONAL: Began his collegiate career as a walk-on at UCLA, holding for K John Lee, and eventually battled Steve Bono for the starting QB job by his senior year...Secured the starting job 4 games into that regular season and led the Bruins to the Pac-10 championship in 1983, earning honorable mention All-Pac 10 honors...Led UCLA to a 45-9 victory against Illinois in the 1984 Rose Bowl and was named the game's MVP...Was later inducted into the Rose Bowl Hall of Fame...Played for the San Antonio Gunslingers from 1984-85...Following the USFL, Rick used his NCAA scholarship award and enrolled in law school at Southern California, while working as a graduate assistant at UCLA, tutoring Troy Aikman...In 1987, Neuheisel played QB, suiting up for 3 games for the San Diego Chargers (starting 2)...**Rick held a team record for completion percentage in a game (81.8, going 18-of-22 for 217 yards and a TD at Tampa Bay)...He completed 40-of-59 passes in those 3 games for 367 yards and 1 TD and added another TD rushing...**Earned a degree in political science at UCLA and a law degree from USC...Most thrilling personal moment came in Oct. '96 when Jimmy Buffet asked Rick to join him on stage and perform *Margaritaville* on his (Rick's) guitar at Fiddlers Green in Denver...Rick and his wife, Susan, have 3 children: Jerry (14), Jack (12) and Joe (9)...The Neuheisel family lives in Towson, MD.

NFL/PRO PLAYER EXPERIENCE: 1984-85 (San Antonio Gunslingers-USFL); 1987 (San Diego Chargers)

COACHING BACKGROUND: 1988-1993 (UCLA); 1994-1998 (Colorado); 1999-2002 (U. of Washington); 2005-06 (Baltimore Ravens)

Derrick Mason Milestone in 2006: Mason is 331 yards shy of reaching the 8,000-yard plateau for career-receiving yards. With 61 catches, he will have 600 career receptions. Mason set a Ravens' team mark with 86 catches in 2005.





Mike Pettine (pronounced PET-tin) entered his 2nd season as outside linebackers coach and marked his 5th year as a Raven in 2006...Last season, 2 Pro Bowl bookends, *Adalius Thomas (A.D.) and Terrell Suggs (T-Sizzle), made an impact at the hard-hitting OLB position, combining for 11 of the team's final 18 sacks (in the last 5 games) on the season and accounting for 6 sacks in the final 3 games.*

OVERVIEW: Appointed outside linebackers coach in 2005 and worked closely with linebackers coach Jeff FitzGerald...Named defensive assistant in 2004...Pettine spent 2 years working with the defensive line after 1 year as a coaching assistant/quality control specialist following a season in football video operations...Also a computer specialist for the Ravens, Mike assisted in producing coaching programs, combining video to assist in developing playbooks for offense and defense and analyzing game video of opponents...A high school head coach for 7 years...*Pettine's squad at North Penn high school was featured on ESPN's original documentary The Season...*Spent 2 years at the University of Pittsburgh as a graduate assistant (defense) under head coach Johnny Majors.

2002-2005: (with Baltimore) **2005:** Pettine's OLBs set new marks...Despite being double and sometimes triple teamed, *"T-Sizzle" posted a career-high 82 tackles, finished 2nd on the team with 8 sacks and tied a career high with 6 FFs..."A.D" (Thomas) set a new career high with 9 sacks and set a franchise record with 3 defensive returns for TDs...*Adalius was voted team Most Valuable Player by the Baltimore media...LB Peter Boulware remained the Ravens' sack king, reaching 70 for his career and hitting the 500-tackle milestone...LB Roderick Green played in 16 games, subbing on defense (posting 2 sacks), but finishing 2nd in special teams tackles (17). **2004:** Promoted to defensive assistant and helped coach the defensive line with Ravens veteran coach Rex Ryan. **2003:** Assisted and coached the defensive line with DL coach Rex Ryan...Using the latest computer technology, Pettine assisted in developing playbooks, producing scouting reports, and analyzing game video of opponents as a quality control specialist. **2002:** Worked under Jon Dube, the director of football video operations...Also assisted the Ravens' coaching staff.

1997-2001: (with North Penn HS) **1999:** Pettine's squad was featured on ESPN's original documentary *The Season...*Show aired in 2000...Team won 45 games in 5 seasons, including the 1st of 2 playoff appearances in school history. **1997:** Was named head football coach at Lansdale, PA's North Penn HS.

1995-96: (with William Tennent HS) **1996:** Team established a school record with 9 wins. **1995:** Named head coach.

1993-94: (with U. of Pittsburgh) Served as a defensive graduate assistant under head coach Johnny Majors.

1988-92: (with Central Bucks West HS) Was an assistant coach for his father, Mike Pettine Sr., recently retired as the winningest coach in the history of HS football in the state of PA...Dad had a 326-42-4 record in 33 seasons.

PERSONAL: Graduate of the University of Virginia with a degree in economics...Played at UVA under head coach George Welsh (1984-1987) and was a 2-year letterman at free safety (1986-87)...Led the team in interceptions in 1986 with a school-record 3 INTs in 1 game (vs. North Carolina State)...Attended Central Bucks West (Doylestown, PA) HS...Lettered in football and basketball...Was All-State at quarterback and defensive back...Mike and his wife, Marlene, live in Westminster MD, with their 3 children: Megan (12), Ryan (9) and Katie (5).

COACHING BACKGROUND: 1988-92 (Central Bucks West HS); 1993-94 (U. of Pittsburgh); 1995-96 (William Tennent HS-head coach); 1997-2001 (North Penn HS-head coach); 2002-06 (Baltimore Ravens)



PAUL RICCI

ASSISTANT STRENGTH / CONDITIONING

COLLEGE: TEMPLE

YEARS WITH RAVENS: 5

YEARS IN NFL: 6

YEARS IN COACHING: 10

HS: WASHINGTON TWP (SEWELL, NJ)

BORN: 11/15/69, ELMER, NJ

Paul Ricci (pronounced RICH-ee), entered his 5th year as assistant strength and conditioning coach for the Ravens in 2006...*Ricci redesigned and improved the Ravens core-training regimen to include more exercises that functionally train the athletes, transferring more elements practiced in the weight room to the field...* He works closely with strength coach Jeff Friday at the Ravens' state-of-the-art weight training room and helps players achieve their individualized workout goals – objectives which he helps to set and update.

OVERVIEW: The Ravens' highly-attended offseason strength and conditioning program for players, which Ricci helps to coordinate, begins in March and continues through June...Programmed workouts individualized for each player continue throughout the season...Worked part-time with the Ravens from 1999 to 2001...Ricci has held part-time positions with the San Diego Padres (spring training, 1997), Philadelphia Eagles (1995-96), and Seattle Seahawks (1993).

2002-05: (with Baltimore) 2005: *Designed one of the NFL's premier grip and forearm strength-training regimens, which helps improve strength and flexibility of lower arms...* Ravens utilize regimens to develop grip and forearm exercises for flexible functionality for football. **2004:** Helped introduce new elements to the conditioning program with the addition of spin-cycling, yoga and kickboxing. **2003:** Instituted a cutting-edge, core-training regimen to help supplement the Ravens' highly successful strength and conditioning program. **2002:** Named assistant strength and conditioning coach.

1997-2001: (part-time Baltimore) 1999-2001: Worked part-time with the Ravens. **1997-2001:** Ricci owned and operated a successful personal training business in Southern New Jersey for several years.

1996: (with Arizona) 1-year stint as the assistant strength and conditioning coach.

1995-96: (part-time Philadelphia) Held part-time position in the strength and conditioning program.

1993: (part-time Seattle) Strength and conditioning assistant.

PERSONAL: A 1993 graduate of Temple...Holds a bachelor of science degree in exercise science and leadership...Attended Penn State (1988-89), and specialized in a study course of exercise and sports science...In 1989, suffered a shoulder injury, which cut short his stint as an OL for the Nittany Lions...Completed his master's degree in education with an emphasis in athletic administration and leadership from Goucher College in May 2005...Earned All-South Jersey honors as a senior captain at Washington Township (Sewell, NJ) HS...Team won the Group 4 championship in 1988...Partnered with Gymsource to help equip and design their main gym and aerobic center for the Baltimore City Police Dept. to help police officers deal with the stress and daily rigors of their jobs...Paul and wife, Elizabeth, make their home in Reisterstown, MD.

COACHING BACKGROUND: 1996 (Arizona Cardinals); 2002-06 (Baltimore Ravens)

G Edwin Multalo is a regular visitor at McDonogh Elementary (shown here at right) and New Town Elementary Schools. Edwin's daughter, To'Alima, attends the McDonogh class, and is pictured to his left. She sang along with Edwin while he played his ukelele and told the class about Polynesian culture. Paul Ricci's wife, Elizabeth, is an elementary school teacher at McDonogh.





GREG ROMAN
ASSISTANT OFFENSIVE LINE
COLLEGE: JOHN CARROLL
YEARS WITH RAVENS: 1
YEARS IN NFL: 12
YEARS IN COACHING: 12
HS: HOLY SPIRIT (ABSECON, NJ)
BORN: 8/19/72, ATLANTIC CITY, NJ

Greg Roman joined the Ravens' coaching staff as the assistant offensive line in 2006 after coaching the Houston Texans' QBs and TEs for 4 years...Roman tutored former No. 1 draft pick QB David Carr from 2004-05, as the Texans' QB coach.

OVERVIEW: Has 12 years of NFL coaching experience in a variety of areas on both offense (QB's, O-Line, RB's and TEs) and defense (DB's and LB's)...Guided Carr to a career year in 2004, as David threw for 3,531 yards and an 83.1 QB rating...The Houston QB also tallied career highs in completions (285) and attempts (466)...Tutored Texans TE Billy Miller in his 1st 2 years in Houston (2002-03)...Miller led the team with 91 receptions over those 2 seasons...Roman's NFL career started in Carolina during the expansion team's 1st NFL season in 1995...Over the course of 7 seasons with the Panthers, he served a variety of roles.

2002-2005: (with Houston) 2004-05: Spent 2 seasons as the Texans' QB's coach, guiding former 2002 No. 1 overall draft pick, David Carr, who had his best year under Roman in 2004...Carr passed for 3,531 yards, which was good for 5th in the AFC, and earned an 83.1 QB rating. **2002-03:** Tutored Texans TE Billy Miller, who led the team with 91 receptions over both seasons.

1995-2001: (with Carolina) 2001: In his final season in Carolina, Roman was the assistant OL coach...The Panthers' O-line allowed 50 percent less sacks than the year before. **1999-2000:** As the team's offensive assistant, Greg worked with both the run and pass game strategy and implementation...In 1999, the Panthers finished 2nd in the NFL in passing offense (260.1 ypg) and 5th in yards per rush (4.3). **1998:** Moved to the offensive side of the ball as Carolina's offensive quality control coach. **1995-97:** Joined the Panthers in their inaugural year as the team's strength and conditioning assistant/defensive quality control...Worked with the DB's and LB's on the defensive side.

PERSONAL: At John Carroll, Roman was a standout defensive player...While a junior at JCU, Greg founded Project H.O.P.E. (Helping Others through Physical Education), which aids the developmentally disabled in John Carroll's backyard of northeast Ohio...The Atlantic City, NJ, native worked with Ravens WRs/QBs coach Jedd Fisch in Houston during the 2002-03 seasons...Roman was an All-South Jersey guard at Holy Spirit (Absecon, NJ) HS...Greg and his wife, Dana, have 2 sons, Connor and Gregory.

COACHING BACKGROUND: 1995-2001 (Carolina Panthers); 2002-2005 (Houston Texans); 2006 (Baltimore Ravens)

RAVENS NOTABLES

- Though known for their defense, the Ravens' offense has been a big part of the Ravens' success. Since 1999, the Ravens own a 39-10 record when scoring at least 21 points in a game, including 17-5 in their last 22 games with those points.
- Since 2003, the Ravens are tied for the NFL lead, allowing just 23 rushing TDs. Here is a list of the top 5 teams in the Top Rushing TDs Allowed category:

TEAM	RUSHING TDS ALLOWED (2003-05)
Baltimore Ravens	23
Jacksonville Jaguars	23
Tampa Bay Buccaneers	24
New England Patriots	30
Chicago Bears	31



DENNIS THURMAN SECONDARY

COLLEGE: SOUTHERN CALIFORNIA
YEARS WITH RAVENS: 5
YEARS IN NFL: 23 (9 as a player)
YEARS IN COACHING: 14
HS: SANTA MONICA (CA)
BORN: 4/13/56, LOS ANGELES, CA

Dennis Thurman entered his 5th year with the Ravens and 3rd season as secondary coach with Baltimore in 2006...A former Dallas Cowboy defensive back for 8 years (1978-85), Thurman snagged 36 INTs in his pro career and played in Super Bowl XIII in Miami...*Since 2000, the Ravens' defense has 121 INTs, 3rd-most in the NFL in that time, with S Ed Reed owning 22, a franchise high.*

OVERVIEW: Promoted to Ravens secondary coach in 2004...*Thurman helped the Ravens to their 1st AFC North Division title in 2003* as a defensive assistant to then-secondary coach Donnie Henderson (now defensive coordinator for the Detroit Lions)...Served as a coaching intern with Baltimore during its 2002 training camp and was hired that same year by Brian Billick as a defensive assistant to Henderson...Launched coaching career with the Phoenix Cardinals and then served at his alma mater, USC, as DBs coach.

2002-05: (with Baltimore) 2005: Against the pass, Baltimore ranked 4th in the AFC and 8th in the NFL...Missing from the lineup for a total of 11 games were starting safeties Ed Reed (ankle), who in his 58 career games has posted franchise records of 22 INTs and 680 INT return yards and Will Demps (knee)...CB Chris McAlister led the team with 20 PD, missing 2 games (hamstring and shoulder)...CBs Samari Rolle finished 2nd on the team with 14 PD, while Deion Sanders tied for the team lead with 2 INTs...S Chad Williams recorded career highs with 47 tackles and 2.5 sacks. **2004:** The hot-handed Ravens' defense scored 7 TDs (5 INTs and 2 FRs), and produced the most INT yards (700) in the NFL...Six INTs for TDs were posted by the secondary...*Ranked 1st in the AFC and 2nd in the NFL in opposing QB rating (68.0), and 1st in the NFL in the number of 3-and-outs (59 - NFL average was 43)*...Two Raven DBs earned starting Pro Bowl nods: SS Ed Reed and CB Chris McAlister...Reed was voted *AP's Defensive Player of the Year, setting an NFL record with INT return yardage (358 yards) with a team record and NFL-leading 9 INTs*...McAlister scored 2 TDs...Deion Sanders (reserve CB behind Gary Baxter, now with Cleveland) posted 3 INTs, 2 of which came against Buffalo, when he returned 1 for a 48-yard TD...Sanders was named *AFC Defensive Player of the Week*...Demps (now with the NYGs) totaled 86 tackles, notched 2.5 sacks, 1 INT, 2 FFs and 2 FRs and 8 PD...S Chad Williams posted 3 INTs, including 1 return for 94 yards and 1 TD. **2003:** Assisted secondary coach Donnie Henderson...*Thurman helped the Ravens to their 1st AFC North Division title in 2003*...Ravens defense was among the NFL's finest, finishing 3rd overall (4th vs. rush and 6th vs. pass)...SS Ed Reed, 1 of 8 Ravens to make the Pro Bowl, tied a Ravens' record with 7 INTs (T-Rod Woodson in 1999)...CB Chris McAlister made *1st Pro Bowl and earned All-Pro honors*, recording 52 tackles, 16 PD and 3 INTs...Other standouts: CB Gary Baxter, 106 tackles, 3 INTs, and Demps posted 59 tackles, 11 PD and 2 INTs. **2002:** Hired as an assistant secondary coach to Donnie Henderson...Spent training camp as a coaching intern with the Ravens.

1993-2000: (with Southern California) Spent 8 years as the DB coach at his alma mater...Tutored many current NFL players, including the Falcons' CBs Chris Cash (formerly with Detroit), the 49ers' Kris Richard (formerly with the Seahawks), the Browns' Daylon McCutcheon, the Bucs' Brian Kelly and the Steelers' S Troy Polamalu.

1992: (with World League) Defensive coordinator for Ohio Glory Football Club.

1988-89: (with Phoenix) Coached DBs for the Cardinals.

NFL PLAYER: (with Dallas, St. Louis) 1986: CB and S for the St. Louis Cardinals. **1978-85:** Cornerback and safety for the Dallas Cowboys...Originally selected in the 11th round of the 1978 NFL Draft by the Cowboys...*Thurman had 36 career INTs and played in Super Bowl XIII in 1979*...Pittsburgh won, 35-31, at the Orange Bowl in Miami.

DENNIS THURMAN

PERSONAL: A 2-time All-American safety (1976-77) and 4-year letterman (1974-77) at USC...Thurman played for John McKay and later for John Robinson...Was a member of the 1974 USC National Championship team and played on Trojan teams that won 4 bowl games...In his Trojan career, he had 13 INTs, returning 2 for TDs, and led the Pac-10 in INTs with 8 in 1976...Also had 169 career tackles, 11 PD and 4 FRs...Dennis has 2 daughters who live in Dallas...Chelsea, a pre-law student at the University of Texas, and Jade (17), who runs track and is a cheerleader at First Baptist Academy...Thurman lives in Owings Mills, MD.


NFL PLAYER EXPERIENCE: 1978-85 (Dallas Cowboys); 1986 (St. Louis Cardinals)

COACHING BACKGROUND: 1988-89 (Phoenix Cardinals); 1990-1991 (out of football); 1992 (Ohio Glory-World League); 1993-2000 (Southern California); 2001 (out of football); 2002-06 (Baltimore Ravens)

2005 LEADER BOARD

Scoring:	Matt Stover	.113
Non-Kick Scoring:	Todd Heap	.42
Pass Attempts:	Kyle Boller	.293
Pass Completions:	Kyle Boller	.171
Completion Pct:	Anthony Wright	.61.7
Passing Yards:	Kyle Boller	1,799
Passing TDs:	Kyle Boller	.11
Rushing Attempts:	Jamal Lewis	.269
Rushing Yards:	Jamal Lewis	.906
Rushing TDs:	Jamal Lewis	.3
Yards Per Rush:	Chester Taylor	.4.2
Receptions:	Derrick Mason	.86
Receiving Yards:	Derrick Mason	1,073
Receiving TDs:	Todd Heap	.7
Yards Per Reception:	Clarence Moore	.19.7
Total Yards:	Derrick Mason	1,073
Tackles:	Tommy Polley	.134
Sacks:	Adalius Thomas	.9.0
INTs:	Adalius Thomas	.2
	Terrell Suggs	.2
	Deion Sanders	.2
Punt Returns:	B.J. Sams	.33
Punt Return Average:	B.J. Sams	.12.2
KO Returns:	B.J. Sams	.44
KO Return Avg:	B.J. Sams	.22.7
Punts:	Dave Zastudil	.84
Punting Avg:	Dave Zastudil	43.5

Adalius Thomas: "A.D." was voted team MVP by the media. He played nearly every defensive position in 2005. Thomas posted 3 defensive TDs (a franchise record), led the team with 9 sacks and logged 104 tackles.





PAT MORIARTY

VICE PRESIDENT OF FOOTBALL ADMINISTRATION

YEARS WITH RAVENS: 11

YEARS IN NFL: 14

YEARS WITH FRANCHISE: 14 (1 as a player)

COLLEGE: GEORGIA TECH

HS: BENEDICTINE (CLEVELAND, OH)

BORN: 5/19/55, CLEVELAND, OH

Pat Moriarty, the team's vice president of football administration, has been a key part of the franchise since 1994...A longtime member of the Ravens' personnel staff, Moriarty was one of the NFL's original capologists...*Moriarty's NFL career began as a rookie free agent running back for the Cleveland Browns in 1979...*He scored 2 TDs in his lone NFL season.

The Cleveland native negotiates all of the Ravens' player contracts, oversees salary cap administration, roster management, and the day-to-day operations of the player personnel department. Moriarty is the team's top contract negotiator and main liaison with the NFL Management Council and Players Association...Pat works closely with GM Ozzie Newsome in many areas, including helping to coordinate the football operations budgets.

"To use talent evaluation terms, Pat is an 'impact player' in our organization," says general manager Ozzie Newsome. "Pat is thorough and sound, plus creative in the structure of contracts. He has a working knowledge of every team's salary cap structure and knows the ins and outs of working with the league office. His management of our cap helped us win the Super Bowl in 2000."

Since 1996, Pat has negotiated contracts and coordinated the signing of 13 Ravens 1st-round draft choices, as well as numerous free agents...This offseason, Pat signed free agent Pro Bowler DE Trevor Pryce and former NFL Offensive Rookie of the Year RB Mike Anderson, and re-signed RB Jamal Lewis and LB Bart Scott...During the 2005 offseason, Moriarty signed key additions WR Derrick Mason and CB Samari Rolle, both of whom had an immediate impact. In addition, Pat has re-negotiated the contracts of several other key players, including Pro Bowlers TE Todd Heap, LB Ray Lewis and T Jonathan Ogden...Over the course of 13 years, Moriarty has negotiated player contracts totaling over \$600 million.

Moriarty is responsible for the management and strategic planning of the Ravens' salary cap...He works closely with Newsome, helping coordinate budgets of the scouting, coaching, equipment, football video, training, and strength and conditioning departments...Moriarty also analyzes draft-day trades during the 2-day NFL selection process.

Moriarty earned a bachelor's degree in industrial management from Georgia Tech, where he was a 3-year starter at RB...He later earned his master's degree in business administration from John Carroll University...He worked for Key Bank in Cleveland in the corporate lending division before joining the Browns' front office in 1994 as the team's director of business operations...When the franchise moved to Baltimore, Moriarty was named the organization's chief financial officer.

A Cleveland native, Moriarty earned All-State honors in both football and track at Benedictine (Cleveland, OH) HS and was inducted into the school's athletic hall of fame in the spring of 2002...After college, Moriarty played for his hometown Cleveland Browns...As a RB, he scored 2 TDs and also played special teams as a rookie free agent in 1979...Pat's brother, Tom, played 5 years in the NFL as a DB, 4 with Atlanta and 1 with Pittsburgh.

Moriarty, who is on the NFL Management Council's Working Club Executive Committee for the 3rd straight year, is working towards his law degree at the University of Baltimore School of Law...He has been a guest speaker at numerous engagements, including Loyola College, University of Maryland Law School, University of Maryland Business School and the University of Baltimore School of Law, where he was a guest lecturer on sports and entertainment law...Pat has also participated in the Ravens' Football 101 series, presenting a discussion on the NFL's salary cap.

He and his wife, Lynn, are the parents of 3 children: Kevin (18), Laura (15) and Katherine (12)...The family lives in Hunt Valley, MD.

NFL PLAYER EXPERIENCE: 1979 (Cleveland Browns)



O.J. BRIGRANCE
DIRECTOR OF PLAYER DEVELOPMENT

YEARS WITH RAVENS: 4
YEARS IN NFL: 10 (7 playing)
COLLEGE: RICE
HS: WILLOWRIDGE (TX)
BORN: 9/29/69, HOUSTON, TX

O.J. Brigrance, a former Ravens and Baltimore Stallions (CFL) LB, is in his 3rd year as the Ravens' director of player development...Brigrance, who earned a Super Bowl ring with the Ravens in 2000, oversees all Ravens player development programs and works closely with Ravens players, assisting with each phase of their careers...*The NFL player development office recently honored Brigrance's program as the 2005 Best Overall Player Development Program and the 2005 Most Outstanding Internship Program.*

Brigrance has made significant contributions to the Ravens' player development program, including organizing a number of internships for many of the players at locations such as high school football programs, financial institutions and real estate groups...In addition, the life skills programs O.J. has provided to the players each year have been highly effective.

Brigrance's wife, Chanda, facilitates the Lady Ravens Association, coordinating involvement for the players' and coaches' spouses and significant others...Each year, the group is active with the Ravens Family Food Drive, and in 2005, the Lady Ravens participated in the team's Hurricane Katrina relief collection...Chanda has also organized seminars for the group on benefits, financial education and empowerment.

Brigrance's football career began in the CFL with the British Columbia Lions...He spent 3 seasons with the Lions (1991-93) and was named an All-Conference LB...Brigrance then joined the CFL's Baltimore Stallions from 1994-95, helping the team earn a Grey Cup Championship in 1995.

He entered the NFL in 1996 with the Miami Dolphins and was voted as a team captain twice in 4 seasons...His Dolphins teammates also selected him as the Ed Block Courage Award recipient in 1999...Throughout his 7-year NFL career, Brigrance was involved with the community and has remained active since his retirement...In Miami, Brigrance was involved in a number of different community organizations, including Habitat for Humanity, Cystic Fibrosis Foundation and the Daily Food Bank...Brigrance was honored with the *NFLPA's Unsung Hero award in 1999.*

Brigrance, a 1992 graduate of Rice University, signed with the Ravens for the 2000 season, and then closed his career with the St. Louis Rams (2001-02).

Brigrance, who serves on the board of directors for Aunt Hattie's Place, a home for young men, *received the NFL's Winston/Shell Award in 2005*...The award is given annually to the player development director who demonstrates commitment and dedication to developing unique and innovative ideas and solutions to advance the mission of player development...He and Chanda reside in Baltimore.

NFL/PRO PLAYER EXPERIENCE: 1991-93 (British Columbia Lions); 1994-95 (Baltimore Stallions); 1996-99 (Miami Dolphins); 2000 (Baltimore Ravens); 2001-02 (St. Louis Rams)

RAVENS SERVING ON CHARITY BOARDS

RAVENS STAFF

Kenny Abrams
 Brian Billick
 Steve Bisciotti
 Dana Blankenbiller
 O.J. Brigrance
 Ed Burchell
 Mark Burdett
 Kevin Byrne
 Dick Cass

TITLE

Director of Community Relations
 Head Coach
 Owner
 Media Sales Manager
 Director of Player Development
 Director of Corporate Partnerships
 Sr. Director of Business Development
 Sr. V.P. Public & Community Relations
 President

ORGANIZATION

Sandtown Habitat for Humanity
 Living Classrooms Foundation
 Catholic Charities; Mother Seton Academy
 Paul's Place Outreach Center
 Aunt Hattie's Place
 Catholic Charities; Loyola Blakefield; Stella Maris
 Maryland MS Society
 Goodwill Industries of the Chesapeake
 Greater Baltimore Committee; Kennedy Krieger
 Maryland Science Center
 St. Vincent's Center
 Carmine, Frank, Mangini Foundation
 American Red Cross of Central Maryland
 Special Olympics Maryland Honorary Board

Bob Eller
 George Kokinis
 Pat Moriarty
 Rex Ryan

Sr. Director of Operations
 Director of Pro Personnel
 V.P. of Football Administration
 Defensive Coordinator



ERIC DeCOSTA
DIRECTOR OF COLLEGE SCOUTING
YEARS WITH RAVENS: 11
YEARS IN NFL: 11
COLLEGE: COLBY
HS: TAUNTON (MA)
BORN: 4/10/71, TAUNTON, MA

Eric DeCosta, in his 4th year overseeing college personnel, *was recently honored by The Sporting News as a 1 of the top young stars in sports...* DeCosta, 35, who has been with the Ravens' organization since the team's 1st year in Baltimore (1996), manages the Ravens' draft preparation and coordinates the evaluation and ranking process of hundreds of NFL prospects.

Last spring, Eric led the Ravens during the NFL Draft, selecting DT Haloti Ngata (Oregon) as the team's No. 1 pick (12th overall)...Along with GM Ozzie Newsome, DeCosta and his staff followed with G/C Chris Chester (Oklahoma) in the 2nd round and CB David Pittman (Northwestern State) in the 3rd...In the 4th round, the Ravens selected WR Demetrius Williams (Oregon) and Georgia Tech's RB P.J. Daniels...Baltimore rounded out the draft with S Dawan Landry (5th round, Georgia Tech), TE Quinn Sypniewski (5th, Colorado), P/K Sam Koch (6th, Nebraska), CB Derrick Martin (6th, Wyoming) and LB/DE Ryan LaCasse (7th, Syracuse).

"There is an unbelievable trust that I have in Eric," says GM Ozzie Newsome. "Once he stepped into Phil (Savage)'s seat, he just took off. One of the amazing things that I saw was his ability to analyze a situation and then come to a conclusion really quickly. He is a quick study, and in the draft, you have to be that way."

Since becoming the team's college scouting director (2003), Eric and the football personnel staff have drafted *2003 Defensive Rookie of the Year LB Terrell Suggs*, starting WR Mark Clayton, who had a record-breaking rookie year in 2005, key players such as DE Jarret Johnson, and up-and-comers OLB Dan Cody, T Adam Terry, G/C Jason Brown and FB Justin Green.



Eric DeCosta introduced 2006 Ravens 1st-round draft choice DT Haloti Ngata at a draft weekend press conference (4/30).

Prior to his promotion, Eric was the Ravens' Midwest area scout (1998-2002) and evaluated a number of players who eventually became Ravens draft picks...While an area scout, DeCosta spent time researching and analyzing draft-day trades and helped evaluate free agent prospects for the pro personnel department...With the Ravens, DeCosta worked with both the college and pro scouting staffs on the draft and free agency...Prior to the 1998 season, the Taunton, MA, native was promoted to area scout, after spending time in the fall of '97 scouting the Midwest...Eric's earliest NFL experience came in 1995 with an internship in the Washington Redskins' player personnel department.

DeCosta coached DLs and LBs for 2 seasons at Trinity College from 1994-95, while earning his master's degree in English...DeCosta has undergraduate degrees in English and the classics from Colby, earning Dean's List honors (1990-92).

A 3-year football letterman and captain at Colby, Eric played linebacker for head coach Tom Austin...As a senior, he was selected as the Millett Award recipient for outstanding athletic contributions over 4 years at Colby...DeCosta attended Taunton (MA) HS, where he played fullback and linebacker, earned 3 varsity letters, and as a senior, was voted team captain.

DeCosta is active with a number of charity organizations, including The Cystic Fibrosis Foundation, The Orphaned Starfish Foundation, which is dedicated to working with orphanages and homes for battered children in the developing world, and The Boys and Girls Club...He has assisted with numerous fundraisers and other charitable events for each organization...An avid runner, Eric, his wife, Lacie, and their daughter, Jane Elizabeth (3), reside in Baltimore.

COACHING BACKGROUND: 1994-95 (Trinity College)



GEORGE KOKINIS DIRECTOR OF PRO PERSONNEL

YEARS WITH RAVENS: 11
YEARS IN NFL: 16
YEARS WITH FRANCHISE: 16
COLLEGE: HOBART
HS: WETHERSFIELD (CT)
BORN: 2/27/67, WETHERSFIELD, CT

George Kokinis, in his 4th year as director of pro personnel and his 16th season as a member of the franchise, works closely with GM Ozzie Newsome in analyzing NFL rosters and evaluating free agent talent...Kokinis, with assistance from the pro personnel staff, continually monitors potentially-available players league-wide and makes recommendations on signings to Newsome...Kokinis oversees the advance scouting of Ravens opponents during the season and facilitates the summaries provided to the coaching team.

This spring, Baltimore signed a number of quality free agents, including Pro Bowlers DE Trevor Pryce and LB Gary Stills, and other veterans including 2000 NFL Rookie of the Year RB Mike Anderson, DT Justin Bannan and CB Corey Ivy...The Ravens retained key players such as RB Jamal Lewis, LB Bart Scott and TE Dan Wlcox...George also assisted vice president of football administration Pat Moriarty in negotiating the contracts of 2005 Ravens draft picks FB Justin Green and LB Mike Smith...In a June trade with the Titans, Baltimore acquired Pro Bowler and 2003 co-MVP QB Steve McNair in exchange for a 2007 draft choice.

The Northeast area scout for 4 years (1996-99), George conducted "the box" workouts of college prospects before moving over to pro personnel...He began his NFL career with the Cleveland Browns in 1991 after serving an internship in the team's operations department.

Kokinis graduated from Hobart College with a B.A. in psychology and earned his master's degree in sports management at the University of Richmond (1991), while working as a graduate assistant coach for the Spiders' baseball team...He played both football and baseball during his collegiate career, earning ECAC Baseball Player of the Year honors in 1989 as a pitcher for the Statesmen, and was selected to represent the conference in a New York vs. New Jersey All-Star Game played at Yankee Stadium.

A 2-sport athlete at Wethersfield (CT) HS, George received the John Warren Potter Memorial Award, which recognizes competitiveness, school and team spirit and outstanding character...He currently serves on the Board of Directors of the Carmine, Frank, Mangini Foundation, which grants a laptop computer to a Wethersfield student athlete who has achieved beyond expectations both on the field and in the classroom.

George and his wife, Elizabeth, have a daughter, Marissa (7), and twins Peter and Ella (2). The family resides in Owings Mills, MD.

RAVENS DRAFT PICKS BY REGION 1996-2005

NORTHEAST

A. Terry (Syracuse)

NORTHWEST

D. Edwards (Oregon St.)

D. Darling (Wash. St.)

J. Green (Montana)

SOUTHEAST

R. Lewis (Miami)

J. Lewis (Tennessee)

A. Thomas (So. Miss.)

E. Reed (Miami)

Mu. Smith (Georgia)

J. Johnson (Alabama)

O. Mughelli (Wake Forest)

A. Franklin (Tennessee)

B. Rimpf (East Carolina)

J. Brown (North Carolina)

SOUTHWEST

J. Ogden (UCLA)

C. McAlister (Ariz.)

E. Mulitalo (Ariz.)

T. Heap (ASU)

T. Suggs (ASU)

K. Boller (Cal.)

C. Moore (N. Ariz.)

M. Clayton (Okla.)

D. Cody (Okla.)

Mi. Smith (Tex. Tech)

Current Ravens Listed Only (No '06 choices)



VINCENT NEWSOME

ASSISTANT DIRECTOR OF PRO PERSONNEL

YEARS WITH RAVENS: 11

YEARS IN NFL: 24 (10 as a player)

YEARS WITH FRANCHISE: 16

COLLEGE: WASHINGTON

HS: VACAVILLE (CA)

BORN: 1/22/61, BRAINTREE, ENGLAND

Vincent Newsome, in his 4th year as the Ravens' assistant director of pro personnel, works closely with George Kokinis in evaluating NFL free agent talent...Vincent assists Kokinis by scouting both upcoming Ravens opponents as well as talent in NFL Europe and the CFL...Newsome conducts free agent workouts during the season and assists Eric DeCosta by evaluating some college talent leading up to NFL Draft Weekend.

Newsome spent 3 years (1993-95) as a special assignment scout evaluating skill positions nationally...Over the next 7 years (1996-2002), Vincent concentrated on talent in the West, the last 3 of those seasons were spent as the Ravens' western college supervisor, covering players from California to Wisconsin.

Over the years, key acquisitions from Newsome's area have had success and are recognized league-wide...They include All-Pros CB Chris McAlister, TE Todd Heap, T Jonathan Ogden, and former Ravens RB Priest Holmes, along with starters and major contributors, such as *2003 Defensive Rookie of the Year LB Terrell Suggs*, QB Kyle Boller and G Edwin Mulitalo.

A former NFL standout DB for the Rams and Browns, Vincent joined the Cleveland Browns' personnel department after retiring from the NFL in the spring of '93...Newsome had been a valuable "Plan B" acquisition for the Browns prior to the '91 campaign.

Newsome played with Cleveland for 2 years prior to his retirement...He totaled 233 tackles for the Browns, leading the defense in '91 with 127 stops...With the Rams, Newsome led the team in tackles each of his last 2 seasons and 3 times in his last 5 years...His 10-year career totals include 763 tackles (526 solo), 4 sacks and 62 PD...Vincent grabbed 17 INTs in his career and had 7 FFs and 9 FRs...He originally was a 4th-round selection by the Rams in 1983...A former Ed Block Courage Award recipient (1989), Vincent started 7 of his 10 years in the league and was a *Pro Bowl alternate* behind Ronnie Lott in 1986...In 1985, he was named both the *Rams' Special Teams Player of the Year and a Sports Illustrated All-Pro as a safety*.

Newsome earned honorable mention All-America honors as a senior for the Washington Huskies...He led the secondary with 69 tackles and recorded 4 INTs...Vincent was president of Alpha Phi Alpha fraternity at Washington and majored in psychology.

Born in Braintree, England, Vincent attended Vacaville (CA) HS, where he was a 3-sport athlete (football, basketball and track)...He held the nation's 2nd-best time in hurdles (36.3) as a senior, and had a personal best time of 48.0 in the quarter mile...Vincent and his wife, Tasha, have 3 daughters, Candace, Emerald and Victoria, and reside in Clarksville, MD.

NFL/PRO PLAYER EXPERIENCE: 1983-1990 (Los Angeles Rams); 1991-1992 (Cleveland Browns)

LARGEST RAVENS COMEBACK VICTORIES

DATE	OPPONENT	POINTS DOWN/ SCORE	QUARTER	FINAL SCORE
11/23/03	vs. Seattle	17 / 41-24	4th	W, 44-41 OT
9/10/00	vs. Jacksonville	16 / 23-7	2nd	W, 39-36
11/14/04	at New York Jets	14 / 14-0	2nd	W, 20-17 OT
11/21/99	at Cincinnati	14 / 14-0	1st	W, 34-31
11/29/98	vs. Indianapolis	14 / 24-10	2nd	W, 38-31
10/27/96	vs. St. Louis	14 / 20-6	3rd	W, 37-31 OT



CHAD ALEXANDER

AREA SCOUT - MIDWEST

YEARS WITH RAVENS: 8

YEARS IN NFL: 8

COLLEGE: WAKE FOREST

HS: COPPELL (TX)

BORN: 2/17/75, MEMPHIS, TN

Chad Alexander, who spent 2 years as the team's West area scout, is now covering the Midwest for the Ravens. Alexander scouts schools from the Big Ten, Conference USA and some schools in the MAC and Big 12 Conferences. Chad annually represents the Ravens at the NFL Draft in New York City.

Alexander joined the Ravens in June, 1999, as a pro personnel assistant. In his 1st 4 years, he worked with the pro personnel staff to scout free agents and assisted with advance scouting reports of Ravens opponents. He also monitored NFL practice squads, ranking players for potential signings. Chad scouted colleges in the fall, visiting a number of campuses across the country for cross-checking duties.

After his 4-year career as a FB at Wake Forest, Alexander spent a year working with behavioral disorder elementary school children in Minneapolis, MN.

An All-District football selection at Coppell (TX) HS, Chad also ran track for the Coppell Cowboys. He is the son of Hubbard Alexander, a former NFL WRs coach who won 2 championships while coaching receivers at the University of Miami (1983, 1987) and 3 while coaching the Dallas Cowboys' receivers (1992, 1993, & 1995). Chad has a daughter, Morgan Aliyah (5), and resides in Memphis, TN.



JOE DOUGLAS

AREA SCOUT - NORTHEAST

YEARS WITH RAVENS: 7

YEARS IN NFL: 7

COLLEGE: RICHMOND

HS: LEE-DAVIS (MECHANICSVILLE, VA)

BORN: 7/20/76, RICHMOND, VA

In his 4th year as the team's Northeast area scout, Joe Douglas is responsible for scouting the Big East, ACC, Atlantic 10, Ivy League and the MEAC. Douglas, who used to perform "the box" workout at his school visits, helps coordinate the post-draft free agent signing process, along with Southwest area scout Jeremiah Washburn.

A football personnel assistant his 1st 3 years with the team, Joe worked mainly with the college scouting staff, performing a number of duties, including coordinating college workouts and draft visits, plus spring and fall scouting. Douglas was also in charge of the team's college video library and assisted pro personnel director George Kokinis in the advance special teams evaluations of Ravens opponents and unrestricted free agent evaluations.

A communications major and sports administration minor at the University of Richmond, Joe was a 4-year starter at offensive tackle, earning All-Atlantic 10 honors his senior year. He spent the 1999 season as a volunteer assistant for the Richmond football team.

Douglas, who was a 2-time All-State football player at Lee-Davis (Mechanicsville, VA) HS, appeared in the football movie, *The Replacements*, which was shot at M&T Bank Stadium in 1999. Joe, and his wife, Shannon, who are expecting their 1st child in July, reside in Baltimore.



JOE HORTIZ
NATIONAL SCOUT

YEARS WITH RAVENS: 9

YEARS IN NFL: 9

COLLEGE: AUBURN

HS: SALESIANUM (WILMINGTON, DE)

BORN: 11/8/75, PHILADELPHIA, PA

Joe Hortiz was recently promoted to national scout after 3 years covering the Southeast, including schools in the SEC, ACC and Conference-USA. Hortiz originally joined the Ravens in 1998 as a personnel assistant and has worked his way up the scouting ranks. He works with director of college scouting Eric DeCosta and fellow national scout Lionel Vital to cover schools across country.

Prior to his 3 years as Southeast area scout, Hortiz spent 2 years scouting the Northeast for the Ravens and performed "the box" workout at schools across the country for 3 spring seasons.

A football personnel assistant in his 1st 3 years with the club, Joe worked both with the pro and college scouting staffs. His duties included assisting GM Ozzie Newsome and capologist Pat Moriarty, who manages the salary cap.

While earning his B.S. in accounting from Auburn, Joe was an undergraduate assistant coach for Terry Bowden and the Tigers' football team from 1995-97. He worked with both the QBs and WRs and also coached the scout team LBs and secondary. He compiled weekly scouting reports and breakdowns of upcoming opponents defenses and also coordinated Auburn's summer football camps.

Son of Joe and Marlene Hortiz, Joe attended Salesianum (Wilmington, DE) HS and enjoys golfing and fishing. He and his wife, Jennifer, reside in Baltimore, MD.

COACHING BACKGROUND: 1995-97 (Auburn)



DANIEL JEREMIAH
AREA SCOUT - WEST

YEARS WITH RAVENS: 4

YEARS IN NFL: 4

COLLEGE: APPALACHIAN STATE

HS: CHRISTIAN (EL CAJON, CA)

BORN: 12/5/77, FORT WAYNE, IN

Daniel Jeremiah is in his 2nd year as an area scout covering the West for the Ravens. Along with the team's other West area scout, Andy Weidl, he evaluates talent primarily from the Pac-10, Mountain West and WAC conferences. The Ravens selected 4 players from Daniel's area in last spring's NFL Draft, including 1st-rounder DT Haloti Ngata (Oregon).

Jeremiah was a Ravens' personnel assistant in his 1st 2 years with the club (2003-04), and worked both with the college and pro scouting staffs. Prior to joining the Ravens, he was a production assistant for ESPN's *Sunday Night Football* from 2001-02. For 3 years, Daniel also worked NFL Draft weekend as Chris Mortensen's assistant at Madison Square Garden.

The San Diego native graduated from Appalachian State in 2000 with a degree in broadcast management & marketing. Jeremiah, Appalachian State's starting QB for 3 years, was a college teammate of current Ravens TE Daniel Wilcox. He transferred from Northeast Louisiana after 2 seasons (1996-97). While there, Daniel played with Ravens FB Alan Ricard, Miami Dolphins WR Marty Booker and San Diego Chargers LB Steve Foley.

Daniel was a 3-sport star at Christian (El Cajon, CA) HS, a QB in football, a point guard in basketball and an outfielder in baseball. He and his wife, Merae, have 3 children: daughters Lauren (5) and newborn Makenna, and son Ryland (3). The family resides in Murrieta, CA.



LIONEL VITAL NATIONAL SCOUT

YEARS WITH RAVENS: 3

YEARS IN NFL: 17

COLLEGE: NICHOLLS STATE

HS: LOREAUVILLE (LA)

BORN: 7/15/63, NEW IBERIA, LA

Lionel Vital, in his 2nd year as the Ravens' national scout, works with director of college scouting Eric DeCosta to cover schools across the country. Vital re-joined the Ravens after spending 5 years with the New England Patriots as their assistant director of college scouting. Vital's 1st stint in Baltimore was the team's inaugural year (1996).

While with the Patriots, Vital was the team's national college scout his 1st year (2000), but was promoted to assistant director a year later. The Loreauville, LA, native worked closely with Patriots vice president of player personnel Scott Pioli and scouting director Thomas Dimitroff.

Vital entered the NFL scouting ranks with the Cleveland Browns in 1991, after being hired by Bill Belichick as a talent scout. He remained with the team through the 1995 season, and made the move to Baltimore in 1996 before re-joining Belichick with the NY Jets in 1997. Vital spent 3 seasons (1997-99) in New York as a talent scout and covered the Southeast region.

Prior to his appointment with the Browns, Vital was the director of player personnel for the Montreal Machine of the World League of American Football (1990-91).

As a RB, Vital was drafted by the Washington Redskins in the 7th round of the 1985 NFL draft after establishing a then-school rushing record at Nicholls State. He missed his rookie season (injury) and was waived in 1986. In 1987, he re-signed with Washington and appeared in 3 games, rushing for 346 yards and 2 TDs on just 80 carries (4.3 avg.). Vital signed with Buffalo after being released by the Redskins in 1987. Following the season, he signed a contract with the Chicago White Sox as an outfielder, but soon returned to the NFL to pursue his football career.

Lionel enjoyed a short stint at Detroit (1988) before completing his playing career with the Saskatchewan Rough Riders of the CFL from 1989-90.

Vital majored in criminal justice at Nicholls State. He was an All-District football player at Loreauville (LA) HS. He also earned All-State honors as an outfielder in baseball. Lionel resides in Loreauville, LA.

NFL/PRO PLAYER EXPERIENCE: 1985, 1987 (Washington Redskins); 1987 (Buffalo Bills); 1988 (Detroit Lions); 1989-90 (CFL's Saskatchewan Rough Riders)

1ST-ROUND DRAFT SUCCESS

Ozzie Newsome and his staff have an impressive track record of drafting success. Since 1996, the Ravens have taken part in 11 drafts and have selected a total of 13 players in the 1st round. Of those, 10 1st-round picks are currently on the roster (Peter Boulware, Retired; Duane Starks, Oakland; and Travis Taylor, Minnesota). Ravens 1st-round draft picks have performed at a superior level and earned numerous accolades, including 24 Pro Bowls.

DRAFT YEAR	POS.	PLAYER	PRO BOWLS
1996	T	Jonathan Ogden	9
1996	LB	Ray Lewis	7
1999	CB	Chris McAlister	2
2000	RB	Jamal Lewis	1
2001	TE	Todd Heap	2
2002	S	Ed Reed	2
2003	LB	Terrell Suggs	1
2003	QB	Kyle Boller	--
2005	WR	Mark Clayton	--
2006	DT	Haloti Ngata	--



ANDY WEIDL

AREA SCOUT - WEST

YEARS WITH RAVENS: 2

YEARS IN NFL: 9

COLLEGE: VILLANOVA

HS: MT. LEBANON (PITTSBURGH, PA)

BORN: 5/24/74, LITTLE ROCK, AR

Andy Weidl, along with the team's other West area scout Daniel Jeremiah, covers the West Coast schools for the Ravens. Andy evaluates players from the Pac-10, Mountain West and Sunbelt conferences, but his primary focus is on assessing talent from schools in Arizona, New Mexico, Nevada and Utah.

Prior to joining the Ravens in 2005, Weidl spent 5 years with the New Orleans Saints, his 1st 3 as the team's National Combine Scout (2000-02) and the last 2 as Northeast area scout, covering mainly Big East and ACC schools. Prior to joining the Saints, Andy spent 2 years as a player personnel assistant for the Pittsburgh Steelers (1998-99). While there, he assisted in evaluating both college and professional players. Before joining the Steelers, Weidl worked as a sports reporter covering high school sports for CN8 in Philadelphia (1997). Weidl also served as a CN8 analyst for HS football games.

Weidl was a 4-year starter as an offensive lineman at Villanova, while earning his degree in communications (1996) and as a graduate student. Andy received his master's in human organizational science in 1997. He was awarded the Thomas J. Burke Award "for most consistent performance and dedication" at Villanova.

The Pittsburgh native attended Mt. Lebanon (Pittsburgh, PA) HS and currently resides in Phoenix, AZ.



JEREMIAH WASHBURN

AREA SCOUT - SOUTHWEST

YEARS WITH RAVENS: 4

YEARS IN NFL: 4

COLLEGE: ARKANSAS

HS: SHELBY (NC)

BORN: 6/17/77, BOONE, NC

Jeremiah Washburn is in his 2nd year as the Ravens' area scout for the Southwest. Washburn, who spent 2 seasons (2003-04) with the team as a player personnel assistant, covers schools from the Big 12, SEC, WAC and Conference-USA. Last spring, Baltimore selected G/C Chris Chester (2nd round, Oklahoma), TE Quinn Sypniewski (5th, Colorado), P Sam Koch (6th, Nebraska) and CB Derrick Martin (6th, Wyoming) in the NFL Draft, all of whom were from Washburn's area.

Prior to his appointment as area scout, Jeremiah's duties with the team included assisting in pro scouting (some advance scouting of upcoming opponents, unrestricted free agents, NFL Europe and other free agents), and assisting college scouting director Eric DeCosta in preparation for the NFL Draft by doing cross checks for schools on the East Coast.

Washburn, who started his NFL career with the Carolina Panthers as a football operations assistant (2002), was a 2-year graduate assistant for the Arkansas athletic department while earning his MBA. He was a 3-year OG for the Razorbacks' offensive line. An international economics major, Washburn attended Shelby (NC) HS.

Jeremiah's father, Jim, has been the Tennessee Titans' defensive line coach for the last 8 years. Jeremiah and his wife, Susan, live with their 4-year-old daughter, Ally, and their son, Andrew (2), in Frisco, TX.



KEVIN BYRNE
 SENIOR VICE PRESIDENT OF
 PUBLIC & COMMUNITY RELATIONS

YEARS WITH RAVENS: 11
YEARS IN NFL: 28
YEARS WITH FRANCHISE: 26
COLLEGE: MARQUETTE
HS: ST. EDWARD (LAKEWOOD, OH)
BORN: 8/20/49, CLEVELAND, OH

Kevin Byrne has been an integral part of the franchise for the past 26 years...The Cleveland native oversees the Ravens' public and community relations departments, plus the content for the club's various communications vehicles, including the team website and all print publications...Byrne's activities for the franchise through the years have included contract negotiations, directing the team's marketing department and serving on committees to interview and select head-coaching candidates.

Byrne coordinated the start of the team's television productions in Cleveland when the Browns were the 1st NFL team to produce their own preseason games and weekly TV shows...When they left Cleveland, the team was producing 5 weekly TV shows, including *Browns Insider*, which was nominated for a local "Emmy" for "best sports programming" 3 of 5 years (1990-94)...In 1977, his 1st year in the NFL, Kevin was the PR director for the St. Louis Cardinals...Two years later, he became the director of public affairs for Trans World Airline (1979-80).

Prior to the NFL, from 1974-77, Byrne was sports information director at his alma mater, Marquette University...He worked with the legendary Al McGuire and the Warriors' 1977 NCAA basketball champions...Byrne's 1st job after graduation was as an SID at the University of Missouri-St. Louis...Byrne earned a degree in journalism from Marquette University (1971), where he was selected to Alpha Sigma Nu, the National Jesuit Honor Society, and was a 4-year member of Marquette's wrestling team...Kevin is a graduate of St. Edward (Lakewood, OH) HS, where he is a board member and former chairman of the school's Board of Trustees...He received the St. Edward Alumnus of the Year Award in 2000...Byrne is chairman of the Board of Goodwill Industries of the Chesapeake...He has chaired the annual Gridiron Halloween party, which has raised over \$600,000 for Goodwill.

For 12 years (1985-96), he was the chairman of the NFL's Pro Football Writers' Liaison Committee and has been *invited by the NFL to work 21 Super Bowls and 2 Pro Bowls*...Along with the Ravens' sr. director of publications, Francine Lubera, Byrne co-wrote *Super Journey: Diary of the Ravens World Championship Season* following the Super Bowl XXXV victory (34-7) over the NY Giants...The NFL has also selected him to make a number of media relations and crisis management presentations at league meetings, including a seminar with NFL coaches in 2004 and 2006 and to NFL front office managers in 2003 and 2005 at the Stanford Graduate School of Business.

Kevin and his wife, Sally, have 4 children, all of whom are college graduates: daughter, Shannon, and sons, Sean, Tim and Conor. The family resides in Monkton, MD.

RAVENS 2006
RADIO AND TV PROGRAMMING

RADIO SHOW	DAY	TIME	RADIO STATION
Brian Billick Show	Tuesday	6 PM	WBAL 1090 AM
1 Winning Drive	Wednesday	7 PM	WBAL 1090 AM
Ravens Game Plan	Friday	6 PM	WBAL 1090 AM
TV SHOW	DAY	TIME	TV STATION
Ravens Report	Saturday	7:30 PM	Fox-45
Ravens Wired	Tuesday	10 PM	WNUV-54



DENNIS MANNION

SENIOR VICE PRESIDENT OF BUSINESS VENTURES

YEARS WITH RAVENS: 7

YEARS IN NFL: 7

COLLEGE: MASSACHUSETTS

HS: MT. LEBANON (PITTSBURGH, PA)

BORN: 8/1/59, TARRYTOWN, NY

Dennis Mannion, senior vice president of business ventures, is responsible for all of the team's business ventures, overseeing all revenue, image, and brand-generating properties...He leads all Ravens broadcasting, new media, corporate sales, marketing, stadium events, retail sales, concession sales, ticket sales and operations...Dennis is responsible for the development and growth of the Ravens' team revenue and brand.

A 25-year veteran of professional team sports, Mannion originally joined the Ravens as vice president/business development and marketing in December 1999.

Prior to his appointment with the Ravens, Mannion served as senior vice president at Ascent Sports, owner of the NHL's Colorado Avalanche, NBA's Denver Nuggets and the Pepsi Center, where both teams play...From 1997-99, Dennis handled all business operations of both clubs...During his tenure, he transitioned the teams' operations to the newly-built Pepsi Center and signed the agreement for the 2000 NHL All-Star Game.

Mannion served 16 seasons with the Philadelphia Phillies from 1982-97, including the last 8 years as VP of marketing...Mannion was noted for enhancing the fan experience at Veterans Stadium and was named as a *"40 Under 40" award winner* in 1996 by the *Philadelphia Business Journal*. The Phillies received MLB Marketing Excellence awards in 1984 and 1986...He was instrumental in both the acquisition and the staging of the 1996 MLB All-Star Game in Philadelphia.

Mannion, who graduated magna cum laude from the University of Massachusetts in 1981 with a B.S. in business and sports management, received the "Distinguished Alumnus Award" from his alma mater in 1998...Dennis currently serves on the NFL Business Ventures Committee, the Baltimore Better Business Bureau, the Baltimore Classic Fund, the Camden Yards Sports and Entertainment Commission and is the founder of the Ravens All Community Team...Among only a handful of professional sports executives with experience in all 4 major sports leagues, Dennis has been a part of 2 MLB World Series, a MLB All-Star Game, NHL Conference Championships, and a Super Bowl.

The Tarrytown, NY, native and his wife, Pam, are parents of 5 children: Ryan (24), Kate (23), Allie (21), Kellen (20) and Tatum (10)...The family resides in Reisterstown, MD.

THE RAVENS BRAND





BILL TESSENDORF
VICE PRESIDENT OF MEDICAL SERVICES

YEARS WITH RAVENS: 11
YEARS IN NFL: 34
YEARS WITH FRANCHISE: 34
COLLEGE: NORTHERN ILLINOIS
HS: LUTHER HS NORTH (CHICAGO, IL)
BORN: 11/26/49, CHICAGO, IL

Bill Tessendorf, named the Ravens' vice president of medical services in 2005, is in his 34th season with the franchise...He is the *2nd-longest tenured trainer in the NFL* (John Omohundro has been with the Arizona Cardinals for 38 years).

Bill and his assistants, Mark Smith (who has been with the club since 1979), Kevin Domboski and Kyle Schimmoeiler, have earned the reputation as one of the top training staffs in the league.

Tessendorf was inducted into the Northern Illinois Athletic Hall of Fame in 2000 and the Ohio Athletic Trainers' Hall of Fame in Athens, OH, in April, 1999. Tessendorf also received the *1998 National Athletic Trainers Association's (NATA) Most Distinguished Athletic Trainer Award*.

In 1989, Bill's crew was honored as the "NFL's Athletic Training Staff of the Year" by the Professional Football Athletic Trainers Society...The group was recognized at the annual Ed Block Courage Awards banquet held in Baltimore.

The Ohio Athletic Trainers' Association recognized Bill's talent by bestowing upon him the *Clinical/Professional Trainer of the Year Award in May of 1989*.

Tessendorf 1st joined the Browns as an assistant trainer in 1973 while working towards his master's degree in exercise physiology, which he received from Kent State University in 1976...He did his undergraduate work at Northern Illinois University, graduating with a B.S. in education in 1971...Under KSU coach Don James, Bill was a graduate assistant for a year, then took a job as an elementary school teacher in the DeKalb (IL) public school system (1972).

In the summer of 1972, Tessendorf worked with former veteran Browns trainer Leo Murphy...Bill served as treasurer of the Professional Football Athletic Trainers Society for 10 years...He is also past President of the Great Lakes Athletic Trainers Association.

As he did with the Cleveland Browns' facility in 1990-91, Bill coordinated the construction and design of the new Ravens' training complex, which opened in October 2004...Bill and his wife, Nan Jean, and daughter, Amy, a recent University of Maryland graduate, live in Carroll County, MD.



Bill Tessendorf (right) helped S Ed Reed off the field along with team doctor Dr. Andy Tucker (far left).



JEFF GOERING
CHIEF FINANCIAL OFFICER

YEARS WITH RAVENS: 8

YEARS IN NFL: 8

COLLEGE: ROCKHURST UNIVERSITY

HS: MCPHERSON (KS)

BORN: 12/29/67, TULSA, OK

Jeff Goering, who joined the club in October 1999, was recently promoted to chief financial officer...Jeff oversees all functions of the finance department, including the organization's financial reporting and budgeting processes, and is also the chief financial liaison with the club's audit/tax advisors and various stadium partners.

Prior to his appointment as CFO, Goering was the team's senior director of Finance, handling many of the same duties he currently...He spent his 1st 5 years with the Ravens as the team's controller, supervising the finance staff, as well as preparing financial statements, coordinating financial audits and administering the budget process for the club...Prior to joining the Ravens, Goering was a senior consultant for PricewaterhouseCoopers in Dallas from 1997-1999...While with PwC, he worked with a number of sports facilities, preparing financial feasibility studies, market assessments and economic impact analyses for proposed new or expanded sports facilities.

While earning his master's of science in sports management (1998) from the University of Massachusetts, Goering worked as a consultant in the evaluation and preparation of Boston Red Sox salary arbitration cases...Jeff was also a graduate assistant for the UMass Athletic Department Business Office from 1996-97.

Goering spent a year in the Philippines as a community development volunteer for the Presbyterian Church, USA, from July 1995 to August 1996...From 1991-95, Jeff was an audit senior at Ernst & Young in Kansas City, MO, and supervised financial statement audits for various clients, including manufacturing, telecommunications and government organizations.

Jeff, who serves as the treasurer for the Ravens All Community Team Foundation, earned his CPA certificate in 1992, after graduating with a B.S. in business administration from Rockhurst (Kansas City, MO) University...Goering, who was a varsity basketball player at Rockhurst, attended McPherson (KS) HS. He and his wife, Sheryl, live in Clarksville, MD with their daughters Olivia (5), Caroline (3) and newborn son Daniel.

DID YOU KNOW?



In addition to NFL football, M&T Bank Stadium has hosted concerts such as Metallica and the HFStival, sporting events that included the 2003 & 2004 NCAA Lacrosse Championships, the 2005 & 2006 ACC Lacrosse Championships and the Army-Navy Game (Dec., 2000). It is the sports home of the annual high school traditional games held each November between City and Poly and Calvert Hall and Loyola. M&T Bank Stadium also hosted the Navy-Notre Dame game in November 2002 and the Maryland-Georgia Tech game (1998). M&T Bank Stadium again hosts the Navy-Notre Dame game this year (10/28/06). In 2007, the stadium will host the Army-Navy game for the 2nd time.



ED CARROLL
EQUIPMENT MANAGER

YEARS WITH RAVENS: 11
YEARS IN NFL: 18
YEARS WITH FRANCHISE: 18
JOINED AIR FORCE: 1964
HS: EUCLID (OHIO)
BORN: 12/11/46, CLEVELAND, OHIO

Ed Carroll, the *2003 NFL Equipment Manager of the Year*, is in his 18th year with the franchise, his 17th as the team's equipment manager...Ed has become a virtual radio icon with his almost daily appearances at training camp on various morning shows...His humorous anecdotes are legendary...Nicknamed "Eddo" by the players, Carroll's best career memory is the Super Bowl XXXV victory and being able to celebrate the moment with his wife and children.

Ed handles all of the Ravens' football equipment needs, from outfitting the players with game uniforms to providing footballs and other practice equipment to supplying the coaches and players with Ravens gear...Carroll is responsible for the safety of the players by providing them with the proper equipment on the field.

A Cleveland native who moved to Baltimore with the team in 1996, Carroll became the Browns' equipment manager in 1990, re-joining the organization after originally spending a year as assistant equipment manager in the early 1980s.

Carroll spent 6 years as a sales representative for Riddell, the official helmet supplier of the NFL...He handled Riddell promotions for NFL teams and colleges from the Pac 10 and other conferences in 13 western states...While at Riddell, Carroll learned the mechanics of the equipment and its proper function...He was originally exposed to sports equipment in the early 1970s when he assisted his longtime friend, and former Notre Dame All-America QB Tom Schoen, who bought Olympic Sports, a sporting goods store in Cleveland.

Each year, one of the highlights of the Ravens' Football 101 program is the equipment presentation Ed gives...He has also contributed as a fan forum guest speaker at the team's annual Spring Football Festival...Among the NFL committees on which Carroll has served are the NFL Mild Traumatic Brain Injuries Committee, where equipment managers determine ways to help lessen concussions, and the NFL Equipment Managers Committee, on which he currently serves...The committee reviews new sports products before they are marketed.

Carroll spent 4 years in the United States Air Force as an air traffic controller stationed in Germany...He has 2 sons, Jason and Adam, and 2 grandchildren, Adam and Katelyn...Ed and his wife, Suzanne, live in Westminster, MD.



Equipment manager Ed Carroll works on CB Chris McAlister's shoulder pads prior to the start of the Lions' game last year.

2006 BALTIMORE RAVENS ASSOCIATES



MARK BURDETT
Senior Director,
Media Sales &
Business Development




BOB ELLER
Senior Director,
Operations



BILL JANKOWSKI
Senior Director,
Information Technology



**BAKER
KOPPELMAN**
Senior Director, Ticket
Sales & Operations



FRANCINE LUBERA
Senior Director,
Publications



PAM LUND
Executive Assistant to
the Owner &
Office Manager



LARRY ROSEN
Senior Director,
Broadcasting



ROY SOMMERHOF
Senior Director,
Stadium Operations



THERESA ABATO
Director, Premium
Services & Suites



KENNY ABRAMS
Director,
Community Relations



ED BURCHELL
Director,
Corporate Partnerships



JIM COLLER
Controller



DON DIRADDO
Director, Broadcasting
Administration



LISA DIXON
Director,
Marketing



JON DUBE
Director, Football
Video Operations



DON FOLLETT
Director,
Fields & Grounds/
Head Groundskeeper



NICK FUSEE
Senior Network
Administrator



**ELIZABETH
JACKSON**
Director, Human
Resources



KEVIN ROCHLITZ
Director,
Corporate Sales



DARREN SANDERS
Director,
Security



CHAD STEELE
Director, Media
Relations



ERIN STEWART
Director,
Corporate Sales
Administration



MARK BIENVU
Assistant Director,
Football Video
Operations



KEVIN DOMBOSKI
Assistant
Athletic Trainer



**KYLE
SCHIMMOLLER**
Assistant
Athletic Trainer

2006 BALTIMORE RAVENS ASSOCIATES



MARK SMITH
Assistant
Athletic Trainer



**DANA
BLANKENBILLER**
Mgr., Media Traffic
& Business Dev. Admin.



MIKE BURKE
Manager, Ticket Sales
& Hospitality



JOHN CLINE
Manager, Event &
Guest Services



BRAD DOWNS
Manager,
Promotions



JOSH HARTMAN
Manager, Premium
Services & Suites



PETE HOCK
Manager,
SMARTVISION



ROSS HOLLEBOM
Manager,
New Media Services



VERNON HOLLEY
Security
Manager



PATTI HOLTERY
Payroll
Manager



DARIN KERNS
Assistant Equipment
Manager



REBA KOPPELMAN
Senior
Accountant



**MELANIE
LEGRANDE**
Community Relations
Manager



KEN LISSE
Manager,
Design



LAURYN LUKIN
Manager,
Broadcasting



**JESSICA
MARKISON**
Exec. Asst. & Football
Admin. Manager




KEITH MATHEWS
Facilities Maintenance
Manager



**ADAM
MAZALEWSKI**
Manager, Ticket
Operations



RAY NAIMOLI
Manager, Media Sales
& Business
Development



**MICHAEL
PRESTON**
Manager, New
Media Administration



**MARISOL
RENNER**
Public Relations
Manager



JOAN SIERACKI
Travel
Manager




JOBIE WALDT,
FMA, Manager,
Stadium Operations



T.J. A'BECKET
Coordinator, Ticket
Operations
& Distribution



ROY ANDERSON
Player Personnel
Assistant



MARK AZEVEDO
Player Personnel
Assistant



MOLLY BELL
Coordinator,
Stadium Operations



PAIGE BOYLE
Corp. Acct. Exec.,
Media Sales & Business
Development




ED BROWN
Security



MEGAN COLLINS
Coordinator, Fan
Development & Special
Events




RENEE COUELL
Security




MIKE DUFFY
Website Content
Writer & Coordinator




ERIC EVERS
Groundskeeper



COLLIN FERGUSON
Football Video
Operations
Assistant



BRYAN FILKINS
Assistant
Groundskeeper



AMY GARDNER
Accounts Payable
Coordinator



PATRICK GLEASON
Public Relations
Assistant



ANDI GOODWIN
Coordinator,
Advertising & Research



**MILT
HENDRICKSON**
Player Personnel
Assistant



JENNIFER HINKLE
Coordinator,
New Media Services



KATE KAISER
Coordinator,
Corporate Sales



SEAN KAUFFMAN
Fields &
Grounds Supervisor



BRIAN KASABULA
Coordinator,
Fan Development




TONI LEKAS
Receptionist



**MEGAN
MCLAUGHLIN**
Exec. Asst. to the
Head Coach & Coaching



JAY O'BRIEN
Coordinator,
Broadcasting



P.J. PETEL
Groundskeeper



BERNIE STAWSKI
Representative, Ticket
Sales & Hospitality



MARTY TELLER
Coordinator,
Premium Services



KEITH WELDON
Coordinator,
Fan Affinity



KENNY WELSH
Security




VALARIE WIDEMAN
Receptionist



BRANDON WILLIAMS
Characters
Coordinator



JARED WILLIAMS
Staff Accountant



KRISTIN YATES
Coordinator, Customer
Service &
Communications

ASSOCIATES • ADVISORS • GAME ENTERTAINMENT • PART-TIME ASSOCIATES



LAURA YOUNG
Executive Assistant
Business Ventures



RON SHAPIRO
Special Advisor
to the Owner



TINA GALDIERI
Cheerleaders
Coordinator



PHIL HOFFMANN
Team
Photographer



JOHN ZIEMANN
Band
Coordinator




SUSAN COLE
Public Relations
Administrative Asst.



ROD HAIRSTON
Team
Chaplain



MAGGIE LITZ
Personnel
Administrative Asst.



BUD REINECKE
Supervisor

TEAM PHYSICIANS • MEDICAL STAFF



DR. ANDREW TUCKER
Head Team
Physician



DR. LEIGH ANN CURL
Chief Orthopedic
Surgeon



DR. JANICE FURST
Team
Psychologist



DR. RICHARD HINTON
Associate Team
Physician



SUE JAMES
Team
Nutritionist



DR. RICHARD LEVINE
Associate Team
Physician



DR. DAVID MCDUFF
Team Assistance
Physician



DR. LES MATTHEWS
Associate Team
Physician



DR. DOUGLAS MILLER
Team Chiropractor



DR. ALAN SOKOLOFF
Team Chiropractor



The Official
Medical Team for
the Baltimore Ravens

Meet Jim.

A 35-year-old computer
programmer, father, and
avid Ravens fan.

This morning, he showed his son the fine art of a good tackle. This afternoon, he'll call **UNION MEMORIAL SPORTS MEDICINE** for his sports injury.

Why? Because we're the official medical team of the Baltimore Ravens. And, even though Jim's not a pro, he can be sure that he'll be treated by a specialist with more than 25 years of experience. And since we're trusted by the Ravens, Jim knows we'll have him back in the game in no time.

Call **1-888-44SPORT** for more
information or log on to
unionmemorial.org/sports.



Union Memorial
Sports Medicine

MedStar SportsHealth

Let **Union Memorial Sports Medicine** get you back in the game.

BALTIMORE RAVENS IN THE COMMUNITY

RAVENS ALL COMMUNITY TEAM

The All Community Team is a partnership among the Baltimore Ravens, the players and members of the corporate community, including title sponsor, M&T Bank. WR Mark Clayton, S Ed Reed and CB Chris McAlister (right) joined other teammates and corporate sponsors at the annual ACT Auction Party last December. Through the All Community Team's efforts, over \$500,000 was raised for player foundations and Baltimore-based charities in 2005.



GRIDIRON HALLOWEEN

QB Kyle Boller and WR Mark Clayton joined TE Todd Heap as the co-hosts of the 6th annual Gridiron Halloween Party benefiting Goodwill Industries of the Chesapeake. More than 500 people attended the event, which included a delicious menu, silent auction and plenty of fun and games. Close to \$100,000 was raised for Goodwill programs in 2005. K Matt Stover (right) and his family dressed as the "Incredibles."



FAN APPRECIATION DAY

The Ravens held a "Thank the Fans Day" and went throughout the community as part of the team's 10th-season celebration. The entire team, including Ravens owner Steve Bisciotti and head coach Brian Billick, visited 10 locations. Players met with fans, signed autographs and distributed commemorative "Thank-You" decals. Locations visited included Baltimore's Inner Harbor (right), City Hall, the Aberdeen Maryland Air National Guard base and area schools and hospitals.



RAVENS RAISE FUNDS


The Ravens collected funds from fans for Hurricane Katrina relief efforts. The fans' contribution, combined with funds from the Ravens' family totalled \$1.2 million. The team hosted the 10th Annual Family Food Drive with Von Pa ris and the Maryland Food Bank to collect food and money from fans (right). Over 7,000 lbs. of food and \$15,000 went to soup kitchens, food pantries and emergency shelters during the holidays.



BALTIMORE RAVENS IN THE COMMUNITY

SPRING FOOTBALL FESTIVAL

Over 20 Ravens players attended the 9th Annual Ravens' Spring Football Festival at M&T Bank Stadium last May, including S Ed Reed, LB Bart Scott, RB/RS B.J. Sams and LB Adalius Thomas. The festival featured interactive games, a locker room tour, autograph signings and the introduction of the new Ravens' rookie class. G Keydrick Vincent (right) directed the fans' BINGO game.



RAVENS GIVE THANKS

In the spirit of the season, several Ravens players provided Thanksgiving fixings to over 1,200 families who were able to enjoy meals in their homes for the holiday. LB Ray Lewis (right), WR Mark Clayton, S Ed Reed, CB Chris McAlister and the Ravens' running backs were across Baltimore and beyond distributing turkeys, stuffing and all the traditional fixings to families in need.




HOMETOWN HUDDLE

Each year, Ravens players, coaches and staff refurbish homes with Sandtown Habitat for Humanity through the NFL/United Way Hometown Huddle. In Oct. '06, along with volunteers from M&T Bank, United Way and Baltimore government agencies, the Ravens will present a refurbished house to the Duplessis family, who were displaced from New Orleans in 2005 by Hurricane Katrina.



ED REED'S L.O.R.D.S. PROGRAM


The entire Booker T. Washington Middle School participates in the L.O.R.D.S. program, S Ed Reed's signature program that offers rewards to students who reach certain incentives, based on homework completion, attendance and behavior. Reed, who frequently visits the school, provides Ravens tickets, hosts students at the Ravens' facility for practices and has provided lunch for students at ESPN Zone.



BALTIMORE RAVENS IN THE COMMUNITY

HOLIDAY CHEER

For the Dec. holidays, several players hosted youth around the area in special shopping events. WR Derrick Mason (right) and CB Samari Rolle donated \$10,000 for their inaugural Holiday Helpers event, where 100 youth received \$100 gift certificates for holiday shopping at Target, while S Ed Reed hosted the young men of Aunt Hattie's Place with \$250 gift certificates to Dick's Sporting Goods.



BIG ED'S BAND

G Edwin Mulitalo established Big Ed's Band Foundation to develop the gift of music in children by supporting the growth and development of instrumental music. In 2005, Edwin hosted "Mulitalopalooza," a night of musical celebration, and the 3rd Annual Big Ed's Band Luau. The events generated over \$75,000 which allowed the foundation to adopt an additional 17 Baltimore school music programs. This year's luau is Oct. 19 at Michael's 8th Avenue in Glen Burnie.




RAVENS POSE FOR POOCHES

For the 2nd year, several Ravens players, coaches and staff posed with their pets and some rescued dogs from local shelters for the 2006 Friends of the Baltimore Animal Shelters (FOBAS) calendar. QB Kyle Boller and LB Adalius Thomas (shown), C Mike Flynn, WR Derrick Mason and defensive coordinator Rex Ryan were among the Ravens featured. Proceeds from the sale of the calendars benefit the Baltimore Animal Rescue and Care Shelter (BARCS).



LIVING CLASSROOMS

The Living Classrooms Foundation is a charitable partner of the Ravens All Community Team Foundation. Through this partnership, each week a Ravens' player visits the Living Classrooms education campus in Baltimore. T Adam Terry (right) was among the players who visited the campus and spoke to Crossroads Middle School students and participants in the Fresh START program.



RAVENS ALL COMMUNITY TEAM FOUNDATION

RAVENS ACT FOUNDATION

The Baltimore Ravens All Community Team Foundation is committed to improving, encouraging and enabling the healthy development of youth in the Baltimore area, as well as other parts of the state of Maryland. The Foundation focuses on programs that help youth, and in some cases their families, with various needs, including housing, hunger, education, athletics and mentoring.

Some of the Current Charitable Partners are:

Aunt Hattie's Place
Boys Hope Girls Hope
Living Classrooms
Paul's Place Outreach Center
Sandtown Habitat for Humanity
St. Vincent's Center

The Ravens All Community Team Foundation also works with Ravens players' foundations (see below), and staff members who volunteer with other community groups, working to improve the quality of life for youth in Baltimore, as well as other parts of the state of Maryland.

RAVENS PLAYER FOUNDATIONS

Kyle Boller
Kyle Boller Fund

Jamal Lewis
Another Love for One
Foundation

Ray Lewis
Ray Lewis Foundation
www.raylewis52.com

Derrick Mason
Derrick Mason Foundation

Chris McAlister
Chris McAlister Foundation
www.chrismcalister21.com

Edwin Mulitalo
Big Ed's Band Foundation
www.bigedsband.com

Steve McNair
Steve McNair Foundation
www.officialstevemcnair.com

Jonathan Ogden
Jonathan Ogden Foundation
www.jonathanogdenfoundation.org

Ed Reed
Eye of the Hurricane Foundation

Samari Rolle
Rolle With Me Foundation

Matt Stover
Matt Stover Foundation
www.mattstoverfoundation.org

Adaluis Thomas
Adaluis Thomas S.L.A.S.H. Fund
www.adslashfund.org

Daniel Wilcox
Empowerment M.I.N.D.S. Foundation




The Derrick Mason Foundation
Receiving on the Field. Giving in the Community.



Covering the Field and the Community





38 NIKE ANDERSON
RUNNING BACK

YEARS IN NFL: 7
HT: 6-0 **WT:** 230
COLLEGE: Utah
HS: Fairfield Central (Fairfield, SC)
BORN: 9/21/73, Winnsboro, SC
JOINED RAVENS: Free Agent, 2006

GAMES PLAYED/STARTED: (2000, 16/12); (2001, 16/7); (2002, 15/12); (2003, 12/5); (2004, IR); (2005, 15/15) **TOTAL 74/51**

PLAYOFFS: (2000, 1/1); (2003, 1/0); (2005, 2/2) **TOTAL 4/3**

TRANSACTIONS: Signed with the Baltimore Ravens as a free agent on 3/14/06...Placed on injured reserve (groin) by the Denver Broncos on 8/31/04...Signed by Denver as a draft choice 7/14/00 after being drafted in the 6th round (189th overall) in the 2000 draft.

PRO: *NFL Offensive Rookie of the Year* in 2000 who has 2 1,000-yard seasons to his credit...Has also played FB during his career, blocking for Clinton Portis in 2002 and 2003, helping him to back-to-back 1,500-yard seasons...Started 15 regular season games, gaining 1,014 yards on 239 carries, including 12 TDs with a long of 44 in 2005...Also pulled in 18 catches for 212 yards and a *career-long 66-yard TD reception*...Helped the team gain the 2nd-most rushing yards (2,539) in Denver history on the 4th-most rushes (542) for the 4th-best rushing average (4.68) in team annals...Finished tied for 4th in the AFC and 5th in the NFL among non-kickers scoring with 78 points...Helped 2005 Broncos become just the 3rd team in NFL annals with 2 900-yard rushers (Anderson and Tatum Bell), a 1,000-yard receiver (Rod Smith) and a 3,000-yard passer (Jake Plummer)...Anderson also started both playoff games, carrying the ball 28 times for 105 yards (3.8 ypc) and 3 TDs as well as pulling in 4 receptions for 25 yards...Was placed on Injured Reserve (8/31) after tearing 2 muscles in his groin in Denver's **4th preseason game vs. Hou. (8/27)** and missed the 2004 season...Anderson played 12 regular-season games (5 starts) as the Broncos' primary FB and rushed for 257 yards on 70 attempts (3.7 avg.) with 3 TDs in 2003...He added 12 receptions for 53 yards (4.4 avg.) with 2 TDs and totaled 4 tackles on special teams...He missed games 10-13 because of a suspension for violating the NFL's substance-abuse policy in 2003...Anderson led the way for RB Clinton Portis to rush for 1,591 yards, his 2nd-consecutive 1,500-yard season...Anderson played all 16 games, starting 7 in 2001...Rushed for 678 yards and 4 TDs on 175 carries (3.9 avg.) while also catching 8 passes for 46 yards (5.8 avg.) with a long of 16...Named *NFL Offensive Rookie of the Year* by the *Associated Press*, *Pro Football Weekly* and *Football Digest*; *NFL Rookie of the Year* by *USA Today*; *NFL Offensive Rookie of the Month* and *AFC Offensive Player of the Month* for December, and *NFL Offensive Rookie of the Month* for September while he earned *All-Rookie* honors from *Pro Football Weekly*, *Football News* and *Football Digest* in 2000...Played all 16 regular-season games and started 12...Finished as the 3rd-leading rusher in the AFC (4th in the NFL) with a *franchise rookie-record 1,487 yards* (4th-best season in franchise history and tied for 5th-best by a rookie in NFL history to date) with 15 TDs on 297 carries (5.0 avg.) and a *career long of 80*...He also caught 23 passes for 169 yards (7.3 avg.) to give him a *franchise rookie-record 1,656 total yards* from scrimmage, 7th-most in the AFC (12th in the NFL)...*He set an NFL single-game rookie rushing record with 251 yards* at NO (12/3), a total that ranks as the 6th-highest single-game total in NFL history...His 15 TDs and a 2-point conversion gave him 92 total points for the season, 4th-most in the AFC (T-5th in the NFL)...In his last 8 starts, Anderson averaged 125.4 yards per game (1,003 yds.), and in his 12 starts overall averaged an NFL-best 121.5 yards per game...His 5.0 yards-per-carry average was the best in the AFC (3rd-best in the NFL) that season for players with 100 or more carries and ranked 3rd in Broncos franchise history (No. 1 by a rookie)...Anderson's 15 rushing TDs led the AFC (T-5th in the NFL); set a franchise rookie record; tied for 2nd most by a Bronco in a single season; tied for 2nd most by a rookie in NFL history and already placed him 8th on Denver's all-time career list...Anderson led all NFL rookies in rushing yards, TDs, rushing TDs, scoring and 1st downs (84) while ranking 2nd in total yards from scrimmage...He also ranked 4th in the AFC (T-5th in the NFL)

MIKE ANDERSON 38

in total TDs and tied for 5th in the conference in 1st downs (T-7th in the NFL)...He set an NFL single-game rookie rushing record with 251 yards at NO (12/3/00), a total that ranks as the 6th-highest single-game total in NFL history.

2005: (with Denver) Started 15 regular season games, gaining 1,014 yards on 239 carries, including 12 TDs with a long of 44...Also pulled in 18 catches for 212 yards and a *career-long 66-yard TD reception*...Helped the team gain the 2nd-most rushing yards (2,539) in team history on the 4th-most rushes (542) for the 4th-best rushing average (4.68) in team history...Finished tied for 4th in the AFC and 5th in the NFL among non-kickers with 78 points...He contributed to the 2005 Broncos being just the 3rd team in NFL annals with 2 900-yard rushers (Anderson and Tatum Bell), a 1,000-yard receiver (Rod Smith) and a 3,000-yard passer (Jake Plummer)...Anderson also started both playoff games, carrying the ball 28 times for 105 yards (3.8 ypc) and 3 TDs as well as pulling in 4 receptions for 25 yards...**2005 SEASON HIGHLIGHTS:** Gained 97 yards on 21 carries, including 2 TD runs in **game 14 at Buf. (12/17)**, the game in which Denver clinched a playoff berth...He also made a 4-yard catch...Scampered for an 11-yard TD to make the score 21-10 late in the 3rd quarter against the Bills...Extended the lead to 28-10 with a 6-yard TD run in the 4th quarter...Helped set up his 2nd TD by picking up a 4th-and-1 at Buffalo's 17-yard line with a 2-yard run...His 1st rushing TD gave him sole possession of 4th place on the team's all-time rushing TD list, passing John Elway (33)...Rushed for 126 yards and 1 TD on 21 carries, and *combined with Jake Plummer (309) and Tatum Bell (107) to become the 1st team in NFL history to have 2 100-yard rushers and a 300-yard passer in the same game* in **game 8 vs. Phi. (10/30)**...Rushed for 115 yards on 23 carries, including a 22-yard run as well as catching 3 passes for 27 yards in **game 4 at Jax. (10/2)**...Posted season highs with 20 carries for 98 yards, including a season-long 44-yard TD run, on Monday Night Football in **game 3 vs. KC (9/26)**...His TD against the Chiefs tied him with Otis Armstrong in 6th place on Denver's all-time list for career rushing scores.

2004: (with Denver) Anderson was placed on injured reserve (8/31) after tearing 2 muscles in his groin in Denver's **4th preseason game vs. Hou. (8/27)**.

2003: (with Denver) Anderson played 12 regular-season games (5 starts) as the Broncos' primary FB and rushed for 257 yards on 70 attempts (3.7 avg.) with 3 TDs...He added 12 receptions for 53 yards (4.4 avg.) with 2 TDs and totaled 4 tackles on special teams...He missed games 10-13 because of a suspension (11/10 to 12/8) for violating the NFL's substance-abuse policy...Anderson led the way for RB Clinton Portis to rush for 1,591 yards, his 2nd-consecutive 1,500-yard season...**2003 SEASON HIGHLIGHTS:** Started in place of an injured Portis (ankle) in **game 15 at Ind. (12/21)**, rushing a season-high 19 times for 56 yards (2.9 avg.) with a TD...Rushed 1 time for 13 yards and caught 1 pass for a 1-yard TD in **game 7 at Min. (10/19)**...Replaced Portis at RB and rushed 14 times for 70 yards (5.0 avg.) with 1 TD while adding 2 receptions for 5 yards (2.5 avg.) before leaving the game early in the 4th quarter with an ankle injury in **game 3 vs. Oak. (9/22)**...Started at FB in **game 2 at SD (9/14)**, but replaced an injured Clinton Portis (bruised sternum) in the 2nd quarter at RB and went on to rush for 65 yards and a TD on 16 carries (3.5 avg.).

2002: (with Denver) Anderson played 15 games (12 starts) at FB, ranking 2nd on the team with 386 rushing yards on 84 carries (4.6 avg.) with 2 TDs...He also caught 18 passes for 167 yards (9.3 avg.) with a long of 52, and 2 TDs...On special teams, he returned 2 KOs for 39 yards (19.5 avg.) and made 1 tackle...He also paved the way for RB Clinton Portis to rush for 1,508 and 15 TDs...**2002 SEASON HIGHLIGHTS:** Carried the ball a season-high 12 times for 59 yards in **game 14 vs. KC (12/15)**...Caught a season-high 4 passes for 19 yards (4.8 avg.) and scored his 1st rushing TD of the season on a 2-yard run in **game 7 at KC (10/20)**...Saw action at FB (did not start because the Broncos began the game in a 2-TE set) and posted the 2nd-longest pass reception of his career, a 52-yarder from Griese, en route to a career-best 53 receiving yards in **game 6 vs. Mia. (10/13)**...He also caught a 1-yard scoring pass from Griese in the 4th quarter for his 2nd-career receiving TD...Rushed 10 times for a season-best 95 yards (9.5 avg.) and pulled in his *1st-career TD reception*, a 1-yarder in the 3rd quarter in **game 2 at SF (9/15)**.

2001: (with Denver) Anderson played all 16 games, starting 7...Rushed for 678 yards and 4 TDs on 175 carries (3.9 avg.) while also catching 8 passes for 46 yards (5.8 avg.) with a long of 16...**2001**

SEASON HIGHLIGHTS: Carried the ball 33 times for 118 yards and 1 TD after replacing Olandis Gary (fractured left fibula) in the 1st quarter in **game 11 at Dal. (11/22)**...That game marked his 2nd 100-yard game of the season and the 8th of his career...Ran for a season-high 155 yards on 22 carries (7.0 avg.) with 2 TDs with a long run of 62 in **game 4 vs. KC (10/7)**...Anderson moved into the starting lineup for the injured Terrell Davis (right knee) and carried the ball 19 times for 58 yards (3.1 avg.), including a long of 12 in **game 2 at Ari. (9/23)**.

2000: (with Denver) Was named *NFL Offensive Rookie of the Year* by the *Associated Press*, *Pro Football Weekly* and *Football Digest*; *NFL Rookie of the Year* by *USA Today*; *NFL Offensive Rookie of the Month* and *AFC Offensive Player of the Month for December*, and *NFL Offensive Rookie of the Month for September* while he earned *All-Rookie honors* from *Pro Football Weekly*, *Football News* and *Football Digest*...Played all 16 regular-season games, starting 12, and **finished as the 3rd-leading rusher** in the AFC (4th in the NFL) with a franchise rookie-record 1,487 yards (4th-best season in franchise history and tied for 5th-best by a rookie in NFL history) with 15 TDs on 297 carries (5.0 avg.) and a **career long of 80**...He also caught 23 passes for 169 yards (7.3 avg.) to give him a franchise rookie-record 1,656 total yards from scrimmage, 7th-most in the AFC (12th in the NFL)...Anderson's 15 TDs and a 2-point conversion gave him 92 total points on the season, 4th-most in the AFC (T-5th in the NFL)...In his last 8 starts, Anderson averaged 125.4 yards per game (1,003 yds.), and in his 12 starts overall averaged an NFL-best 121.5 yards per game...His 5.0 yards-per-carry average was the best in the AFC (3rd-best in the NFL) that season for players with 100 or more carries and ranked 3rd in Broncos franchise history (No. 1 by a rookie)...Anderson's 15 rushing TDs led the AFC and ranked 2nd in the NFL; set a franchise rookie record; tied for 2nd most by a Bronco in a single season; tied for 2nd most by a rookie in NFL history and already placed him 8th on Denver's all-time career list...Anderson led all NFL rookies in rushing yards, TDs, rushing TDs, scoring and 1st downs (84) while ranking 2nd in total yards from scrimmage...He also ranked 4th in the AFC (T-5th in the NFL) in total TDs and tied for 5th in the conference in 1st downs (T-7th in the NFL)...**He set an NFL single-game rookie rushing record with 251 yards** at NO (12/3), a total that ranks as the 6th-highest single-game total in NFL history...**2000 SEASON HIGHLIGHTS:** Anderson posted the best rushing day in Broncos franchise history and the 6th-best in NFL history and **set an NFL rookie record with 251 yards on a career-high 37 carries** (6.8 avg.) to earn *AFC Offensive Player of the Week* and *Müller Lite NFL Player of the Week* in **game 13 at NO (12/3)**...His day included a franchise-record 4 TDs, all on the ground, while his 37 carries tied for 2nd-most in team history...Earned *AFC Offensive Player of the Week* honors as he carried the ball 30 times for 195 yards (6.5 avg.), including a **career-long 80-yard TD run** in the 4th quarter in **game 12 at Sea. (11/26)**...He rushed for a career-best 153 yards in a half (2nd), including his 1st 100-yard quarter (115 in the 4th)...He logged his 3rd 100-yard game of the season in **game 7 vs. Cle. (10/15)** with 103 yards on 20 carries (5.2 avg.), including a 26-yard TD, his longest run of the day...**Made his 1st NFL start**, filling in for the injured Davis, and rushed for 131 yards and 2 TDs on 31 carries (4.2 avg.) in **game 2 vs. Atl. (9/10)**...In that game, Anderson became the 1st player in Denver franchise history to rush for more than 100 yards in his 1st start.

COLLEGE, PERSONAL: Anderson was a 2-time All-Conference player at the University of Utah, where he finished his 2-year career with the best per-game rushing average in school history (102.4 avg.)...Led the Western Athletic Conference in rushing as a junior with 1,173 yards and 12 TDs on 244 carries (4.8 avg.)...Served as team captain in his senior campaign when he rushed for 1,231 yards and 12 TDs on 229 carries (5.4 avg.) to earn All-Mountain West Conference honors...His 254 rushing yards in the 1999 Las Vegas Bowl set a new school record in his final collegiate game and followed a 204-yard outburst on 32 carries (6.4 avg.) in his final regular season game vs. New Mexico...Transferred to Utah from Mt. San Jacinto Community College (San Jacinto, CA), where he was a 2-time JUCO All-American (1996-97) and the team's MVP...Named California State JUCO Offensive Player in 1997 when he rushed for 1,686 yards, following a 1,511-yard season in 1996 that culminated with his team winning the LA Bowl...Graduated from Fairfield Central (Fairfield, SC) HS, where he did not compete in sports...Instead, he played drums in the school's marching band...Anderson spent 4 years in the US Marine Corps upon completion of HS...He was an exercise and sport science major at Utah...Anderson has 2 sons, Ritho (11) and Mike Jr. (5), and a daughter, Mykah Chanel (4)...Full name: Michael Moschello Anderson.

MIKE ANDERSON 38

2005 Game-By-Game

Broncos										
RUSHING					RECEIVING					
Date/Opp.	No	Yds	Avg	LG	TD	No	Yds	Avg	LG	TD
9/11 @ Mia.	4	5	1.3	3	0	0	0	0.0	0	0
9/18 vs. SD	15	49	3.3	8	0	3	41	13.7	26	0
9/26 vs. KC	20	98	4.9	44t	1	0	0	0.0	0	0
10/2 @ Jax.	23	115	5.0	22	0	3	27	9.0	14	0
10/9 vs. Was.	11	34	3.1	9	0	2	16	8.0	8	0
10/16 vs. NE	15	57	3.8	10	1	0	0	0.0	—	0
10/23 @ NYG	24	120	5.0	23	1	0	0	0.0	—	0
10/30 vs. Phi.	21	126	6.0	18	1	1	16	16.0	16	0
11/13 @ Oak.	17	65	3.8	23	1	0	0	0.0	—	0
11/20 vs. NYJ	26	113	4.3	15	3	3	16	5.3	9	0
11/24 @ Dal.	11	31	2.8	5	0	2	6	3.0	3	0
12/4 @ KC	13	37	2.8	13	1	1	66	66.0	66t	1
12/11 vs. Bal.	8	21	2.6	6	0	0	0	0.0	—	0
12/17 @ Buf.	21	97	4.6	15	2	1	4	4.0	4	0
12/24 vs. Oak.	10	46	4.6	12	1	2	20	10.0	15	0
12/31 @ SD	INACTIVE									
Totals	239	1,014	4.2	44t	12	18	212	11.8	66t	1
Playoffs										
1/14/06 vs. NE	19	69	3.6	18	2	1	14	14.0	14	0
Totals	19	69	3.6	18	2	1	14	14.0	14	0

2002 Game-By-Game

Broncos										
RUSHING					RECEIVING					
Date/Opp.	No	Yds	Avg	LG	TD	No	Yds	Avg	LG	TD
9/8 vs. STL	7	17	2.4	6	0	2	20	10.0	15	0
9/15 @ SF	10	95	9.5	32	0	1	1	1.0	1t	1
9/22 vs. Buf.	7	28	4.0	7	0	2	26	13.0	22	0
9/30 @ Bal.	5	19	3.8	9	0	2	8	4.0	4	0
10/6 vs. SD	DID NOT PLAY - LEFT ANKLE									
10/13 vs. Mia.	5	17	3.4	9	0	2	53	26.5	52	1
10/20 @ KC	9	34	3.8	8	1	4	19	4.8	8	0
10/27 @ NE	7	21	3.0	6	0	0	0	0.0	0	0
11/11 vs. OAK	3	8	2.7	6	0	1	2	2.0	2	0
11/17 @ Sea.	4	20	5.0	9t	1	1	6	6.0	6	0
11/24 vs. Ind.	2	8	4.0	5	0	0	0	0.0	0	0
12/1 @ SD	2	6	3.0	4	0	0	0	0.0	0	0
12/8 @ NYJ	1	3	3.0	3	0	1	13	13.0	13	0
12/15 vs. KC	12	59	4.9	13	0	2	19	9.5	10	0
12/22 @ Oak.	3	20	6.7	11	0	0	0	0.0	0	0
12/29 vs. Ari.	7	31	4.4	17	0	0	0	0.0	0	0
Totals	84	386	4.6	32	2	18	167	9.3	52	2

2000 Game-By-Game


Broncos										
RUSHING					RECEIVING					
Date/Opp.	No	Yds	Avg	LG	TD	No	Yds	Avg	LG	TD
9/4 @ STL	PLAYED ON SPECIAL TEAMS									
9/10 vs. At.	31	131	4.2	20t	2	1	18	18.0	18	0
9/17 @ Oa.	32	187	5.8	29	0	1	2	2.0	2	0
9/24 vs. KC	22	85	3.9	19	1	3	19	6.3	8	0
10/1 vs. NE	6	26	4.3	18	0	1	6	6.0	6	0
10/8 @ SD	13	52	4.0	14	0	1	1	1.0	1	0
10/15 vs. Cle.	20	103	5.2	26t	1	2	28	14.0	18	0
10/22 at Cin.	19	92	4.8	15	1	2	6	3.0	4	0
11/5 @ NYJ	1	3	3.0	3	0	0	0	0.0	0	0
11/13 vs. Oak.	0	0	0.0	0	0	0	0	0.0	0	0
11/19 vs. SD	19	97	5.1	34	0	6	41	6.8	13	0
11/26 @ Sea.	30	195	6.5	80t	2	2	14	7.0	11	0
12/3 @ NO	37	251	6.8	47	4	1	5	5.0	5	0
12/10 vs. Sea.	5	29	5.8	19	2	0	0	0.0	0	0
12/17 at KC	12	49	4.1	25	0	3	29	9.7	13	0
12/23 vs. SF	26	85	3.3	18	2	0	0	0.0	0	0
Totals	297	1,487	5.0	80t	15	23	169	7.3	18	0
Playoffs										
12/31 @ Bal.	15	40	2.7	13	0	2	10	5.0	8	0
Totals	15	40	2.7	13	0	2	10	5.0	8	0

2003 Game-By-Game

Broncos										
RUSHING					RECEIVING					
Date/Opp.	No	Yds	Avg	LG	TD	No	Yds	Avg	LG	TD
9/7 @ Cin.	7	15	2.1	6	0	0	0	0.0	0	0
9/14 @ SD	16	65	4.1	20	1	2	6	3.0	4	0
9/22 vs. Oak.	14	70	5.0	44	1	2	5	2.5	6	0
9/28 vs. Det.	7	21	3.0	8	0	3	28	9.3	18	0
10/5 @ KC	4	14	3.5	8	0	1	1	1.0	1	0
10/12 vs. Pit.	0	0	0.0	0	0	0	0	0.0	0	0
10/19 @ Min.	1	13	13.0	13	0	1	1	1.0	1	1
10/26 @ Bal.	1	0	0.0	0	0	0	0	0.0	0	0
11/3 vs. NE	0	0	0.0	0	0	1	1	1.0	1t	1
11/6 vs. SD	RESERVE/SUSPENDED									
11/23 vs. Chi.	RESERVE/SUSPENDED									
11/30 @ Oak.	RESERVE/SUSPENDED									
12/7 vs. KC	RESERVE/SUSPENDED									
12/14 vs. Cle.	1	3	3.0	3	0	1	7	7.0	7	0
12/21 @ Ind.	19	56	2.9	8	1	1	4	4.0	4	0
12/28 @ GB	0	0	0.0	0	0	0	0	0.0	0	0
Totals	70	257	3.7	44	3	12	53	4.4	18	2

2001 Game-By-Game

Broncos										
RUSHING					RECEIVING					
Date/Opp.	No	Yds	Avg	LG	TD	No	Yds	Avg	LG	TD
9/10 vs. NYG	6	10	1.7	7	1	0	0	0.0	0	0
9/23 @ Ari.	19	58	3.1	12	0	0	0	0.0	0	0
9/30 vs. Bal.	12	34	2.8	9	0	0	0	0.0	0	0
10/7 vs. KC	22	155	7.0	62t	1	0	0	0.0	0	0
10/14 @ Sea.	17	51	3.0	7	0	2	9	4.5	12	0
10/21 @ SD	11	50	4.5	24	0	1	-7	-7.0	-7	0
10/28 vs. NE	14	40	2.9	16	1	0	0	0.0	0	0
11/5 @ Oak.	5	44	8.8	18	0	1	12	12.0	12	0
11/11 vs. SD	4	23	5.8	11	0	0	0	0.0	0	0
11/18 vs. Was.	13	31	2.4	6	0	1	16	16.0	16	0
11/22 @ Dal.	33	118	3.6	12	1	2	13	6.5	11	0
12/2 @ Mia.	6	24	4.0	7	0	0	0	0.0	0	0
12/9 vs. Sea.	2	5	2.5	3	0	0	0	0.0	0	0
12/16 @ KC	1	8	8.0	8	0	0	0	0.0	0	0
12/30 vs. Oak.	5	7	1.4	4	0	1	3	3.0	0	0
1/6/02 @ Ind.	5	20	4.0	7	0	0	0	0.0	0	0
Totals	175	678	3.9	62t	4	8	46	5.8	16	0



MIKE ANDERSON

MIKE ANDERSON 38

REGULAR SEASON

RUSHING

Year	Teams	GP	GS	No.	Yds.	Avg.	LG	TD
2000	Denver	16	12	297	1,487	5.0	80t	15
2001	Denver	16	7	175	678	3.9	62t	4
2002	Denver	15	12	84	386	4.6	32	2
2003	Denver	12	5	70	257	3.7	44	3
2004	Denver	INJURED RESERVE – GROIN						
2005	Denver	15	15	239	1,014	4.2	44t	12
Totals		74	51	865	3,822	4.4	80t	36

RECEIVING

No.	Yds.	Avg.	LG	TD
23	169	7.3	18	0
8	46	5.8	16	0
18	167	9.3	52	2
12	53	4.4	18	2
18	212	11.8	66t	1
79	647	8.2	66t	5

CAREER SINGLE-GAME HIGHS (regular season)

RUSHING:

Carries:

37 (12/3/00 at NO)

Yardage:

*251 (12/3/00 at NO)

Long Gain:

80t (11/26/00 at Sea.)

Touchdowns:

4 (12/3/00 at NO)

**NFL Rookie Record*

RECEIVING:

Receptions:

6 (11/19/00 vs. SD)

Yardage:

66t (12/4/05 at KC)

Long Gain:

66 (12/4/05 at KC)

Touchdowns:

1 5 times (last: 12/4/05 at KC)

POSTSEASON

RUSHING

Year	Teams	GP	GS	No.	Yds.	Avg.	LG	TD
2000	Denver	1	1	15	40	2.7	13	0
2003	Denver	1	0	0	0	0.0	0	0
Totals		1	1	15	40	2.7	13	0

RECEIVING

No.	Yds.	Avg.	LG	TD
2	10	5.0	8	0
0	0	0.0	0	0
2	10	5.0	8	0

CAREER SINGLE-GAME HIGHS (postseason)

RUSHING:

Carries:

15 (12/31/00 at Bal.)

Yardage:

40 (12/31/00 at Bal.)

Long Gain:

13 (12/31/00 at Bal.)

Touchdowns:

None

RECEIVING:

Receptions:

2 (12/31/00 at Bal.)

Yardage:

10 (12/31/00 at Bal.)

Long Gain:

8 (12/31/00 at Bal.)

Touchdowns:

None

MIKE ANDERSON

NFL AWARD WINNERS

The Baltimore Ravens have a total of 7 players who have won either Player of the Year or NFL MVP awards on their roster. That total includes the Offensive Player of the Year, Defensive Player of the Year, NFL co-MVP and Defensive Rookie of the Year.

Peter Boulware - 1997 Def. Rookie of the Year

Steve McNair - 2003 NFL co-MVP

Mike Anderson - 2000 Off. Rookie of the Year

Ed Reed - 2004 Def. Player of the Year

Ray Lewis - 2000, 2003 Def. Player of the Year

Terrell Suggs - 2003 Def. Rookie of the Year

Jamal Lewis - 2003 Off. Player of the Year



2 LEO ARAGUZ PUNTER

LEO ARAGUZ
YEARS IN NFL: 7
HT: 5-11 WT: 190
COLLEGE: Stephen F. Austin
HS: Harlingen (TX)
BORN: 1/18/70, Harlingen, TX
JOINED RAVENS: Free Agent, 2006

GAMES PLAYED/STARTED: 1996, 3/0; (1997, 16/0); (1998, 16/0); (1999, 16/0); (2001, 3/0); (2003, 2/0); (2005, 4/0) **Total 60/0**

TRANSACTIONS: Signed by the Baltimore Ravens on 4/12/06...Terminated (vested veteran) by the Seattle Seahawks on 10/5/05...Signed by the Seahawks on 2/23/05...Contract (with the Minnesota Vikings) expired on 3/2/04...Signed by the Vikings on 12/16/03...Terminated (vested veteran) by the Kansas City Chiefs on 8/26/03...Signed by the Chiefs on 5/12/03...Waived by the Detroit Lions on 12/19/01...Signed by the Lions on 11/27/01...Terminated (vested veteran) by the St. Louis Rams on 8/27/01...Signed by the Rams on 6/14/01...Waived by the Oakland Raiders on 8/27/00...Signed by Raiders on 6/16/99...Contract with the Raiders expired on 2/11/99...Signed by the Raiders on 12/4/96...Waived by the San Diego Chargers 8/22/95...Signed by the Chargers on 4/28/95...Waived by the Miami Dolphins on 7/12/94...Originally signed as a rookie free agent by the Dolphins on 3/28/94.

PRO: Veteran punter with 60 career games to his credit...Entering 2006, Araguz has booted 322 punts for 13,731 yards (42.6 avg.), with a long of 64, placed 97 inside the 20, with 27 TBs and has been blocked just 1 time...Did not play in 3 of the past 6 seasons.

2005: (with Seattle) Saw action in 4 games with Seattle, punting 18 times for 723 yards (40.2 avg.), with a long of 53 and placed 4 inside the 20 with 1 touchback...**2005 SEASON HIGHLIGHTS:** Punted 3 times for 99 yds. (33.0 avg) with 1 inside the 20 and a long of 46 in **game 4 at Was. (10/2)**...Punted 4 times for 145 yds. (36.3 avg.), placing 2 inside the 20 in **game 3 vs. Ari. (9/25)**...Punted 6 times for 249 yds. (41.5 avg.), with 1 inside the 20 and a long of 50 in **game 2 vs. Atl. (9/18)**...Punted 5 times for 230 yds. (46.0 avg.) with 1 TB, a 37.2 net avg. and a long of 53 in the **season opener at Jax. (9/11)**.

2004: Was not with an NFL team.

2003: (with Minnesota) Went to training camp with Kansas City, but did not make the final roster...Signed with Minnesota on 12/16 and saw action in 2 games...Punted 7 times and averaged 38.7 yards with 1 landing inside the 20...**2003 SEASON HIGHLIGHTS:** Punted 3 times for 118 yards (39.8 avg.), with a long of 44 in the **season finale at Ari. (12/28)**...Saw action and punted 4 times for 153 yards, placing 1 inside the 20 and a long of 43 in **game 15 vs. KC (12/14)**.

2002: Did not play in the NFL.

2001: (with Detroit) Played in 3 games with Detroit after being signed in the middle of the season...Recorded 17 punts for a 41.9-yard average, with 6 downed inside the 20 and 4 TBs...**2001 SEASON HIGHLIGHTS:** Punted 7 times for 314 yards (44.9 avg.), with a long of 55 and 2 TBs in **game 13 vs. Min. (12/16)**...Punted 5 times for a 39.0 avg., with a long of 51 and 3 downed inside the 20 in **game 12 at TB (11/11)**...Punted 5 times for 204 yards (40.8 avg.) and a long of 51 in **game 11 at Chi. (12/2)**.

2000: Did not play in the NFL.

1999: (with Oakland) Saw action in all 16 games for Oakland, punting 76 times and averaging 40.1 yards (32.3 net) with 25 punts landing inside the 20-yard line and just 4 TBs...Also had 1 punt blocked...His 4 TBs tied for 4th fewest in the NFL...**1999 SEASON HIGHLIGHTS:** Punted a season-high 9 times in the **season finale at KC (1/2/00)**.

1998: (with Oakland) Played in all 16 games, recording a Raiders' record and career-high, 98 punts, averaging 43.4 yards (33.4 net), placing 29 inside the 20-yard line with 10 TBs...His **punt total led the AFC and was 3rd in the NFL**...Also, Araguz's 29 punts inside the 20 was 2nd in the AFC and 5th in the NFL...Added 43 KOs with 3 TBs...**1998 SEASON HIGHLIGHTS:** Booted 6 punts

LEO ARAGUZ 2

for 248 yards, including a *career-long 64-yarder*, in **game 14 vs. Was. (11/29)**...Punted an *NFL-record 16 times for 709 yards* and placed a *career-high 5 punts* inside the 20 in **game 6 vs. SD (10/11)**...Placed 4 of 8 inside the 20-yard line in **game 2 vs. NYG (9/13)**.

1997: (with Oakland) Saw duty in all 16 games, punting 93 times and averaging 45 yards (39.1 net), placing 28 balls inside the 20-yard line with only 6 TBs...Gross average tied for 3rd in the AFC and 5th in the NFL while net average ranked 2nd in the NFL...Punt total was 3rd-most in team history, while 4,189 yards were the 2nd-highest tally amassed by an Oakland punter...**1997 SEASON HIGHLIGHTS:** Punted 3 times in **game 15 vs. Sea. (12/14)**, establishing *career highs with a 55.3-yard gross average and a 49.7-yard net*...Tied a season-high with 8 punts in **game 12 at Den. (11/24)**, stopping 4 inside the 20.

1996: (with Oakland) Played in 3 games for Oakland punting 13 times for 534 yards (41.1), landing 4 inside the 20-yard line with 2 TBs.

COLLEGE, PERSONAL: A 4-year letterman at Stephen F. Austin where he was a 3-time All-Southland Conference selection...His 42.6-yard average led the Southland Conference and ranked 5th in the nation as a senior...Concluded his career with 10 punts over 50 yards, including 2 of more than 60 yards...Saw action as both a P and K at Harlingen (TX) HS...Also lettered in soccer...Has a street named after him in his hometown of Pharr, TX...Played for the XFL's New York/New Jersey Hitmen in 2001...Saw duty with the World League's Rhein Fire in 1996, averaging 42.3 yards on 41 punts and just 4 TBs...Led the World League with a 37.9-yard net average and 17 punts inside the 20-yard line...Leo and his wife, Christina have 1 son, Alex, born 9/4/04.

2005

Game-by-Game

Seahawks

PUNTING

Date/Opp.	No.	Yards	Avg.	TB	In 20	LG	BK	50+
9/11 @ Jax.	5	230	46.0	1	0	53	0	1
9/18 vs. Atl.	6	249	41.5	0	1	50	0	1
9/25 vs. Ari.	4	145	36.3	0	2	39	0	0
10/2 @ Was.	3	99	33.0	0	1	46	0	0
10/9 @ STL								
10/16 vs. Hou.								
10/23 vs. Dal.								
11/6 @ Ari.								
11/13 vs. STL								
11/20 @ SF								
11/27 vs. NYG								
12/5 @ Phi.								
12/11 vs. SF								
12/18 @ Ten.								
12/24 vs. Ind.								
1/1/06 @ GB								
Totals	18	723	40.2	1	4	53	0	2

2003

Game-by-Game

Vikings

PUNTING

Date/Opp.	No.	Yards	Avg.	TB	In 20	LG	BK	50+
9/7 @ GB								
9/14 vs. Chi.								
9/21 @ Det.								
9/28 vs. SF								
10/5 @ Atl.								
10/19 vs. Den.								
10/26 vs. NYG								
11/2 vs. GB								
11/9 @ SD								
11/16 @ Oak.								
11/23 vs. Det.								
11/30 @ STL								
12/7 vs. Sea.								
12/14 @ Chi.								
12/20 vs. KC	4	153	38.3	0	1	43	0	0
12/28 @ Ari.	3	118	39.3	0	0	44	0	0
Totals	7	271	38.7	0	1	44	0	0

2001

Game-by-Game

Lions

PUNTING

Date/Opp.	No.	Yards	Avg.	TB	In 20	LG	BK	50+
9/9 @ GB								
9/23 @ Cle.								
10/8 vs. STL								
10/14 @ Min.								
10/21 vs. Ten.								
10/28 vs. Cin.								
11/4 @ SF								
11/11 vs. TB								
11/18 @ Ari.								
11/22 vs. GB								
12/2 @ Chi.	5	204	40.8	1	1	51	0	1
12/9 @ TB	5	195	39.0	2	3	51	0	1
12/16 vs. Min.	7	314	44.9	1	2	55	0	1
12/23 @ Pit.								
12/30 vs. Chi.								
1/6/02 vs. Dal.								
Totals	17	713	41.9	4	6	55	0	3



****Game-by-Games from the 1996-99 seasons, when Leo was with the Oakland Raiders were not available.**

LEO ARAGUZ

LEO ARAGUZ 2

REGULAR SEASON

PUNTING

Year	Team	GP	GS	No.	Yds.	Avg.	LG	I20	TB	Blk
1996	Oakland	3	0	13	534	41.1	52	4	2	0
1997	Oakland	16	0	93	4,189	45.0	63	28	6	0
1998	Oakland	16	0	98	4,256	43.4	64	29	10	0
1999	Oakland	16	0	76	3,045	40.1	56	25	4	1
2000				-OUT OF NFL-						
2001	Detroit	3	0	17	713	41.9	55	6	4	0
2002				-OUT OF NFL-						
2003	Minnesota	2	0	7	271	38.7	44	25	8	0
2004				-OUT OF NFL-						
2005	Seattle	4	0	18	723	40.2	53	4	1	0
TOTALS		60	0	322	13,731	42.6	64	97	27	1

CAREER HIGHS

Punts: *16 vs. San Diego (10/11/98)

Longest: 64 vs. Washington (11/29/98)

Inside 20: 5 vs. San Diego (10/11/98)


*NFL Record

LEO ARAGUZ

NEST PLAYER OF THE YEAR

Presented annually to the Ravens' most outstanding player as selected by the tri-state Ravens Nest No. 12 - Hagerstown, MD - Birds of Prey - MD, PA, WV.

*This award was formerly known as the "Lineman of the Year." The award was changed following the 2005 season.



PAST WINNERS

1999 - DE ROB BURNETT

2000 - DT LIONAL DALTON

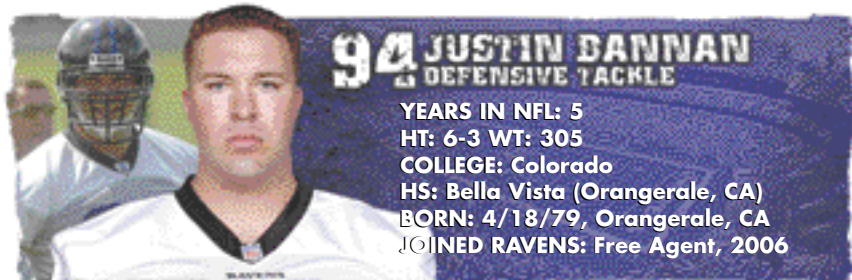
2001 - G EDWIN MULTALO

2002 - DE ADALIUS THOMAS

2003 - DE ANTHONY WEAVER

2004 -DT MAAKE KEMOEAU

2005 - LB BART SCOTT



GAMES PLAYED/STARTED: (2002, 15/0); (2003, 14/1); (2004, 11/0); (2005, 16/7) **TOTAL 56/8**

TRANSACTIONS: Signed with the Ravens as an unrestricted free agent on 3/14/06...Originally drafted by the Buffalo Bills in the 5th round (139th overall) of the 2002 draft.

PRO: A high-motor DT with good strength and quickness, who has also seen action on the OL...Veteran who has played in 56 games in his 1st 4 NFL seasons...Set *career highs with 38 tackles* and *1.5 sacks* while *starting a career-high 7 games* in 2005...Played in 11 games, splitting time between the OL and DL in 2004...Posted 11 tackles, including 6 solo while playing in 14 games, including his *1st-career start* in 2003...Played in 15 games as a rookie, posting 30 tackles (18 solo) and 1 sack in 2002 after being drafted in the 5th round (139th overall) by the Bills.

2005: (with Buffalo) Saw action in all 16 games, *starting a career-high 7*...Recorded a *career-high 38 tackles* (28 solo) and 1.5 sacks...**2005 SEASON HIGHLIGHTS:** Started at DT and notched a season-high 6 tackles in **game 14 vs. Den. (12/17)**...Recorded 4 tackles in **game 11 vs. Car. (11/27)**...Started at DT and tallied 4 tackles in **game 10 at SD (11/20)**...Made his 1st start of the season and recorded 5 tackles, including a sack (-9 yards) in **game 9 vs. KC (11/13)**...Posted the 2nd sack of his career (shared with Chris Kelsay) in the 3rd quarter in **game 8 at NE (10/30)**.

2004: (with Buffalo) Played in 11 games and saw action mainly as a defensive tackle and an offensive guard in goal-line situations...Netted 1 tackle on defense...**2004 SEASON HIGHLIGHTS:** Saw action on the DL (posted a hit on the QB) and played as an OG during goal-line situations in **game 15 at SF (12/26)**...Saw action off the bench as a DT and posted 1 solo tackle in **game 9 at NE (11/14)**...Saw action at DT, but did not record a tackle, and also played guard in short-yardage situations in **game 7 vs. Ari. (10/31)**...Posted 1 hit on QB Chad Pennington that led to an INT in **game 4 at NYJ (10/10)**.

2003: (with Buffalo) Played in 14 games, including 1 start after being inactive for the 1st 2 games of the season...Recorded 11 tackles, including 6 solo...**2003 SEASON HIGHLIGHTS:** Saw action off the bench and tied a season high with 3 tackles in **game 10 vs. Hou. (11/16)**...Made his *1st-career start* in place of Sam Adams (ankle) in **game 6 at NYJ (10/12)**...Saw action off the bench and posted a season-high 3 tackles in **game 3 at Mia. (9/21)**.

2002: (with Buffalo) Played in 15 of 16 games during his rookie season and provided quality depth along the DL...Finished the season with 30 tackles (18 solo), 1 sack, 1 FR and 7 QB pressures...**2002 SEASON HIGHLIGHTS:** Was inactive for **game 11 at NYJ (11/24)**...Saw action off the bench and recorded *1st NFL sack* when he got to Texans QB David Carr in the 4th quarter in **game 6 at Hou. (10/13)**...Posted 5 tackles in **game 2 at Min. (9/15)**.

COLLEGE, PERSONAL: A 4-year starter who played in every game his final 3 seasons at Colorado...Was the recipient of the 2001 Regiment Award, given by the coaches to the player who gave the greatest contribution with the least recognition...Closed out his career with 158 tackles (103 solos) with 6 sacks (-40 yards) and 26 TFL (-87 yards) in 43 games...Lined up as a TE vs. Missouri and caught a 12-yard TD...Was an All-Big 12 Conference 1st-team selection by the league's coaches as a senior and added 2nd-team honors from the AP...As a junior was selected as a 3rd-team All-Big 12 performer by the league's coaches, despite facing double-teams the entire season...Played a total of 8 different positions and earned All-America honors as a senior at Bella Vista (Orangerale, CA) HS...Was a 2nd-team All-State pick on the DL in his junior year, earning 1st-team All-Metro and 1st-team All-League honors as well; also honorable mention All-Metro as a TE...Was a 3-year team captain and named the team's defensive lineman-of-the-year as a sophomore after playing organized football for the 1st time as a freshman...Also made 4-of-5 FGAs (45 long), 16-of-18 PAT kicks and averaged 44 yards per punt...Had 21 catches for 307 yards and 6 TDs on offense, with another 50 yards and 2 TDs rushing...Also lettered twice in basketball at center and forward, being named the team's MVP as a junior and serving as the squad's captain his senior campaign...Majored in communication.

JUSTIN BANNAN 94

2005

Game-by-Game Tackles

Bills

Date/Opp.	TT	Solo	AS	Sacks	FF	FR	INTs	PD
9/11 vs. Hou.	0	0	0	0-0	0	0	0-0	0
9/18 @ TB	2	0	0	0-0	0	0	0-0	0
9/25 vs. Atl.	0	0	0	0-0	0	0	0-0	0
10/2 @ NO	2	2	0	0-0	0	0	0-0	0
10/9 vs. Mia.	2	1	1	0-0	0	0	0-0	0
10/16 vs. NYJ	1	1	0	0-0	0	0	0-0	0
10/23 @ Oak.	0	0	0	0-0	0	0	0-0	0
10/30 @ NE	1	1	0	5-3.5	0	0	0-0	0
11/13 vs. KC	5	4	1	1-8	0	0	0-0	0
11/20 @ SD	4	3	1	0-0	0	0	0-0	0
11/27 vs. Car.	4	2	2	0-0	0	0	0-0	0
12/4 @ Mia.	4	1	3	0-0	0	0	0-0	0
12/11 vs. NE	2	2	0	0-0	0	0	0-0	0
12/17 vs. Den.	6	5	1	0-0	0	0	0-0	0
12/24 @ Cin.	3	3	0	0-0	0	0	0-0	0
1/1 @ NYJ	2	1	1	0-0	0	0	0-0	0
Totals	38	28	10	1.5-11.5	0	0	0-0	0

2003

Game-by-Game Tackles

Bills

Date/Opp.	TT	Solo	AS	Sacks	FF	FR	INTs	PD
9/7 vs. NE				INACTIVE				
9/14 @ Jax.				INACTIVE				
9/21 @ Mia.	3	0	3	0-0	0	0	0-0	0
9/28 vs. Phi.	1	0	1	0-0	0	0	0-0	0
10/5 vs. Cin.	0	0	0	0-0	0	0	0-0	0
10/12 @ NYJ	2	2	0	0-0	0	0	0-0	0
10/19 vs. Was.	0	0	0	0-0	0	0	0-0	0
10/26 @ KC	0	0	0	0-0	0	0	0-0	0
11/9 @ Dal.	0	0	0	0-0	0	0	0-0	0
11/16 vs. Hou.	3	3	0	0-0	0	0	0-0	0
11/23 vs. Ind.	0	0	0	0-0	0	0	0-0	0
11/30 @ NYG	0	0	0	0-0	0	0	0-0	0
12/7 vs. NYJ	0	0	0	0-0	0	0	0-0	0
12/14 @ Ten.	0	0	0	0-0	0	0	0-0	0
12/21 vs. Mia.	0	0	0	0-0	0	0	0-0	0
12/27 @ NE	2	1	1	0-0	0	0	0-0	0
Totals	11	6	5	0-0	0	0	0-0	0

2004

Game-by-Game Tackles

Bills

Date/Opp.	TT	Solo	AS	Sacks	FF	FR	INTs	PD
9/12 vs. Jax.	0	0	0	0-0	0	0	0-0	0
9/19 @ Oak.	0	0	0	0-0	0	0	0-0	0
10/3 vs. NE	0	0	0	0-0	0	0	0-0	0
10/10 @ NYJ	0	0	0	0-0	0	0	0-0	0
10/17 vs. Mia.	0	0	0	0-0	0	0	0-0	0
10/24 @ Bal.	0	0	0	0-0	0	0	0-0	0
10/31 @ Ari.	0	0	0	0-0	0	0	0-0	0
11/7 vs. NYJ	0	0	0	0-0	0	0	0-0	0
11/14 @ NE	1	1	0	0-0	0	0	0-0	0
11/21 vs. STL	0	0	0	0-0	0	0	0-0	0
11/28 @ Sea.	0	0	0	0-0	0	0	0-0	0
12/5 @ Mia.	0	0	0	0-0	0	0	0-0	0
12/12 vs. Cle.	0	0	0	0-0	0	0	0-0	0
12/19 @ Cin.	0	0	0	0-0	0	0	0-0	0
12/26 @ SF	0	0	0	0-0	0	0	0-0	0
1/2/05 vs. Pit.	0	0	0	0-0	0	0	0-0	0
Totals	1	0	0	0-0	0	0	0-0	0

2002

Game-by-Game Tackles

Bills

Date/Opp.	TT	Solo	AS	Sacks	FF	FR	INTs	PD
9/8 vs. NYJ	1	1	0	0-0	0	0	0-0	0
9/15 @ Min.	5	4	1	0-0	0	1	0-0	0
9/22 @ Den.	0	0	0	0-0	0	0	0-0	0
9/29 vs. Chi.	1	0	1	0-0	0	0	0-0	0
10/6 vs. Oak.	0	0	0	0-0	0	0	0-0	0
10/13 @ Hou.	3	2	1	1-7	0	0	0-0	0
10/20 @ Mia.	2	1	1	0-0	0	0	0-0	0
10/27 vs. Det.	2	1	1	0-0	0	0	0-0	0
11/3 vs. NE	3	2	1	0-0	0	0	0-0	0
11/17 @ KC	2	0	2	0-0	0	0	0-0	0
11/24 @ NYJ				INACTIVE				
12/1 vs. Mia.	3	2	1	0-0	0	0	0-0	0
12/8 @ NE	2	1	1	0-0	0	0	0-0	0
12/15 vs. SD	2	1	1	0-0	0	0	0-0	0
12/22 @ GB	2	2	0	0-0	0	0	0-0	0
12/29 vs. Cin.	2	1	1	0-0	0	0	0-0	0
Totals	30	18	12	1-7	0	1	0-0	0

REGULAR SEASON

Year	TT	Solo	AS	Sacks	FF	FR	TDs	INTs	TDs	PD
2002	30	18	12	1-7	0	1	0	0-0	0	0
2003	11	6	5	0-0	0	0	0	0-0	0	0
2004	1	1	0	0-0	0	0	0	0-0	0	0
2005	38	28	10	1.5-11.5	0	0	0	0-0	0	0
Totals	80	53	27	2.5-18.5	0	1	0	0-0	0	0

CAREER SINGLE-GAME HIGHS (regular season)

Total Tackles:

5 (11/13/05 vs. KC)

Sacks:

1 2 times (last: 11/13/05 vs. KC)

Forced Fumbles:

None

Passes Defensed:

None

Solo Tackles:

3 (11/13/05 vs. KC)


INTs:

None

Fumble Recoveries:

None

JUSTIN BANNAN




KYLE BOLLER
QUARTERBACK

YEARS IN NFL: 4
HT: 6-3 **WT:** 220
COLLEGE: California
HS: Hart (Newhall, CA)
BORN: 6/17/81, Burbank, CA
JOINED RAVENS: Draft 1b (19th), 2003

GAMES PLAYED/STARTED: (2003, 11/9); (2004, 16/16); (2005, 9/9) **Total 36/34**

TRANSACTIONS: Kyle Boller was selected by the Ravens in the 1st round (19th overall) of the 2003 NFL draft...The pick was obtained from the New England Patriots in a 2003 draft-day trade for the Ravens' 2003 2nd-round choice (41st overall) and the Ravens' 2004 1st-round choice.

PRO: Veteran QB with a rifle-arm, great mobility and toughness...Started 9 games in 2005 (missing 7 with a toe injury suffered in the 1st game of the season)...Posted a **career-high 58.4 completion percentage** for 1,799 yards, 11 TDs and 12 INTs...Entering 2006, Boller boasts a 13-4 (76.4%) record at home, 3rd-best in franchise history...Became only the 2nd QB in franchise history to start all 16 games (Vinnie Testaverde - 1996) in 2004...Set career highs in almost every category, throwing for 2,559 yards (258-of-464) and 13 TDs in his 2nd season...In 2003, Boller became the 1st rookie QB to start in Ravens franchise history...Showed improvement in every facet of the game until he was sidelined with a thigh injury 9 games into the year...Earned a 5-3 record before his injury (left the Rams' game at halftime at STL, 11/9, trailing 21-19)...5-3 is 3rd only to Ben Roethlisberger (15-1 with the Steelers) and Chris Chandler (9-4 with the Colts) as a rookie starter since 1985...Completed 116 of 224 passes for 1,260 yards, 7 TDs and 9 INTs, with a long of 73 in 2003...Was the 1st QB selected in the 1st round in Ravens history...Boller was the 3rd QB taken in the 1st round of the 2003 draft (behind Carson Palmer - 1st overall to Cincinnati, and Byron Leftwich - 7th overall to Jacksonville).



Along with Todd Heap and Mark Clayton, co-hosted the Goodwill Industries Gridiron Halloween Party in October 2005, that raised \$100,000 to help those severely in need.

2005: Started 9 games, missing 7 due to a toe injury suffered in the 1st game of the season...Finished 2005 completing a **career-high 58.4%** of his passes (171-of-293) for 1,799 yards with 11 TDs and 12 INTs despite missing almost 8 games (the final quarter of game 1 and all of games 2-8) with that toe injury...Was **named FedEx Air Player of the Week** for his performance vs. Min. (12/25)...Boller also rushed 23 times for 66 yards and 1 TD in 2005...**2005 SEASON HIGHLIGHTS:** **Named FedEx Air Player of the Week** after he produced the best back-to-back games of his career (including his showing vs. GB on 12/19) with a **career-high 70.6 completion percentage** (24-of-34) for 289 yards, 3 TDs and 1 INT for a 113.5 QB rating in **game 15 vs. Min. (12/25)**...Became the 1st QB in franchise history to post 110+ QB rating in consecutive games (GB and Min.)...Boller led the Ravens on TD drives of 73, 79 and 75 yards against the Vikings, while picking up 23 1st downs, including 17 through the air...Threw TD passes of 6 yards (to Todd Heap), 39 (to Derrick Mason) and a season-long 47-yarder (to Mark Clayton) against Minnesota...Completed 19-of-27 passes (70.4%) for 253 yards, 3 TDs and no INTs for a **career-high 136.8 QB rating** in the 48-3 victory in **game 14 vs. GB (12/19)**...Completed 17 of his 33 attempts for 198 yards in the 16-15 victory in **game 12 vs. Hou. (12/4)**...Boller also ran 3 times for 11 yards and a TD against the Texans...He led the Ravens on an 8-play, 67-yard drive, leading to a 38-yard game-winning FG with 6 seconds remaining against the Texans...Was 18-of-32 for 211 yards, 3 TDs and 2 INTs and ran 4 times for 10 yards (2 good for 1st downs) in **game 11 at Cin. (11/27)**...After posting an 8.0 QB rating (4-of-12 [33%] for 37 yards and 1 INT) in the 1st half, Boller exploded in the 2nd half, going 14-of-20 [70%] for 174 yards, 3 TDs and 1 INT for a 115.4 QB rating in the final 2 quarters against the Bengals...Started and completed 21-of-36 passes for 163 yards, 1 TD and 1 INT, leading the Ravens on 4 scoring drives in a 16-13 OT win in **game 10 vs. Pit. (11/20)**...Also rushed 6 times for 17 yards (1 good for a 1st down) against the Steelers...Listed as the 3rd QB in **game 8 vs. Cin. (11/6)**...Was inactive (toe) in **games 2-8**...Became the 1st QB in franchise history to begin the season as the starter at QB for 3 consecutive seasons in **game 1 vs. Ind. (9/11)**...Was 15-of-23 (65.2%) for 141 yards and 1 INT and rushed once for 2 yards before leaving the game late

KYLE BOLLER 7

in the 3rd quarter with a toe injury against the Colts.

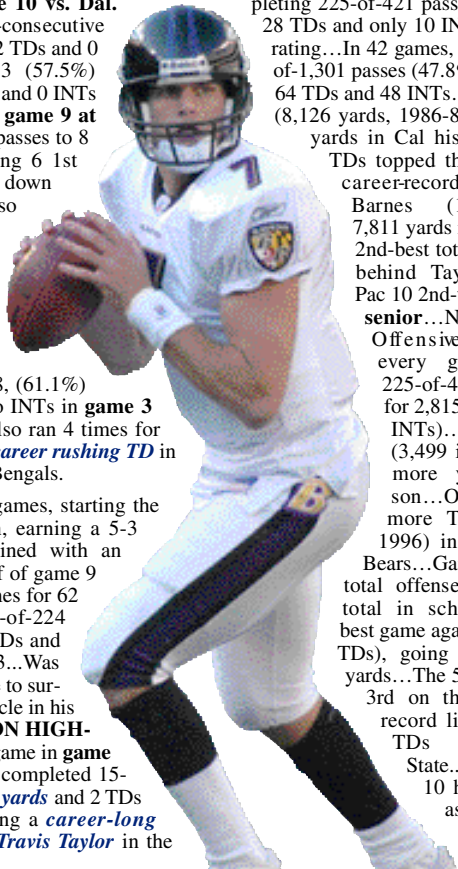
2004: Started all 16 games in 2004, marking the 1st time since 1996 (Vinny Testaverde) that a Ravens' QB started every game...Boller set career highs, completing 258-of-464 (55.6%) for 2,559 yards with 13 TDs and 11 INTs...He also rushed 53 times for 189 yards and his 1st-career rushing TD...Boller set a new franchise record with a 2.4 INT percentage in 2004...Had 4 games with QB ratings over 100, including going 18-of-34 for 219 yards, a **career-high 4 TDs** and 0 INTs against the Giants (12/12)...Completed passes to 10 different receivers against the Colts (12/19)...**2004 SEAS**

SON HIGHLIGHTS: Went 18-of-34 for 219 yards, a **career-high 4 TDs** and no INTs in **game 13 vs. NYG (12/12)**...Boller also rushed 4 times for 19 yards against the Giants...Completed 67.7% of his passes (23-of-34) for 232 yards, 2 TDs and 0 INTs en route to a 30-10 victory in **game 10 vs. Dal. (11/21)**...It was the 2nd-consecutive game that Boller threw for 2 TDs and 0 INTs...Completed 19-of-33 (57.5%) passes for 213 yards, 2 TDs and 0 INTs in the 20-17 OT victory in **game 9 at NYJ (11/14)**...Completed passes to 8 different receivers, including 6 1st down conversions on 3rd down and 1 on 4th down...Also rushed twice for 5 yards while posting a 97.2 QB rating against the Jets...Had a 108.5 QB rating in **game 4 vs. KC (10/4)**, when he was 10-of-17 for 154 yards, 1 TD and 0 INTs...Was 11-of-18, (61.1%) for 126 yards, 1 TD and no INTs in **game 3 victory at Cin. (9/26)**...Also ran 4 times for 24 yards, including his **1st-career rushing TD** in the 1st quarter against the Bengals.

2003: Saw action in 11 games, starting the 1st 9 games of the season, earning a 5-3 record before being sidelined with an injury (thigh) in the 1st half of game 9 at STL...Also rushed 30 times for 62 yards...Completed 116-of-224 passes for 1,260 yards, 7 TDs and 9 INTs, with a long of 73...Was inactive in **games 10-13** due to surgery (11/11) to repair a muscle in his quadriceps...**03 SEASON HIGHLIGHTS:** Had a breakout game in **game 6 at Cin. (10/19)** when he completed 15-of-27 for a **career-high 302 yards** and 2 TDs (104.2 QB rating), including a **career-long 73-yard TD strike to WR Travis Taylor** in the

4th quarter...That game marked Boller's 1st-career 300-yard passing game, becoming only the 4th QB in Ravens history to throw for 300 yards in a game (Vinny Testaverde - 8, Eric Zeier - 2 and Jeff Blake - 2)...Boller's 2 TDs against the Bengals also marked the 1st multi-TD game of his career...Earned his **1st-career victory** in the 33-13 win in **game 2 vs. Cle. (9/14)**...Went 7-of-17 for 78 yards and rushed 3 times for 3 yards before leaving the game in the 3rd quarter with a leg injury, as Jamal Lewis set a new NFL single-game rushing record with 295 yards rushing and 2 TDs against the Browns...**Made his NFL debut** in his 1st-career start in **game 1 at Pit. (9/7)**...Completed 22-of-43 passes for 152 yards, 1 TD and 1 INT...Also rushed 5 times for 14 yards against the Steelers...His **1st-career TD pass** was a 5-yard strike to WR Travis Taylor.


COLLEGE, PERSONAL: Experienced a breakout senior campaign in 2002 at Cal, completing 225-of-421 passes for 2,815 yards, 28 TDs and only 10 INTs for a 126.8 QB rating...In 42 games, he completed 622-of-1,301 passes (47.8%) for 7,980 yards, 64 TDs and 48 INTs...Only Troy Taylor (8,126 yards, 1986-89) threw for more yards in Cal history...Boller's 64 TDs topped the previous school career-record of 54 by Pat Barnes (1993-96)...Gained 7,811 yards in total offense, the 2nd-best total in school annals behind Taylor's 8,236...All-Pac 10 2nd-team selection as a **senior**...Named Cal's Offensive MVP...Started every game, completing 225-of-421 passes (53.4%) for 2,815 yards, 28 TDs (10 INTs)...Only Pat Barnes (3,499 in 1996) threw for more yards in a season...Only Barnes had more TD passes (31 in 1996) in a season for the Bears...Gained 2,732 yards in total offense, 4th-best season total in school history...Had best game against Washington (5 TDs), going 13-of-24 for 266 yards...The 5 TD passes ranked 3rd on the school's game-record list...Also tossed 5 TDs vs. Arizona State...Academic All-Pac 10 honorable mention as a



KYLE BOLLER 7

junior...Recipient of the team's Ken Cotton Award (most courageous) and the Frank Schlessinger Coaches Award (athletic, academic excellence and community service)...Played in 9 games, completing 133-of-271 passes (49.1%) for 1,741 yards, 12 TDs and 10 INTs **as a junior**...Passed for 200 yards or more in 3 of his 8 starts...Finished season in 7th place on the Bears' career-passing list with 5,147 yards...Also carried the ball 77 times for 191 yards (2.48 avg.) and a score...Best game came against Washington when he threw 4 TDs and totaled 265 yards on 21-of-36 throws with no INTs...Started every game **as a sophomore**, completing 163 of 349 passes (46.7%) for 2,121 yards, 15 TDs and 13 INTs...Scored twice on 65 carries and averaged 188.8 yards per game in total offense...Threw for a season-high 349 yards on 17-of-44 passes with 3 TDs, including a season-long 81-yarder against Oregon State...Appeared in 10 games as a freshman, starting 8 contests **as a true freshman**...Completed 100 of 259 passes (38.6%) for 1,303 yards, 9 TDs and 15 INTs...Earned **California State Player of the Year** honors after an incredible 1998 season at Hart (Newhall, CA) HS...Led Hart to the Southern Section Division IV title with a 13-1 record...Passed for an all-time state best of 4,838 yards and threw for 59 TDs, the 2nd-best mark in California history...Ended the season completing 290 of 454 passes (63.9%)...Considered the best prospect to emerge from the San Fernando Valley since John Elway came out of Granada Hills HS in the late '70s...Rated the No. 1 QB prospect in the nation by *PrepStar* and was that publication's national Offensive Co-Player of the Year...**SuperPrep Far West Offensive Player of the Year**, ranking as the region's No. 1 overall prospect in the West...Earned *Parade* All-American honors...Member of the *Long Beach Press-Telegram* Best in the West team with 8 votes...Started at S as a junior...Played defense the last few games of the '98 season, registering a crucial INT in the final minute of the section championship game...American studies major with an emphasis in education...Bob (father) is a former nationally-ranked high jumper who cleared the 7-foot barrier...Comes from a family of firefighters—great-grandfather, grandfather, father and 3 uncles are all firemen...Boller joined with the Baltimore City Fire Department to promote fire safety...In 2005, he filmed a PSA with area youth to encourage every Baltimore family to have a working smoke detector...He also spent a day (5/25/05) with the Baltimore City Fire Department, when he joined firefighters and rode in the truck to answer fire alarms...Posed with his dog, Max, for the Friends of the Baltimore Animal Shelter 2005 and 2006 calendars...Proceeds benefited animal shelters in the Baltimore area...Earned Ravens Roost No.7's "Extra Effort" Award in 2004...Accepted the award at the annual banquet in Hagerstown, MD in April, 2005...In June 2005, Boller hosted a football camp at his hometown HS (Newhall)...Was the Ravens rep for the NFL "Take a Player to School" Program at St. John School...Along with Todd Heap and Mark Clayton, co-hosted the Goodwill Industries Gridiron Halloween Party in October 2005; that raised \$100,000 to help those in the area in severe need...Full name: Kyle Bryan Boller.

RAVENS FRANCHISE FIRSTS



EVENT	OPPONENT	DATE	LOCATION
First Win	Oakland Raiders	9/1/96	Memorial Stadium
First Loss	Pittsburgh Steelers	9/8/96	Three Rivers Stadium
First Reception	Oakland Raiders	9/1/96	Memorial Stadium
(Vinny Testaverde to TE Brian Kirchen 27 Yards - 1st quarter)			
First Touchdown	Oakland Raiders	9/1/96	Memorial Stadium
(Vinny Testaverde 9 Yard Run - 1st quarter)			
First Interception	Oakland Raiders	9/1/96	Memorial Stadium
(Ray Lewis - 2nd quarter)			
First Field Goal	Oakland Raiders	9/1/96	Memorial Stadium
(Matt Stover, 25 yards - 2nd quarter)			

KYLE BOLLER 7

2005

Game-by-Game

Ravens

PASSING

Date/Opp.	Att.	Comp.	Yards	Pct.	Att.	TD	Int.	LG	Sack/ Yards	Rating	RUSHING				
											Att.	Yards	Avg.	LG	TD
9/11 vs. Ind.	23	15	141	65.2	6.13	0	0	28	1/10	63.9	1	2	2.0	2	0
9/18 @ Ten.									INACTIVE - TOE						
10/2 vs. NYJ									INACTIVE - TOE						
10/9 @ Det.									INACTIVE - TOE						
10/16 vs. Cle.									INACTIVE - TOE						
10/23 @ Chi.									INACTIVE - TOE						
10/31 @ Pit.									INACTIVE - TOE						
11/6 vs. Cin.									INACTIVE - TOE						
11/13 @ Jax.	33	19	142	57.6	4.30	0	3	35	4/32	30.1	2	9	4.5	7	0
11/20 vs. Pti.	36	21	163	58.3	4.53	1	1	17	5/26	67.2	6	17	2.8	6	0
11/27 @ Cin.	32	18	211	56.3	6.59	3	2	34t	3/22	81.6	4	10	2.5	6	0
12/4 vs. Hou.	33	17	198	51.5	6.00	0	0	35	4/33	70.0	3	11	3.7	6t	1
12/11 @ Den.	39	23	251	59.0	6.44	1	2	39t	2/0	65.2	2	3	1.5	2	0
12/19 vs. GB	27	19	253	70.4	9.37	3	0	34	0/0	136.8	1	9	9.0	9	0
12/25 vs. Min.	34	24	289	70.6	8.50	3	1	47t	2/10	113.5	2	1	0.5	2	0
1/1/06 @ Cle.	36	15	151	41.7	4.19	0	2	31	2/13	31.1	2	4	2.0	3	0
TOTALS	293	171	1,799	58.4	6.14	11	12	47t	23/146	71.8	23	66	2.9	9	1

2004

Game-by-Game

Ravens

PASSING

Date/Opp.	Att.	Comp.	Yards	Pct.	Att.	TD	Int.	LG	Sack/ Yards	Rating	RUSHING				
											Att.	Yards	Avg.	LG	TD
9/12 @ Cle.	38	22	191	57.9	5.03	0	2	24	3/25	49.3	2	16	8.0	8	0
9/19 vs. Pit.	18	10	98	55.6	5.44	0	0	23	2/11	71.1	8	34	4.3	17	0
9/26 @ Cin.	18	11	126	61.1	7.00	1	0	46	2/0	100.7	4	24	6.0	19	1
10/4 vs. KC	17	10	154	58.8	9.06	1	0	57t	4/27	108.5	3	3	1.0	2	0
10/10 @ Was.	18	9	81	50.0	4.50	0	3	21	2/5	22.9	7	-6	-0.9	1	0
10/24 vs. Buf.	19	10	86	52.6	4.53	0	0	47	4/26	64.8	4	5	1.3	4	0
10/31 @ Phi.	38	24	223	63.2	5.87	1	1	52	2/9	77.0	1	7	7.0	7	0
11/7 vs. Cle.	30	17	142	56.7	4.73	0	0	19	1/8	69.0	2	1	0.5	1	0
11/14 @ NYJ	33	19	213	57.6	6.45	2	0	25	3/27	97.2	2	5	2.5	4	0
11/21 vs. Dal.	34	23	232	67.6	6.82	2	0	31t	1/4	106.5	3	9	3.0	7	0
11/28 @ NE	35	15	93	42.9	2.66	0	1	20	4/46	38.4	2	10	5.0	6	0
12/5 vs. Cin.	33	19	172	57.6	5.21	0	1	24	1/8	59.2	2	10	5.0	10	0
12/12 vs. NYG	34	18	219	52.9	6.44	4	0	37	4/35	112.3	4	19	4.8	6	0
12/19 @ Ind.	40	19	210	47.5	5.25	1	2	33	2/16	51.0	1	2	2.0	2	0
12/26 @ Pit.	32	18	177	56.3	5.53	0	1	22	0/0	59.0	4	28	7.0	15	0
1/2/05 vs. Mia.	27	14	142	51.9	5.26	1	0	18	0/0	79.6	4	22	5.5	11	0
Totals	464	258	2559	55.6	5.52	13	11	57t	35/247	70.9	53	189	3.6	19	1

2003

Game-by-Game

Ravens

PASSING

Date/Opp.	Att.	Comp.	Yards	Pct.	Att.	TD	Int.	LG	Sack/ Yards	Rating	RUSHING				
											Att.	Yards	Avg.	LG	TD
9/7 @ Pit.	43	22	152	51.2	3.5	1	1	14	2/9	57.5	5	14	2.8	4	0
9/14 vs. Cle.	17	7	78	41.2	4.6	0	1	25	4/28	31.0	3	3	1.0	3	0
9/21 @ SD	21	12	98	57.1	4.7	1	1	25	1/1	65.2	3	0	0.0	2	0
9/28 vs. KC	26	15	140	57.7	5.4	0	3	32	3/16	33.0	3	15	5.0	15	0
10/12 @ Ari.	18	9	75	50.0	4.2	0	0	17	1/3	61.1	2	5	2.5	4	0
10/19 @ Cin.	27	15	302	55.6	11.2	2	1	73t	3/18.5	104.2	4	8	2.0	5	0
10/26 vs. Den.	27	15	137	55.6	5.1	1	0	33	2/8	81.9	3	11	3.7	5	0
11/2 vs. Jax.	23	10	156	43.5	6.8	1	1	47	0/0	63.0	6	4	0.7	3	0
11/9 @ STL	21	10	112	47.6	5.3	1	1	40	2/10	60.0	1	2	2.0	2	0
11/16 @ Mia.									INACTIVE - THIGH						
11/23 vs. Sea.									INACTIVE - THIGH						
11/30 vs. SF									INACTIVE - THIGH						
12/7 vs. Cin.									INACTIVE - THIGH						
12/14 @ Oak.									INACTIVE - THIGH						
12/21 @ Cle.	1	1	10	100.0	10.0	0	0	10	0/0	108.3	0	0	0.0	0	0
12/28 vs. Pit.									DID NOT PLAY						
Totals	224	116	1260	51.8	5.6	7	9	73t	18/93.5	62.4	30	62	2.1	15	0
Playoffs															
1/3/04 vs. Ten.									DID NOT PLAY						
Totals	0	0	0	0.0	0.0	0	0	0	0/0	0	0	0	0.0	0	0

KYLE BOLLER

KYLE BOLLER 7

REGULAR SEASON

PASSING

Year	Team	GP	GS	Att.	Comp.	Pct.	Yds.	Avg./		INTs	LG	Sacks/ QB	
								Att.	TD			Yards	Rating
2003	Baltimore	11	9	224	116	51.8	1,260	5.63	7	9	73t	17/92	62.4
2004	Baltimore	16	16	464	258	55.6	2,559	5.52	13	11	57t	35/247	70.9
2005	Baltimore	9	9	293	171	58.4	1,799	6.14	11	12	47t	23/146	71.8
Totals		36	34	981	545	55.6	5,618	5.73	31	32	73t	75/485	69.2

CAREER SINGLE-GAME HIGHS (regular season)

Most Attempts:

43 (9/7/03 at Pit.)

Most Completions:

24 2 times (last: 12/25/05 vs. Min.)

Most Yards Passing:

302 (10/19/03 at Cin.)

Most Touchdowns:

4 (12/12/04 vs. NYG)

Longest Gain:

73t yards (10/19/03 at Cin.)

RUSHING


Year	Team	GP	GS	No.	Yds.	Avg.	LG	TD
2003	Baltimore	11	9	30	62	2.1	15	0
2004	Baltimore	16	16	53	189	3.6	19	1
2005	Baltimore	9	9	23	66	2.9	9	1
Totals		36	34	106	317	3.0	19	2

KYLE BOLLER

DID YOU KNOW?

QB Kyle Boller (9 starts in 2005) combined with Anthony Wright (7 starts in 2005), to complete 59.6% of their passes for the season, a Ravens' franchise record. The 335 completions are tied for 2nd on the Ravens' all-time charts, and the 3,381 yards are 4th on Baltimore's list.

<u>Year</u>	<u>Att.</u>	<u>Comp.</u>	<u>Percentage</u>	<u>Yards</u>
2005	562	335	59.6	3,381
2004	465	258	55.5	2,559
2003	415	217	52.3	2,517
2002	479	262	54.7	3,118
2001	557	320	57.5	3,595
2000	503	286	56.9	3,102
1999	546	270	49.5	3,360
1998	477	272	57.0	3,152
1997	586	338	57.7	3,929
1996	570	335	58.8	4,274



60 JASON BROWN
CENTER, GUARD

YEARS IN NFL: 2
HT: 6-3 WT: 320
COLLEGE: North Carolina
HS: Northern Vance (Henderson, NC)
BORN: 5/5/83, Henderson, NC
JOINED RAVENS: Draft 4 (124th), 2005


GAMES PLAYED/STARTED: (2005, 6/1) **Totals: 6/1**

TRANSACTIONS: Jason Brown was the 124th overall selection (4th round) of the 2005 NFL Draft...Brown is the 1st-ever Raven drafted from the University of North Carolina and the 2nd of 2 OL picked by the team in the 2005 draft (T Adam Terry 2b – 64th overall).

PRO: A dependable, tough OL who can play G or C...Added depth on the offensive line and continued to improve as the season progressed...Versatile athlete who brings consistency to the Ravens' offense...Saw action in 6 games, starting 1 as a rookie.

2005: Saw action in 6 games as a rookie, starting 1...**2005 SEASON HIGHLIGHTS:** Played on special teams and subbed from scrimmage when Edwin Mulitalo left the game with an injured knee for 1 series in **game 15 vs. Min. (12/25)**...**Started his 1st-career game** at LG for an injured Edwin Mulitalo (knee) and helped protect Kyle Boller, allowing him to throw for 251 yards and a TD in **game 13 at Den. (12/11)**...Saw action on special teams in the 16-13 OT win in **game 10 vs. Pit. (11/20)**...Was a game-day inactive in **games 7-9**...Saw the 1st action of his career on special teams in **game 6 at Chi. (10/23)**...Was a game-day inactive in **games 3-5**...Was active, but did not play in **game 2 at Ten. (9/18)** and in **game 1 vs. Ind. (9/11)**.

COLLEGE, PERSONAL: Three-year starter at C for the Tarheels after switching from T just before his sophomore year...Started 36 consecutive games at C, earning 1st-team All-America honors from the *NFL Draft Report* as a senior...Also earned 1st-team All-ACC honors in 2004...Allowed only 3 sacks, including 0 in his final 2 seasons, while participating in 2,631 plays in 44 career games...Notched 266 “knockdown” blocks with the Tar Heels, including 142 as a senior...Has excellent quickness and is noted for his strength...Earned 1st-team All-America honors from the *NFL Draft Report* and earned 1st-team All-ACC honors as a senior...Started all 12 games and led all Division I-A C’s with a North Carolina season-record 142 knockdown blocks...Did not allow a sack as a senior, while appearing in 701 plays...Helped the offense average 390.7 yards per game, and produced 17 TD-resulting blocks (42.5% of the Tar Heels’ TDs)...Had 10 knockdown blocks, and helped pave the way for the Carolina offense to rack up 356 total yards against North Carolina State’s No. 2 nationally-ranked defense...Started all 12 games at C, appearing in 818 plays (most of any Tar Heel offensive player), and did not allow a sack all season...Helped pave the way for Carolina’s offense to average over 150 yards rushing per game, its highest average since 1995...Produced 128 knockdown blocks, including 12 TD-resulting blocks as a junior...Switched from T to C in the spring, and started 12 games at C...Played in 896 snaps, allowing just 2 sacks and had 9 TD-resulting blocks...Played in a season-high 87 snaps against Arizona...Saw action in 8 games, including 3 starts as a freshman...Played in 216 snaps, an average of 27 per game, including a season-high 43 against Virginia...Two-time North Conference 2-A Lineman of the Year at Northern Vance (Henderson, NC) HS...Two-year starter at T and DT...Averaged 4 “pancake” blocks a game...Helped his team to rush for more than 3,000 yards in his junior and senior seasons...Also recorded 73 tackles on defense...Voted offensive captain of the North Carolina Shrine Bowl team...A 2-time disc state champion...Participated in Ed Mulitalo’s 3rd annual luau in 2005 with proceeds benefiting Big Ed’s Band Foundation...Worked with volunteers from the NFL and United Way Hometown Huddle in September and October (2005) to help refurbish a home in the Sandtown community of Baltimore...In December 2005, was one of several Ravens personal shopping partners to 100 children as part of the inaugural Holiday Helpers event hosted by teammates Derrick Mason and Samari Rolle...Also in December 2005, joined Will Demps and teammates to serve as personal shoppers for 50 Baltimore youth, who received \$100 gift certificates from Wal-Mart and Will Demps...Full name: JW Jason Brown.



89 MARK CLAYTON
WIDE RECEIVER


YEARS IN NFL: 2
HT: 5-10 WT: 195
COLLEGE: Oklahoma
HS: Sam Houston (Arlington, TX)
BORN: 7/2/82, Oklahoma City (OK)
JOINED RAVENS: Draft 1 (22nd), 2005

GAMES PLAYED/STARTED: (2005, 14/10) **Totals: 14/10**

TRANSACTIONS: Mark Clayton was the 22nd selection (1st round) of the 2005 NFL Draft...Clayton was the 4th Raven to be drafted from Oklahoma (DT Martin Chase - 5th round and T Sammy Williams - 6th round in 1998, and TE Trent Smith - 7th round in 2003).

PRO: Explosive playmaker with exceptional hands, suddenness and big-play ability...Clayton produced the best rookie campaign for a WR in Ravens franchise history in 2005, setting *Ravens rookie records with 44 receptions for 471 yards* and 2 receiving TDs...Clayton also carried the ball 8 times for 33 yards and 1 TD and returned 6 punts for 30 yards.

2005: Finished an impressive rookie season, ranking 3rd on the team in receiving, setting *Ravens rookie records with 44 receptions for 471 yards* and 2 receiving TDs...Clayton also carried the ball 8 times for 33 yards and 1 TD, and returned 6 punts for 30 yards...**2005 SEASON HIGHLIGHTS:** Turned in a stellar performance, pulling in 5 receptions for 90 yards (3 good for 1st downs), including a *team season-long and career-long 47-yard TD grab* in the 3rd quarter in **game 15 vs. Min. (12/25)**...Scored his *1st-career rushing TD* on an 11-yard scamper in the 1st quarter, finishing the game with 3 rushes for 14 yards and 2 receptions for 24 yards in the 48-3 victory in **game 14 vs. GB (12/19)**...Started and *led his own rookie-franchise-record with 7 receptions* (4 good for 1st downs) for a *rookie-franchise-record 105 yards* (1st Ravens 100-yard receiving game since Marcus Robinson had 6 receptions for 102 yards in OT win vs. Pit. 12/28/03) and hauled in his *1st-career TD* on a 39-yarder in the 4th quarter in **game 13 at Den. (12/11)**...With his day against Denver, Clayton also set a new rookie franchise record for most receptions in a season...Saw action off the bench and earned the offensive game ball as he led the team with 7 receptions for 86 yards in **game 12 vs. Hou. (12/4)**...Clayton pulled in his final reception and rumbled 35 yards down to the 10-yard line (the ball was moved back to the 20 due to a penalty), setting up the game-winning FG...Also carried the ball 1 time for 5 yards against the Texans...Was a game-day inactive (ankle) in **game 7 at Pit. (10/31)** and in **game 6 at Chi. (10/23)**...*Started his 1st-career game* and had a reception for 4 yards in **game 3 vs. NYJ (10/2)**...Saw his *1st NFL action* off the bench in **game 1 vs. Ind. (9/11)**...Pulled in 5 receptions for 44 yards against the Colts.



OFF THE FIELD

Along with Todd Heap and Kyle Boller, Mark co-hosted the Goodwill Industries Gridiron Halloween Party in October 2005, that raised \$100,000 to help those in the area severely in need.

COLLEGE, PERSONAL: Two-time 1st-team All-America choice and 2-time consensus 1st-team All-Big 12...Left Oklahoma as the career record holder for receptions (221), receiving yards (3,241) TD catches (31) and 100-yard receiving games (15)...Clayton played in 52 career games for the Sooners, starting 36 and averaged a TD every 7 receptions...His 31-career TDs smashed the previous record of 16 held by former Ravens TE Trent Smith...First-team All-America selection by the *NFL Draft Report* and the American Football Coaches Association, while earning Consensus 1st-team All-Big 12 honors as a senior...Led the team with 66 receptions (2nd in school history only to his 83 in 2003) for 876 yards (13.3 avg.) and 8 TDs...Also had 7 punt returns for 101 yards (14.4 avg.) and 1 TD...First-team All-America by *The Sporting News*, *CBS Sportsline.com* and *Rivals.com*, while earning 2nd-team All-America honors by the Walter Camp Foundation as a junior...Was also a consensus 1st-team All-Big 12 selection...Was 1 of 3 finalists for the Biletnikoff Award as the nation's top receiver...Posted the best season ever by an Oklahoma receiver when he set school records for career receiving yards (2,333), season receiving yards (1,425), receiving yards in a game (190), most receptions in a season (83), most TD receptions in a career (23) and a season (15), as well as career 100-yard receiving games (11) in a season...His 83 receptions broke former Ravens TE Trent Smith's record of 66 set in 2001...Had a TD grab in 8 straight games...Had 8 100-yard receiving games, including 4 of the last 5 games of the season...Ranked 4th in the nation with 107.2 receiving yards per game...Saw action in 12 games, starting 1 as he tied for the team lead with 5 TD catches as a sophomore...Grabbed 26 receptions for 416 yards (16.0 avg.)...All-Big 12 honorable mention by the *AP* and Big 12 Conference coaches as a red-shirt freshman in 2001...Also named OU's

MARK CLAYTON 89

Offensive Newcomer of the Year...Set Oklahoma freshman records with 45 receptions and 519 receiving yards...His 45 catches ranked No. 6 for a season at OU...Established a freshman single-game best with 8 receptions against Baylor...Had 4 games with at least 6 catches...Had 6 receptions for 65 yards against Texas...Scored his 1st-career TD on an 8-yard grab against Air Force...Red-shirted as a true freshman in 2000...Majored in communications at Oklahoma...Member of the *Dallas Morning News* Top 100, *Rivals.com* Texas 100 and *PrepStar* All-Midlands Region squad out of Sam Houston (Arlington, TX) HS...Was the 2nd-leading receiver in District 7-5A as a senior after catching 55 passes for 831 yards and 13 TD...Earned All-District and All-Area honors as a senior...Was honorable mention All-State and 1st-team All-District at WR...Was also a standout in track...Has a 38-inch vertical leap...In September 2005, helped refurbish a home in the Sandtown community of Baltimore with Habitat for Humanity. This was part of the Ravens' 6-week project, which led to the annual NFL/United Way Hometown Huddle...Held his inaugural Thanksgiving distribution, providing 300 needy families with a 12-14 lbs. turkey, bread and rolls, toiletries and other necessary items for the holidays...Was a guest speaker about life in the NFL with Will Demps in a lecture series at Towson University in Nov. 05...The same month, presented an assembly with Daniel Wilcox to Maryland high school students about how to Realize, Improve, Share and Expand (R.I.S.E.) their talents...In Dec. 05, visited Living Classrooms and spoke to Crossroads Middle School students and participants in the Fresh Start program...Was 1 of several Ravens personal shopping partners to 100 children as part of the inaugural Holiday Helpers event of teammates Derrick Mason and Samari Rolle...In the offseason, was a part of the Oklahoma Aids Care Fund fundraising efforts...Along with Kyle Boller and Todd Heap, co-hosted the Goodwill Industries Gridiron Halloween Party in Oct. 2005...Funds raised supported the many Goodwill programs...Full name: Mark Jermain Clayton.


2005

Game-by-Game

Ravens

Receiving

Date/Opp.	Rec.	Yds	Avg.	LG	TDs	Rushing No.	Yds	Avg.	LG	TDs
9/11 vs. Ind.	5	44	8.8	12	0	0	0	0.0	0	0
9/18 @ Ten.	2	17	8.5	13	0	0	0	0.0	0	0
10/2 vs. NYJ	1	4	4.0	4	0	0	0	0.0	0	0
10/9 @ Det.	3	21	7.0	11	0	0	0	0.0	0	0
10/16 vs. Cle.	1	9	9.0	9	0	0	0	0.0	0	0
10/23 @ Chi.										
10/31 @ Pit.										
11/6 vs. Cin.	0	0	0.0	0	0	0	0	0.0	0	0
11/13 @ Jax.	2	3	1.5	5	0	1	0	0.0	0	0
11/20 vs. Pit.	4	43	10.8	16	0	0	0	0.0	0	0
11/27 @ Cin.	2	14	7.0	8	0	1	6	6.0	6	0
12/4 vs. Hou.	7	86	12.3	35	0	1	5	5.0	5	0
12/11 @ Den.	7	105	15.0	39t	1	1	10	10.0	10	0
12/19 vs. GB	2	24	12.0	14	0	3	14	4.7	11t	1
12/25 vs. Min.	5	90	18.0	47t	1	1	-2	-2.0	-2	0
1/1/06 @ Cle.	3	11	3.7	6	0	0	0	0.0	0	0
Totals	44	471	10.7	47t	2	8	33	4.1	11t	1



REGULAR SEASON

RECEIVING

Year	Team	GP	GS	No.	Yds.	Avg.	LG	TD
2005	Baltimore	14	10	44	471	10.7	47t	2
Totals		14	10	44	471	10.7	47t	2

SPECIAL TEAMS TACKLES (2): 2005 (2)

CAREER SINGLE-GAME HIGHS (regular season)

Receptions:

7 2 times (Last: 12/11/05 at Den.)

Yardage:

105 (12/11/05 at Den.)

Long Gain:

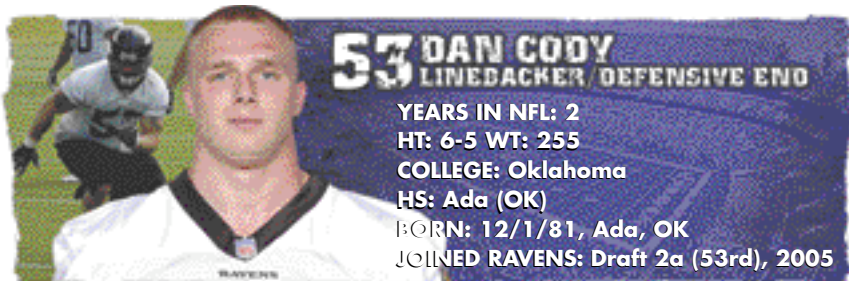
47t (12/25/05 vs. Min.)

Touchdowns:

1 2 times (Last: 12/25/05 vs. Min.)

MARK CLAYTON

Additional Statistics: Had 6 punt returns for 30 yards (5.0 avg.), with a long of 10 and 2 fair catches in 2005.



53 DAN CODY LINEDACKER, DEFENSIVE END

YEARS IN NFL: 2
HT: 6-5 **WT:** 255
COLLEGE: Oklahoma
HS: Ada (OK)
BORN: 12/1/81, Ada, OK
JOINED RAVENS: Draft 2a (53rd), 2005

GAMES PLAYED/STARTED: (2005, IR) **Totals:** 0/0

TRANSACTIONS: Dan Cody was the 53rd selection (2nd round) of the 2005 NFL Draft...Cody was the 2nd Raven in the 2005 draft to come from Oklahoma (Mark Clayton, 1st round)...Was the 1st of 2 Ravens selections in the 2nd round...T Adam Terry was the 2nd via a trade with New England...Cody was the 5th player tabbed from Oklahoma in Ravens history (WR Mark Clayton, DT Martin Chase - 5th round and T Sammy Williams - 6th round in 1998, and TE Trent Smith - 7th round in 2003).

PRO: Exceptional athlete who possesses a rare blend of speed, power, hand control and strength...Cody gives the Ravens great speed off the edge and has the ability to play at both OLB and DE...Missed his entire rookie season after suffering a season-ending knee injury on the 1st day of training camp, and was placed on injured reserve on 8/30/05.

2005: Missed his entire rookie season after suffering a season-ending knee injury on the 1st day of training camp and was placed on injured reserve on 8/30/05.

COLLEGE, PERSONAL: Two-year starter as a Sooner...Played in 42 games and registered 117 total tackles (61 solo) with 25 sacks (-162 yards), 49 TFL (-209 yards), 42 QB pressures, 2 FRs, 2 FFs and 5 PD...His 25 sacks ranked 2nd in school history behind Cedric Jones (31.5, 1992-95)...His 41 TFL ranked 6th in Oklahoma annals...All-American 1st-team choice by the *Football Writers Association*, adding 3rd-team honors from *The NFL Draft Report* as a senior...Finalist for the Ted Hendricks Award, given to the nation's premier DE...Unanimous All-Big 12 Conference 1st-team pick...All-Big 12 (coaches) and All-Big 12 (AP)...Started 12 games...Recorded 42 tackles (25 solo) with 10 sacks (-66 yards), 17 TFL (-83 yards) and 12 QB pressures...His career-high-tying 10 sacks ranked 5th on the school's season-record list, topped only by Cedric Jones (11 in 1995, 14 in 1994), Aubrey Beavers (11.5 in 1992) and Martin Chase (14 in 1997)...Consensus All-Big 12 Conference 1st-team selection as a junior...Second-team Academic All-Big 12 choice...Started and played in 13 games and had a stellar season, as he was 1 of 6 finalists for the Ted Hendricks Award...Entered the season with 3 career sacks, but more than tripled that with a career-high (matched in 2004) 10 sacks (-65 yards)...Had 17 TFL (-93 yards) and 17 QB pressures...Added 43 tackles (24 solo) from his weakside DE position...Had 2 FF...Saw action as a key reserve at DE, appearing in 8 games as a sophomore...Finished with 16 tackles (8 solo), 3 sacks (-18 yards), 5 TFL (-20 yards) and 10 QB pressures...Recovered 1 fumble and had 2 PD...Suffered a concussion vs. Colorado that forced him to miss Texas A&M and Baylor games...Started the season opener vs. North Carolina, posting 5 tackles, 3 QB pressures and 1 PD in 2001...Was a medical red-shirt after 1st game...Played in 8 regular season games as a sophomore in 2000...One of 3 freshmen to see playing time with the Sooner defense...Recorded 11 tackles (3 solo) with 2 sacks (-13 yards) and 1 FR...Attended Ada (OK) HS...First-team All-State TE by the state's coaches and *Tulsa World*...Member of the *Daily Oklahoman's* Red-Chip List...Played 8 positions, including QB, RB, FB, TE, WR, LB, DE and FS...All-State TE and District 5A-3 Defensive Player of the Year...Ranked 3rd in Class 5A in receiving with 18 catches for 535 yards and 7 TDs and recorded 65 tackles with 5 PD, as he helped his team to an 11-1 record and an appearance in the state quarterfinals as a senior...Was a sociology major at Oklahoma...Full name: Daniel Price Cody.

DID YOU KNOW?

Over the past 2 seasons, the Ravens have drafted 3 sets of college teammates in the same draft. In 2005, Baltimore selected WR Mark Clayton (1st, 22nd overall) and LB/DE Dan Cody (2nd, 53rd overall) from Oklahoma. In 2006, they tabbed DT Haloti Ngata (1st, 12th overall) and WR Demetrius Williams (4a, 111th overall) from Oregon; as well as RB P.J. Daniels (4b, 132nd overall) and S Dawan Landry (5a, 146th overall) from Georgia Tech.



81 DEVARD DARLING

WIDE RECEIVER

YEARS IN NFL: 3

HT: 6-1 **WT:** 215

COLLEGE: Washington State

HS: Stephen F. Austin (Houston, TX)

BORN: 4/16/82, Bahamas

JOINED RAVENS: Draft 3 (82nd), 2004

GAMES PLAYED/STARTED: (2004, 3/0); (2005, 10/0) **Total 13/0**

TRANSACTIONS: Devard Darling was selected with the 82nd overall pick in the 3rd round of the 2004 NFL Draft...The pick was obtained on a draft-day trade with the Minnesota Vikings for the Ravens' 88th (3rd round) and 155th (5th round) overall selections in the 2004 draft...Darling was 1 of 13 WRs chosen in the 1st 3 rounds of the draft.

PRO: Possesses superior speed and good hands...Saw action in 10 games, but did not record a pass reception in 2005...Saw action in 3 games as a rookie before being placed on IR with a heel injury on 10/29...Had 2 receptions for 5 yards in 3 games as a rookie.

2005: Saw action in 10 games, but did not record a pass reception...**2005 SEASON HIGHLIGHTS:** Played on special teams and from scrimmage in the 48-3 victory in **game 14 vs. GB (12/19)**...Saw action on special teams in the 16-15 victory in **game 12 vs. Hou. (12/4)**...Subbed from scrimmage and played on special teams in **game 6 at Chi. (10/23)**...Was a game-day inactive in **games 1-4**.

2004: Saw action in 3 games as a rookie...Pulled in 2 receptions for 5 yards before being placed on IR on 10/29/04 with a heel injury...**2004 SEASON HIGHLIGHTS:** Subbed both from scrimmage and on special teams in **game 4 vs. KC (10/4)**...Saw action off the bench and recorded his **1st-career reception**, finishing the game with 2 receptions for 5 yards in **game 3 at Cin. (9/26)**...Saw action in his **1st regular season NFL game** in **game 1 at Cle. (9/12)**...Did not record any stats.

COLLEGE, PERSONAL: Finished his career with 106 receptions for 1,666 yards and 19 TDs, including 104 receptions and 1,630 yards and 18 TDs in his 2 years at Washington State...His 18-career TDs at WSU tied him for 2nd on the Cougars' all-time list and his 11 TD receptions in 2002 tied him for the most receiving TDs in a single season in school history...His 1,630 receiving yards ranked 11th on the school's all-time list...Transferred to Washington State in 2001 after his twin brother (Devaughn) and teammate at Florida State passed away...Top WR prospect out of Stephen F. Austin (Houston, TX) HS, earning 3 varsity letters...Named to the all-district team as a senior...Also earned 2 track and 1 basketball letter...Bahamian government celebrated "Devard Darling Day" with a parade 3 weeks after the Ravens drafted him...Left WSU with 1 year of eligibility remaining...Along with Musa Smith, Devard visited John Archer School in Harford County, MD (school for children with disabilities) and led team drills, teaching football skills to over 200 students in 2005...Devard also participated in a HS coaching internship at McDonogh School during the 2005 offseason...In June 2005, was a Ravens' representative at the Northeast Youth Association's event promoting the park at DeWees Field...Also gave football instructions to kids at Gatorade Junior Training Camp (GJTC)...Devard took classes to finish his degree in Kinesiology during the 2005 offseason...Full name: Devard Loran Darling.

REGULAR SEASON

RECEIVING

Year	Team	GP	GS	No.	Yds.	Avg.	LG	TD
2004	Baltimore	3	0	2	5	2.5	4	0
2005	Baltimore	10	0	0	0	0.0	0	0
Totals		13	0	2	5	2.5	4	0

CAREER SINGLE-GAME HIGHS (regular season)

Receptions:

2 (9/26/04 at Cin.)

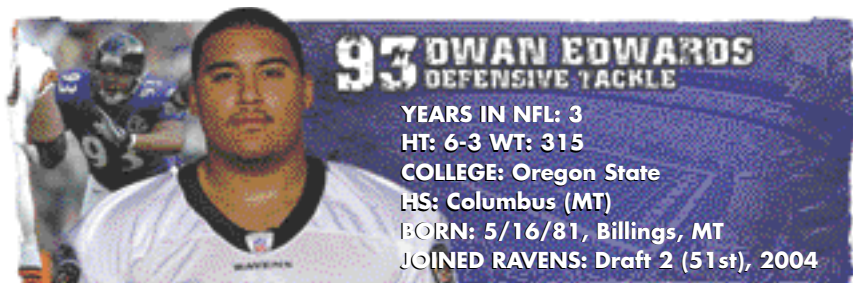
Yardage:

5 (9/26/04 at Cin.)

Long Gain:

4 (9/26/04 at Cin.)

DEVARD DARLING



YEARS IN NFL: 3

HT: 6-3 WT: 315

COLLEGE: Oregon State

HS: Columbus (MT)

BORN: 5/16/81, Billings, MT

JOINED RAVENS: Draft 2 (51st), 2004

GAMES PLAYED/STARTED: (2004, 4/0); (2005, 12/1) **Total 16/1**

TRANSACTIONS: Dwan Edwards was the 51st selection (2nd round) of the 2004 NFL Draft...Edwards is the 1st Raven to come out of Oregon State.

PRO: Young, veteran lineman with the size and speed to plug holes...Came into his own in 2005, playing in 12 games, starting his 1st-career game...Produced a career-high 38 tackles, including 23 solo...Saw action in 4 games as a rookie, totaling 4 tackles.

2005: Saw action in 12 games in 2005, recording a **career-high 38 tackles**, including 23 solo in 2005...**2005 SEASON HIGHLIGHTS:** Saw action from scrimmage and posted a **career-high 8 tackles** (5 solo), including 1 TFL as he **started his 1st-career game** in game 13 at Den. (12/11)...Played from scrimmage and posted 5 tackles (3 solo) in the 16-15 win in **game 12 vs. Hou. (12/4)**...Recorded 5 tackles (4 solo) in **game 8 vs. Cin. (11/6)**...Saw his 1st action of 2005 in **game 4 at Det. (10/9)** and responded with 7 tackles...Was a game-day inactive in **games 1-3**.

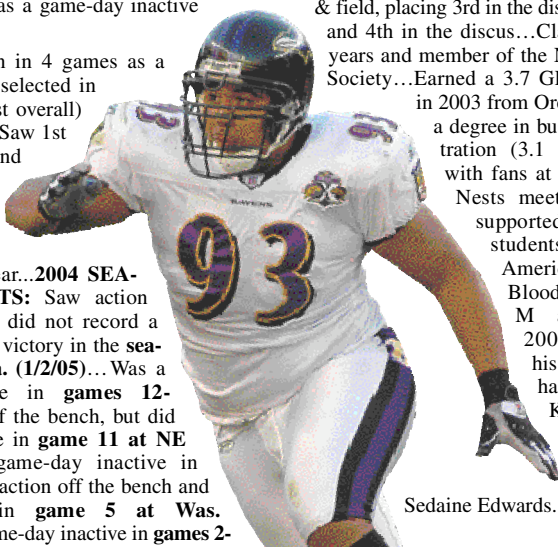
2004: Saw action in 4 games as a rookie after being selected in the 2nd round (51st overall) in the 2004 draft...Saw 1st action in career and recorded 2 tackles, 1 solo in game 1 at Cle. (9/12)...Totaled 4 tackles for the year...**2004 SEASON HIGHLIGHTS:** Saw action off the bench, but did not record a tackle in the 30-23 victory in the **season finale vs. Mia. (1/2/05)**...Was a game-day inactive in **games 12-15**...Saw action off the bench, but did not record a tackle in **game 11 at NE (11/28)**...Was a game-day inactive in **games 6-10**...Saw action off the bench and had 2 tackles in **game 5 at Was. (10/10)**...Was a game-day inactive in **games 2-**

4...Saw action in his **1st-career game** and recorded 2 tackles, 1 solo in **game 1 at Cle. (9/12)**.

COLLEGE, PERSONAL: Two-time All-Pac 10 Conference selection who recorded 159 tackles (88 solo) and 12.5 sacks (-93 yards)...A mainstay of the Beavers' DL since his sophomore year...**Started 36 of 48 games**...Registered 8 QB pressures, 3 FRs, 2 FFs and 3 PD while a Beaver...Beavers co-captain as a senior...Played 3 positions at Columbus (MT) HS...Three-year starter on offense and defense...A 3-year All-Conference pick on offense and defense and a 2-year All-State selection as a LB on defense and a FB his senior year...Selected as an All-League TE as a sophomore and junior...Chosen to play in the Montana-North Dakota All-Star game and Montana East-West Shrine game...Two-year starter in basketball and 3-year letterman averaging 20 points a game as a junior and over 22 points a game as a senior...Double-digit rebounder...Named 1st-team All-League and All-State pick those years...Participated in track & field, placing 3rd in the district in shot put and 4th in the discus...Class president 3 years and member of the National Honor Society...Earned a 3.7 GPA...Graduated

in 2003 from Oregon State with a degree in business administration (3.1 GPA)...Visited with fans at several Ravens Nests meetings...He also supported high school students at an American Red Cross Blood Drive in March, 2005...Dwan and his wife, Kelsey, have a daughter, Kaitlin (6) and a son, Dwan (2)...Full name: Dwan

Sedaine Edwards.



DWAN EDWARDS 93

2005

Game-by-Game Tackles

Ravens

Date/Opp.	TT	Solo	AS	INT	FF	FR	Sacks	PD
9/11 vs. Ind.				INACTIVE				
9/18 @ Ten.				INACTIVE				
10/2 vs. NYJ				INACTIVE				
10/9 @ Det	7	2	5	0-0	0	0	0-0	0
10/16 vs. Cle.	4	3	1	0-0	0	0	0-0	0
10/23 @ Chi.	2	2	0	0-0	0	0	0-0	0
10/31 @ Pit.	2	1	1	0-0	0	0	0-0	0
11/6 vs. Cin.	5	4	1	0-0	0	0	0-0	0
11/13 @ Jax.	0	0	0	0-0	0	0	0-0	0
11/20 vs. Pit.	0	0	0	0-0	0	0	0-0	0
11/27 @ Cin.	0	0	0	0-0	0	0	0-0	0
12/4 vs. Hou.	5	3	2	0-0	0	0	0-0	0
12/11 @ Den.	8	5	3	0-0	0	0	0-0	0
12/19 vs. G.B.				INACTIVE				
12/25 vs. Min.	2	1	1	0-0	0	0	0-0	0
1/1/06 @ Cle.	3	2	1	0-0	0	0	0-0	0
Totals	38	23	15	0-0	0	0	0-0	0

2004

Game-by-Game Tackles

Ravens

Date/Opp.	TT	Solo	AS	INT	FF	FR	Sacks	PD
9/12 @ Cle.	2	1	1	0-0	0	0	0-0	0
9/19 vs. Pit.				INACTIVE				
9/26 @ Cin.				INACTIVE				
10/4 vs. KC				INACTIVE				
10/10 @ Was.	2	0	2	0-0	0	0	0-0	0
10/24 vs. Buf.				INACTIVE				
10/31 @ Phi.				INACTIVE				
11/7 vs. Cle.				INACTIVE				
11/14 @ NYJ				INACTIVE				
11/21 vs. Dal.				INACTIVE				
11/28 @ NE	0	0	0	0-0	0	0	0-0	0
12/5 vs. Cin.				INACTIVE				
12/12 vs. NYG				INACTIVE				
12/19 @ Ind.				INACTIVE				
12/26 @ Pit.				INACTIVE				
1/2/05 vs. Mia.	0	0	0	0-0	0	0	0-0	0
Totals	4	1	3	0-0	0	0	0-0	0

DWAN EDWARDS

REGULAR SEASON

Year	TT	Solo	AS	Sacks	FF	FR	TDs	INTs	TDs	PD
2004	4	1	3	0-0	0	0	0	0-0	0	0
2005	38	23	15	0-0	0	0	0	0-0	0	0
Totals	42	24	18	0-0	0	0	0-0	0-0	0	0

CAREER SINGLE-GAME HIGHS (regular season)

Total Tackles:

8 (12/11/05 at Den.)

Sacks:

None

Forced Fumbles:

None

Passes Defensed:

None

Solo Tackles:

5 (12/11/05 at Den.)

INTs:

None

Fumble Recoveries:

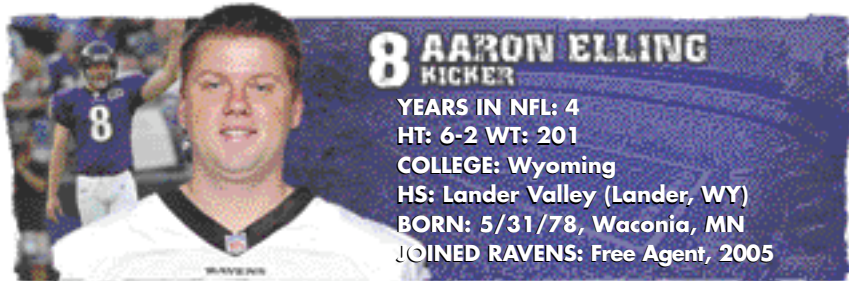
None

DWAN EDWARDS

DID YOU KNOW?

The Baltimore Ravens finished the 2005 season as the 2nd-ranked defense in the AFC, 5th overall in the league, allowing just 284.7 yards per game. The Ravens defense allowed 4.56 yards per play in 2005, closing the season behind the Steelers (4.55 yards), ranked No. 2 in the AFC and No. 3 in the NFL. They also finished as the 6th-ranked rushing defense in the AFC, allowing 99.4 yards per game.





8 AARON ELLING KICKER

YEARS IN NFL: 4

HT: 6-2 **WT:** 201

COLLEGE: Wyoming

HS: Lander Valley (Lander, WY)

BORN: 5/31/78, Waconia, MN

JOINED RAVENS: Free Agent, 2005

GAMES PLAYED/STARTED: (2003, 16/0); (2004, 8/0); (2005 9/0) **Total 33/0**

TRANSACTIONS: Aaron was signed by the Baltimore Ravens on 9/27/05...Waived by the Minnesota Vikings on 9/6/05...Activated from the Vikings injured reserve on 2/14/05...Placed on injured reserve (ankle) on 11/10/04...Signed by the Vikings on 9/17/04...Waived by the Tennessee Titans on 9/15/04...Signed by the Titans on 9/10/04...Waived by the Vikings on 9/2/04...Signed by the Vikings on 3/20/03...Waived by the Seattle Seahawks on 8/27/02...Originally signed as a rookie free agent by the Seahawks on 5/7/02.

PRO: Strong-legged K with good accuracy...Saw action in 9 games in his 1st year ('05) with the Ravens...Mostly handled KO duties, and posted 1 special teams tackle...Also punted 1 time for 32 yards (placing inside the 20-yard line) and had 1 FG attempt (54 yards)...Handled KOs and some FG duties for the Minnesota Vikings and Tennessee Titans...Spent 7 games with Vikings in '04 handling kickoff duties before season-ending broken leg suffered at Indianapolis (11/8/04)...Released by Vikings following training camp and spent the 2004 opener as a Tennessee Titan handling kicking and punting duties for the game at Miami (9/11)...Ended the 2003 season tied for 7th in the NFC in scoring among kickers with 102 points...Tied for Vikings scoring lead with Randy Moss at 102 points in his 1st NFL season...Tied for 2nd-best Viking performance in a season by hitting 48-of-48 XPAs.

2005: (with Baltimore) Saw action in 9 games in his 1st year with the Ravens...Mostly handled KO duties, and posted 1 special teams tackle...Also punted 1 time for 32 yards (placing inside the 20-yard line) and had 1 FG attempt (54 yards)...**2005 SEASON HIGHLIGHTS:** Was a game-day inactive in **games 14-16**...Kicked off 5 times placing 1 in the end zone, punted 1 time for 32 yards, placing it inside the 20-yard line, and missed a 54-yard FG attempt at the end of the 1st half in **game 11 at Cin. (11/27)**...Kicked off 5 times in the 16-13 OT win in **game 10 vs. Pit. (11/20)**...Kicked off 4 times, placing all 4 in the end zone, with 1 TB in **game 8 vs. Cin. (11/6)**...Kicked off 6 times, placing 2 in the end zone, including 1 for a TB and had a tackle in **game 7 at Pit. (10/31)**.

2004: (with Minnesota/Tennessee) Saw action in 7 games for the Vikings after playing in the opener with Tennessee...Placed on injured reserve on 11/17...**2004 SEASON HIGHLIGHTS:** Season ended with a broken ankle suffered in **game 8 at Ind. (11/8)** when he was making a tackle on KO coverage...Signed with the Vikings for Monday Night Football contest in **game 2 at Phi. (9/20)** where he handled KO duties...Waived by the Titans on 9/15...Scored 5 points in the Titans' **season opener at Mia. (9/11)**...Handled Titans punting chores in the 2004 opener, averaging 45.3 yards with a long of 58 and landing a punt inside the 20.

2003: (with Minnesota) Played in all 16 games...**2003 SEASON HIGHLIGHTS:** Hit a season-best 6-of-6 PATs and connected on a 46-yard FG in **game 15 vs. KC (12/20)**...Kicked a 24-yard FG and was 3-of-3 on PATs in **game 11 vs. Det. (11/23)** and had a pair of special teams tackles and a FF...Connected on FGs of 47 and 37 yards and was 3-of-3 on PATs in **game 8 vs. GB (11/2)**...Hit a **career-long 51-yard FG** in **game 7 vs. NYG (10/26)** and both PATs, missing a 54-yarder WL, the longest attempt of his career...Booted 5-of-5 PATs in **game 4 vs. SF (9/28)**...Tied Fred Cox's record for a Vikings' kicker on opening day with 3 FGs in **game 1 at GB (9/7)**...Also tied Gary Anderson's 2000 performance with 12 points in an opener, after connecting on FGs of 22, 46, and 34 yards and 3 PATs against the Packers.

2002: (with Seattle) Released by the Seahawks during training camp...Was 1-of-2 on FGAs and hit his lone PAT during preseason action...Signed by Seattle as a rookie free agent on 5/7.

COLLEGE, PERSONAL: Twice named honorable mention All-Mountain West Conference during his Cowboys tenure, as a sophomore and senior...Named 2nd-team All-MWC by The Sporting News as a senior...Played 3 seasons at Wyoming after transferring from George Fox College...Hit 37-of-55 FGs and 70-of-72 PATs in his 3 seasons at Wyoming...Went 6-of-8 on FGs of 50+ yards, including a career-best 56-yarder vs. Colorado State in 1999...Hit 5-of-6 FGs of 50+ yards in his junior and sen-

AARON ELLING 8

ior seasons...Converted last 32 straight PATs to end his career...Hit 10-of-14 FGs as a senior, his only misses were from 40+ yards...Earned Mountain West Conference Special Teams Player of the Week honors 4 times in his career...Was a 2-time All-State honoree in soccer at Lander Valley (Lander, WY) HS...Played lone season of prep football as a senior and earned All-Conference honors as a K...Also played WR and DB...Played on Wyoming all-star team in Down Under Bowl in Australia following senior year...Transferred to Wyoming from George Fox College in Oregon where he played on the soccer team...Named Academic All-Mountain West Conference 3 times...Earned degree in exercise physiology in spring 2001...Has been accepted to optometry school at Pacific University...Made a strong impact in the community by speaking at numerous schools, participating in National NFL High School Tuesday and various United Way activities...Married the former Jenna Lyn Knisley on 5/22/04...Full name: Aaron John Elling.

REGULAR SEASON

Year	Team	Games	PAT Made-Att.	FG Made-Att.	Total Points	KOs	TB	EZ
2003	Minnesota	16	48-48	18-25	102	72	1	1
2004	Min./Ten.	8	2-2	1-2	5	38	0	4
2005	Baltimore	9	0-0	0-1	0	34	2	3
Totals		33	50-50	19-27	107	144	2	8

CAREER SINGLE-GAME HIGHS (regular season)

SCORING:

Most Points Scored: 12 (9/7/03 at GB)

FIELD GOALS:

Number Attempted: 3 3 times (last: 12/7/03 vs. Sea.)

Number Made: 3 (9/7/03 at GB)

Longest Attempted: 54 yards (10/26/03 vs. NYG)

Longest Made: 51 yards (10/26/03 vs. NYG)

PATs:

Number Attempted: 6 (12/20/03 vs. KC)

Number Made: 6 (12/20/03 vs. KC)

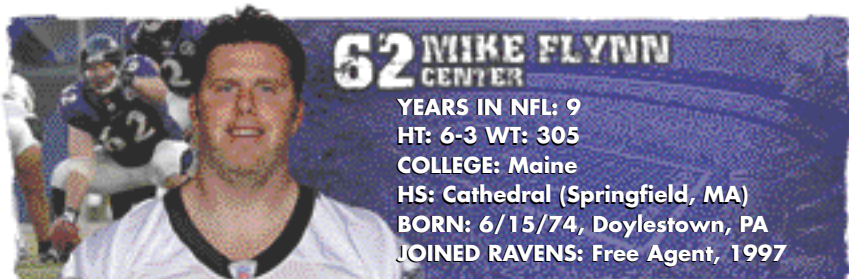
Consecutive PATs Made: 50 (9/7/03 - current)

AARON ELLING

M&T BANK STADIUM FIRSTS

M&T Bank Stadium opened for the 1998 season, and the Ravens played their 1st game on Sept. 6th versus the Steelers.

EVENT	OPPONENT	DATE	SCORE
1ST WIN	CINCINNATI BENGALS	9/27/98	31-24 - RAVENS
1ST LOSS	PITTSBURGH STEELERS	9/6/98	20-13 - STEELERS
1ST PASSING TD	PITTSBURGH STEELERS	9/6/98	20-13 - STEELERS
(JERMAINE LEWIS FROM ERIC ZEIER, 64 YARDS - 4TH QUARTER)			
1ST RUSHING TD	CINCINNATI BENGALS	9/27/98	31-24 - RAVENS
(PRIEST HOLMES, 3-YARD RUN - 1ST QUARTER)			
1ST INTERCEPTION	PITTSBURGH STEELERS	9/6/98	20-13 - STEELERS
(DUANE STARKS - 2ND QUARTER)			
1ST FIELD GOAL	PITTSBURGH STEELERS	9/6/98	20-13 - STEELERS
(MATT STOVER, 41 YARDS - 1ST QUARTER)			
1ST BLOCKED PUNT	DENVER BRONCOS	9/30/02	34-23 - RAVENS
(ED REED - 2ND QUARTER; DEN. 16-YARD LINE - LED TO A JAMAL LEWIS TD 3 PLAYS LATER)			

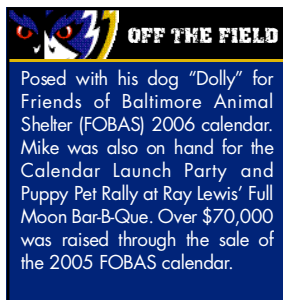


GAMES PLAYED/STARTED: (1997, 0/0); (1998, 3/0); (1999, 12/0); (2000, 16/16); (2001, 16/16); (2002, 15/15); (2003, 16/16); (2004, 9/5); (2005, 16/16) **Total 103/84**

Playoffs (2000, 4/4); (2001, 2/2); (2003, 1/1) **Total 7/7**

TRANSACTIONS: Mike Flynn re-signed with the Ravens on 3/3/04...Signed to the Ravens active roster off the Jaguars practice squad on 12/3/97...Signed to the Jacksonville Jaguars practice squad on 11/4/97...Waived by the Tampa Bay Buccaneers on 9/2/97...Signed by Tampa Bay to its practice squad on 8/27/97...Waived by the Baltimore Ravens on 8/24/97...Originally signed with Baltimore as a rookie free agent on 4/25/97.

PRO: A mainstay and the vocal leader of the Ravens' OL...Flynn started all 16 games at C for the Ravens in 2005...Helped protect Ravens QBs, allowing them to complete 59.6% of their passes, a Ravens' franchise record...The 335 completions were just 3 shy of another franchise mark...Also helped pave the way for the Ravens to rush for 1,605 yards, averaging 3.6 yards per carry...Flynn missed the 1st 7 games of the 2004 season due to a fractured collarbone suffered on the last day of training camp...Returned to the lineup in game 8, playing in 9 games, starting 5 (4 at RG and 1 at C)...Started all 16 games at C in 2003 and helped Jamal Lewis set a franchise-record with 2,066 rushing yards, the 2nd most rushing yards in NFL history (Eric Dickerson - 2,105 in 1984)...Flynn made the switch to center from RG in 2001, and the Ravens' offense didn't skip a beat...Flynn started all 16 regular-season games and 2 postseason games at C...His 1st full season as a starter (14 at RG and 2 at C) in 2000 resulted in a world championship...A tenacious, versatile competitor, Flynn started all 16 games in 2000, the 1st 16 starts of his career, plus all 4 playoff games...Has steadily developed since signing as a rookie free agent in 1997...Spent portions of his rookie season with Baltimore, Jacksonville and Tampa Bay.



2005: Started all 16 games at C and helped protect Ravens QBs, allowing them to complete 59.6% of their passes, a Ravens' franchise record...The 335 completions were just 3 shy of another franchise mark...Also helped pave the way for the Ravens to rush for 1,605 yards, averaging 3.6 yards per carry...**2005 SEASON HIGHLIGHTS:** Started at C and helped pave the way for the Ravens to average 4.0 yards per carry, picking up 129 yards on 32 carries in the **season finale at Cle. (1/1/06)**...Protected Kyle Boller, allowing him to throw for a season-high 289 yards and 3 TDs, helping him to become the 1st QB to post 110+ point QB ratings (113.5 vs. Min. and 136.8 vs. GB) in back-to-back games in franchise history in **game 15 vs. Min. (12/25)**...Helped Boller, who was not sacked and posted had a 70.4 completion percentage with 253 yards, 3 TDs and no INTs in the 48-3 victory in **game 14 vs. GB (12/19)**...Also helped pave the way for the Ravens to rush for a season-high 182 yards, including 105 and a TD by Jamal Lewis against the Packers...**Played in his 100th-career game** as he aided Boller, allowing him to throw for 251 yards and a TD in **game 13 at Den. (12/11)**...Started at C and helped pave the way for Lewis to rush for 113 yards (4.9 avg.) and helped Boller to throw for 3 TDs in **game 11 at Cin. (11/27)**...Started at C and helped protect QB Anthony Wright, allowing him to throw for a season-high 252 yards, 1 TD and 20 1st downs, including 12 through the air, in **game 7 at Pit. (10/31)**.

2004: Significant cog on the OL...Missed 1st 7 games (inactive) with a fractured clavicle that occurred in training camp...Started 5 of the final 6 games at RG and C...Returned to his usual position at C for the final game of the season replacing Casey Rabach, who moved to LG...Had not missed a start at C since 2002, when he missed 1 game (ankle)...**2004 SEASON HIGHLIGHTS:** Started at C as Casey Rabach started at LG for an injured Edwin Mulitalo (torn left triceps) and

MIKE FLYNN 62

helped pave the way for the Ravens to rush for 190 yards (4.6 ypc) in the **season finale vs. Mia. (1/2/05)**...The line did not allow a sack for the 2nd straight game in the 30-23 victory against Miami...Started at RG and helped open holes allowing the Ravens to rush for 160 yards, including 130 by Jamal Lewis in **game 14 at Ind. (12/19)**...Started at RG and helped open holes, allowing the Ravens to rush for 169 yards in **game 13 vs. NYG (12/12)**...Also helped protect Kyle Boller, allowing him to throw for 219 yards and a career-high 4 TDs against the Giants...Started at RG and helped open holes, allowing the Ravens to run for 192 yards, averaging 6.2 yards per rush in **game 12 vs. Cin. (12/5)**...Subbed at RG and helped protect Kyle Boller, allowing him to have an outstanding day, completing 57.5% of his passes (19-of-33) for 213 yards, 2 TDs and no INTs in the 20-17 OT victory in **game 9 at NYJ (11/14)**.


2003: Started all 16 regular-season games and 1 postseason game at C and helped Jamal Lewis set a franchise record with 2,066 rushing yards, the 2nd-most rushing yards in NFL history (Eric Dickerson - 2,105 in 1984)...**2003 SEASON HIGHLIGHTS:** Started at C and helped to open holes, allowing the Ravens to rush for 276 yards, including 205 by Jamal Lewis, in the 35-0 victory in **game 15 at Cle. (12/21)**...Started and helped protect Anthony Wright, allowing him to throw for a career-high 319 yards and 4 TDs in a spectacular 44-41 OT come-from-behind victory in **game 11 vs. Sea. (11/23)**...Also helped to open holes to allow the Ravens to rush for 150 yards, including 117 by Jamal Lewis...Started and protected Kyle Boller, allowing him to complete 15 of 27 passes for 302 yards, Kyle's 1st-career 300-yard passing game, in **game 6 at Cin. (10/19)**...Started at C and helped open holes, allowing Jamal Lewis to rush for an NFL record 295 yards and 2 TDs in **game 2 vs. Cle. (9/18)**...Cleared the way for Lewis to average 9.8 yards per carry, and allowed the Ravens to rush for 343 yards as a team.

2002: Played and started in 15 games, missing 1 due to an ankle injury in 2002...**2002 SEASON HIGHLIGHTS:**

Started in **game 16 at Pit. (12/29)**...Helped provide great pass protection, allowing QB Jeff Blake to complete 19 of 26 passes (73%) for 336 yards and 2 TDs for a season-high 108.7 passer rating...Started in **game 13 vs. NO (12/8)**...Helped protect, allowing Blake to complete 19 of 38 attempts for 316 yards and 2 TDs...Blake's 300-yard outing marked his 1st as a Raven, and the 1st by a Baltimore QB since Elvis Grbac threw for 326 yards at Cin. (9/23/01)...Started in **week 7 vs. Pit. (10/27)** and helped provide stellar pass protection for Blake, who started his 1st game as a Raven for injured Chris Redman (back)...The OL allowed only 1 sack in 50 pass attempts and helped Blake to complete 29 passes for 298 yards and 1 TD, and to rush for 1 more.

2001: Started all 16 regular season games and 2 postseason games at C...**2001 SEASON HIGHLIGHTS:** Started at C in 20-3 **Wild Card win at Mia. (1/13/02)**, as the OL paved the way for 226 rushing yards, the most in team-postseason history...Started in 19-3 win in **game 16 vs. Min. (1/7/02)**, as the OL paved the way for a 2001 regular season-high 212 rushing yards...Started in **game 1 vs. Chi. (9/9)**, as the OL did not allow a sack in the 17-6 victory over the Bears.

2000: Started all 16 games, 2 at C and 14 at RG, then all 4 playoff games at RG...**2000 SEASON HIGHLIGHTS:** Started at RG in the Ravens' **Super Bowl XXXV win over the NYG (1/28/01)** when Jamal Lewis gained 102 yards rushing...Started at RG in Baltimore's 44-7 win in **game 13 vs. Cle. (11/26)**, as the Ravens rushed for 247 yards and did not allow a sack...**Made his 1st NFL start at C in game 7 at Was. (10/15)** for injured Jeff Mitchell (ankle)...Started at RG then switched to C in the 1st quarter of the Ravens' 15-10 win in **game 6 at Jax. (10/8)**...Made the switch after Mitchell suffered an ankle injury...Helped pave the way for 188 yards rushing in the 12-0 Ravens' shutout win in **game 5 at Cle. (10/1)**...**Made 1st**



MIKE FLYNN 62

pro start at RG in the Ravens' 16-0 **opening-day win at Pit. (9/3)**, then switched to C in the 2nd quarter after a knee injury to Mitchell.

1999: Played on special teams in 12 games, and entered 2 games at LG in a reserve role following a neck injury to Jonathan Ogden...**1999 SEASON HIGHLIGHTS:** Entered **game 5 at Ten. (10/10)** when Ogden left with a neck injury...Went in at LG and Everett Lindsay moved to Ogden's tackle spot...Won a game ball for his effort in **game 4 vs. Atl. (10/3)**.

1998: Played in the final 3 games, the 1st game action of his NFL career...**1998 SEASON HIGHLIGHTS:** Saw action at RG in the 2nd half in **game 14 vs. Min. (12/13)**, his **1st NFL action**.

1997: Inactive for final 3 games after being signed to the Ravens' 53-man roster on 12/3...Was signed by Baltimore from Jax's practice squad...Was signed to Jacksonville's practice squad after being released by the Ravens...Spent training camp with the Ravens after signing as a free agent on 4/25.

COLLEGE, PERSONAL: Earned 1st-team All-Yankee Conference honors at T, Maine's 1st, 1st-team choice since T Dan Jones in 1992...Four-year starter and team captain...Third-team All-Yankee Conference selection as a junior RT...Made switch from G, where he started in 1992 before suffering season-ending knee injury in 5th game of sophomore season...*Super Prep* All-America and All-Western Massachusetts choice as an OT and DT at Cathedral (Springfield, MA) HS...Recorded 9 sacks as a senior and helped lead squad to Western Massachusetts state title...Also lettered in basketball and baseball...Signed autographs in exchange for toys at the 1999 Toys for Tots Mall Finale where more than 50,000 toys were collected...Flynn served dinners at the Johns Hopkins Children's House in Baltimore and donates his time to the Grant-A-Wish Foundation...Visited the children at the Ravens' Courage House, St. Vincent's Center, during the holidays...Holds a B.S. in sports management from the University of Maine...Enjoys visiting the St. Vincent's Center and participating in Ed Block-related events...Spoke to middle school children in Boca Raton, FL about education, and based his speeches on the book "*Ark for Learning*" by Mark Hanson...Delivered food along with his OL teammates to inner-city groups during Thanksgiving 2001...Traveled to Iceland with some of his Ravens teammates in May 2002 as part of an Iceland Air promotion...In September 2004, Flynn joined teammates at the Football 101 program at M&T Bank Stadium...Flynn spoke to over 300 women, teaching skills on the offensive side of the ball...Helped distribute perishable and non-perishable items to over 2,000 families in Park Heights for Autumn Harvest 2004 in November...Joined Matt Stover and Adalius Thomas at a movie screening of *Fat Albert* in December, 2004; Flynn and teammates invited Baltimore city youth to see the movie for the holidays...Posed his best friend "Dolly" for Friends of Baltimore Animal Shelter (FOBAS) 2006 calendar...Was on hand for the Calendar Launch Party and Puppy Pet Rally at Ray Lewis' Full Moon Bar-B-Que...Over \$70,000 was raised through the sale of the 2005 FOBAS calendar...Married the former Mary Wells in the spring of 2003...Full name: Michael Patrick Flynn.


UNSUNG HERO AWARD

Presented annually to the Ravens' player who best demonstrates outstanding performance on the field, but does not receive recognition for his accomplishments. The award, voted by the presidents of the individual Ravens Roosts councils, is presented at the Roosts' Bull and Oyster Roast each February.



PAST WINNERS

1996 - RB Earnest Byner
1997 - S Stevon Moore
1998 - OL Jeff Blackshear
1999 - DT Larry Webster
2000 - S Kim Herring
2001 - LB Jamie Sharper
2002 - DT Kelly Gregg
2003 - LB Ed Hartwell
2004 - C/G Casey Rabach
2005 - LB Adalius Thomas



91 AUDRAYO FRANKLIN
DEFENSIVE TACKLE

YEARS IN NFL: 4
HT: 6-1 **WT:** 320
COLLEGE: Tennessee
HS: Science Hill (Johnson City, TN)
BORN: 8/27/80, Johnson City, TN
JOINED RAVENS: Draft 5a (146th), 2003

GAMES PLAYED/STARTED: (2003, 1/0); (2004, 6/0); (2005, 15/1) **Total 22/1**

TRANSACTIONS: Audrayo Franklin was selected with the 146th overall pick in the 5th round of the 2003 NFL Draft...Franklin was the 1st of 2 (Tony Pashos, 173rd overall) 5th-round selections for the Ravens in 2003.

PRO: Aggressive, physical lineman with good instincts...Saw action in a career-high 15 games, including starting his 1st-career game in 2005...Netted a *career-high 34 tackles*, and picked up his *1st-career sack* last season...Picked up valuable experience in 2004, seeing action in 6 games and posting 7 TT and 1 PD...Saw action in 1 game and recorded 1 tackle as a rookie.

2005: Saw action in 15 games, *starting his 1st-career game* (vs. GB, 12/19), finishing the season with a *career-high 34 tackles* (18 solo) and his 1st-career sack...**2005 SEASON HIGHLIGHTS:** *Started his 1st-career game* and had 4 tackles in the 48-3 win in **game 14 vs. GB (12/19)**...Played from scrimmage and had 7 tackles (4 solo) and his *1st-career sack* (-1 yard) in **game 13 at Den. (12/11)**...Saw action from scrimmage and posted 3 tackles in **game 12 vs. Hou. (12/4)**...Subbed from scrimmage and had 3 tackles, including 2 solo in **game 7 at Pit. (10/31)**...Saw action off the bench and posted 4 tackles in **game 2 at Ten. (9/18)**.

2004: Played in 6 games in his 2nd year with the Ravens...Posted 7 tackles (3 solo) and 1 PD...**2004 SEASON HIGHLIGHTS:** Subbed and posted 2 tackles and 1 QB hit in the 37-14 victory in **game 13 vs. NYG (12/12)**...Was a game-day inactive in **games 5-11**...Saw action off the bench and recorded 1 tackle in **game 4 vs. KC (10/4)**...Subbed and recorded 1 tackle and 1 PD in the 23-9 win in **game 3 at Cin. (9/26)**...Saw action off the bench and posted 3 solo tackles, including 1 QB hit in 30-13 win in **game 2 vs. Pit. (9/19)**.

2003: Saw action in 1 game as a rookie, posting 1 tackle...**2003 SEASON HIGHLIGHTS:** Was inactive in the **Wild Card loss vs. Ten. (1/3/04)**...Was inactive in **games 8-16**...Played in his *1st-career game* in **game 7 vs. Den. (10/26)** and had 1 tackle...Inactive for **games 1-6**...Was allocated to the Frankfurt Galaxy of NFL Europe League and finished the 10-game season with 25 tackles (20 solo), 3 sacks and 3 PD as he assisted the Galaxy to a 7-3 record and an appearance in the NFLFL Championship game.

COLLEGE, PERSONAL: Finished his Tennessee career with 70 tackles (42 solo), 2 sacks and 5 TFL...Forced his way into the starting lineup for the final 8 games at DT as a senior...Recorded 56 tackles (36 solo) with 2 sacks (-18 yards) and 5 TFL of 24 total yards...Had 1 PD and led the team with 10 QB pressures...Tackled Ravens teammate RB Musa Smith for a 4-yard loss in game against Georgia...Posted a career-high 10 tackles (7 solo) with a half-sack for a 3-yard loss and a pressure vs. South Carolina...In Peach Bowl vs. Maryland and final collegiate game, tallied 4 tackles (3 solo)...Played in every game as a reserve DT, making 14 tackles (6 solo) as a junior...Two-year starter at DT for Itawamba (Fulton, MS) Community College...Named All-State and selected Mississippi's Most Valuable DL in 2000...Recorded 75 tackles with 12 sacks as a sophomore...Attended Science Hill (Johnson City, TN) HS...All-Conference and All-State LB who recorded 180 tackles as a senior...Arts and Sciences major...Name is pronounced ah-BRAY...Franklin took part in the Ravens' 2006 Spring Football Fest on May 21st at M&T Bank Stadium, where he signed autographs and met with corporate sponsors in the VIP suite...Full name: Audrayo Razyo Franklin.

AUBRAYO FRANKLIN 91

2005

Game-by-Game Tackles

Ravens

Date/Opp.	TT	Solo	AS	INT	FF	FR	Sacks	PD
9/11 vs. Ind.				INACTIVE				
9/18 @ Ten.	4	2	2	0-0	0	0	0-0	0
10/2 vs. NYJ	0	0	0	0-0	0	0	0-0	0
10/9 @ Det	2	1	1	0-0	0	0	0-0	0
10/16 vs. Cle.	1	1	0	0-0	0	0	0-0	0
10/23 @ Chi.	2	1	1	0-0	0	0	0-0	1
10/31 @ Pit.	3	2	1	0-0	0	0	0-0	0
11/6 vs. Cin.	1	0	1	0-0	0	0	0-0	0
11/13 @ Jax.	4	2	2	0-0	0	0	0-0	0
11/20 vs. Pit.	2	1	1	0-0	0	0	0-0	0
11/27 @ Cin.	1	1	0	0-0	0	0	0-0	0
12/4 vs. Hou.	3	1	2	0-0	0	0	0-0	0
12/11 @ Den.	7	4	3	0-0	0	0	1.0-1	0
12/19 vs. GB	4	2	2	0-0	0	0	0-0	0
12/25 vs. Min.	0	0	0	0-0	0	0	0-0	0
1/1/06 @ Cle.	0	0	0	0-0	0	0	0-0	0
Totals	34	18	16	0-0	0	0	1.0-1	1

2003

Game-by-Game Tackles

Ravens


Date/Opp.	TT	Solo	AS	INT	FF	FR	Sacks	PD
9/7 @ Pit.				INACTIVE				
9/14 vs. Cle.				INACTIVE				
9/21 @ SD				INACTIVE				
9/28 vs. KC				INACTIVE				
10/12 @ Ari.				INACTIVE				
10/19 @ Cin.				INACTIVE				
10/26 vs. Den.	1	1	0	0-0	0	0	0-0	0
11/2 vs. Jax.				INACTIVE				
11/9 @ STL				INACTIVE				
11/16 @ Mia.				INACTIVE				
11/23 vs. Sea.				INACTIVE				
11/30 vs. SF				INACTIVE				
12/7 vs. Cin.				INACTIVE				
12/14 @ Oak.				INACTIVE				
12/21 @ Cle.				INACTIVE				
12/28 vs. Pit.				INACTIVE				
Totals	1	1	0	0-0	0	0	0-0	0
Playoffs								
1/3/04 vs. Ten.				INACTIVE				
Totals	0	0	0	0-0	0	0	0-0	0

2004

Game-by-Game Tackles

Ravens

Date/Opp.	TT	Solo	AS	INT	FF	FR	Sacks	PD
9/12 @ Cle.				INACTIVE				
9/19 vs. Pit.	3	3	0	0-0	0	0	0-0	0
9/26 @ Cin.	1	0	1	0-0	0	0	0-0	1
10/4 vs. KC	1	0	1	0-0	0	0	0-0	0
10/10 @ Was.				INACTIVE				
10/24 vs. Buf.				INACTIVE				
10/31 @ Phi.				INACTIVE				
11/7 vs. Cle.				INACTIVE				
11/14 @ NYJ				INACTIVE				
11/21 vs. Dal.				INACTIVE				
11/28 @ NE				INACTIVE				
12/5 vs. Cin.	0	0	0	0-0	0	0	0-0	0
12/12 vs. NYG	2	0	2	0-0	0	0	0-0	0
12/19 @ Ind.	0	0	0	0-0	0	0	0-0	0
12/26 @ Pit.				INACTIVE				
1/2/05 vs. Mia.				INACTIVE				
Totals	7	3	4	0-0	0	0	0-0	1



AUBRAYO FRANKLIN

REGULAR SEASON

Year	TT	Solo	AS	Sacks	FF	FR	TDs	INTs	TDs	PD
2003	1	1	0	0-0	0	0	0	0-0	0	0
2004	7	3	4	0-0	0	0	0	0-0	0	1
2005	34	18	16	1-1	0	0	0	0-0	0	1
Totals	42	22	20	1-1	0	0	0	0-0	0	2

CAREER SINGLE-GAME HIGHS (regular season)

Total Tackles:

7 (12/11/05 at Den.)

Sacks:

1 (12/11/05 at Den.)

Forced Fumbles:

None

Passes Defensed:

1 2 times (last: 10/23/05 at Chi.)

Solo Tackles:

4 (12/11/05 at Den.)


INTs:

None

Fumble Recoveries:

None

AUBRAYO FRANKLIN



33 JUSTIN GREEN FULLBACK

YEARS IN NFL: 2
HT: 5-11 **WT:** 251
COLLEGE: Montana
HS: University of San Diego (CA)
BORN: 4/30/82, San Diego, CA
JOINED RAVENS: Draft 5 (158th), 2005

GAMES PLAYED/STARTED: (2005, 12/4) **Total 12/4**

TRANSACTIONS: Justin Green was selected with the 158th overall pick (5th round) of the 2005 NFL Draft...First player selected out of Montana by the Ravens...One of 5 offensive players tabbed by the Ravens in the 2005 draft...First RB selected since 2003 when the Ravens picked both Musa Smith (3rd, 77th) and FB Ovie Mughelli (4b, 134th).

PRO: Multi-purpose, talented back who combines great hands, running power and blocking skills...Saw action in 12 games, starting 4 as a rookie before a wrist injury and subsequent surgery held him out of 3 games...Helped pave the way for the Ravens to rush for 1,605 yards, carried the ball 5 times for 4 yards, converted on a 2-point conversion (game 11 at Cin. - 11/27) and hauled in 7 receptions for 32 yards as a rookie...Also posted 4 special teams tackles in 2005.

2005: Saw action in 12 games, starting 4 at FB as a rookie despite missing 3 games and being slowed in the final 2 games of the season after wrist surgery...Helped pave the way for the Ravens to rush for 1,605 yards in 2005...Green also carried the ball 5 times and pulled in 7 receptions as a rookie...

2005 SEASON HIGHLIGHTS: Was inactive (wrist surgery) in **games 12-14**...Started and helped pave the way for Jamal Lewis to rush for 113 yards on 23 carries (4.9 ypc) in **game 11 at Cin. (11/27)**...Also had 1 reception for 7 yards (good for a 1st down), carried the ball 5 times for 4 yards and converted a 2-point conversion against the Bengals...Started and pulled in 3 receptions for 8 yards and helped pave the way for the Ravens to rush for 104 yards in the 16-13 OT win in **game 10 vs. Pit. (11/20)**...**Started his 1st-career game** and pulled in 1 reception for 7 yards in **game 7 at Pit. (10/31)**...Saw action from scrimmage, catching a pass for 8 yards (his 1st-career reception) and played on special teams, recording a solo tackle in **game 6 at Chi. (10/23)**...Saw action from scrimmage and on special teams, posting 2 tackles in **game 4 at Det. (10/9)**...Played both from scrimmage and on special teams in **game 1 vs. Ind. (9/11)**...Did not have a rushing attempt or a reception, but did return 1 kick for 10 yards against the Colts.

COLLEGE, PERSONAL: Played in 27 games at Montana, starting 20...Rushed 412 times for 1,784 yards (4.3 avg) and 22 TDs...Caught 15 passes for 93 yards (6.2 avg)...Attended San Diego Mesa College before transferring to Montana...Honorable mention All-Big Sky Conference selection as a senior at Montana...Gained 638 yards and rushed for 8 TDs on 160 carries (4.0 avg)...Played in 14 games and started 11 (missed the Northwestern State 1st-round playoff game with an injury)...Had 9 receptions for 68 yards...Selected Montana's Golden Helmet Award winner, given annually to the team's "hardest hitter," and is only the 4th offensive player to receive the award (since its inception in 1967)...Voted the Big Sky Conference "Newcomer of the Year" by the league coaches...Played in 13 games...Finished 3rd in the conference in rushing, averaging 88.2 yards per game...His 1,146 rushing yards on 252 carries rank him 4th in Grizzly single-season history...His 14 total TDs led the Big Sky and tied for the 4th-most in Montana single-season history...His 84 points ranked 5th (tied) in the Big Sky and are the 8th (tied) most in single-season history at UM...Received Montana's Terry Dillon Award, given annually to the team's "outstanding back"...Second-team All-Big Sky Conference selection...Was a Sociology major at Montana...Was team captain, voted "Best Back," and co-MVP as a sophomore at San Diego Mesa College...Second-ranked rusher in league with 874 yards and 7 TDs...Named a *JC Gridwire* honorable mention All-American...Red-shirted as a freshman in 2001...A standout RB at the University of San Diego (CA) HS where he rushed for 5,397 career yards, which is the most in San Diego County history...Rushed for 57 career TDs...First team all-CIF as a junior and senior...As a junior, he rushed for 2,385 yards, the 5th-most ever in California prep history...As a senior, Justin rushed for 1,801 yards and 20 TDs and was a *USA Today* honorable mention All-



OFF THE FIELD


Joined Ravens teammates (RB Jamal Lewis and QB Anthony Wright) at Aunt Hattie's Place, a residential home for boys aged 9-18 to serve 2005 Thanksgiving Dinner.

JUSTIN GREEN 33

American...Team captain in football...As a senior, he was selected MVP of the CIF title game when he rushed for 252 yards and 3 scores...Chosen league MVP as a junior and senior, and "Outstanding Back" both those seasons as well...Eamed 3 letters in football and 2 in basketball...His junior hoops team won the state championship, and 1 of the key players was current NBA player Luke Walton...In Sep. 2005, Green visited Living Classrooms in downtown Baltimore and spoke to middle school students, toured the facility and worked with participants in the Fresh Start and Project S.E.R.V.E. programs...He met with Kennedy Krieger students for national Red Ribbon Week in Oct 2005, joining annual celebration that brings communities and students

across America together to commit to living drug-free lives...Spoke to the football team at Waldorf High School in Nov. 2005...Joined with other Ravens RBs and Mars Food to provide food to families in Columbia at the Owen Brown Interfaith Center for Thanksgiving...Joined teammates (RB Jamal Lewis, CB Robb Butler and QB Anthony Wright) at Aunt Hattie's Place, a residential home for boys aged 9-18 to serve Thanksgiving Dinner...In December 2005, was one of several Ravens personal shopping partners to 100 children as part of the inaugural Holiday Helpers event...Participated with Ed Reed and Dick's Sporting Goods to provide the 16 young men of Aunt Hattie's Place with \$250 gift certificates and a personal shopping experience...Full name: Justin Tyazz Green.

JUSTIN GREEN



2005 Game-By-Game

Ravens									
RUSHING					RECEIVING				
Date/Opp.	No	Yds	Avg	LG TD	No	Yds	Avg	LG TD	
9/11 vs. Ind.	0	0	0.0	0 0	0	0	0.0	0 0	
9/18 @ Ten.	0	0	0.0	0 0	0	0	0.0	0 0	
10/2 vs. NYJ	INACTIVE								
10/9 @ Det.	0	0	0.0	0 0	0	0	0.0	0 0	
10/16 vs. Cle.	0	0	0.0	0 0	0	0	0.0	0 0	
10/23 @ Chi.	0	0	0.0	0 0	1	8	8.0	8 0	
10/31 @ Pit.	0	0	0.0	0 0	1	7	7.0	7 0	
11/6 vs. Cin.	0	0	0.0	0 0	1	2	2.0	2 0	
11/13 @ Jax.	0	0	0.0	0 0	0	0	0.0	0 0	
11/20 vs. Pit.	0	0	0.0	0 0	3	8	2.7	7 0	
11/27 @ Cin.	5	4	0.8	4 0	1	7	7.0	7 0	
12/4 vs. Hou.	INACTIVE - WRIST								
12/11 @ Den.	INACTIVE - WRIST								
12/19 vs. GB	INACTIVE - WRIST								
12/25 vs. Min.	0	0	0.0	0 0	0	0	0.0	0 0	
1/1/06 @ Cle.	0	0	0.0	0 0	0	0	0.0	0 0	
Totals	5	4	0.8	4 0	7	32	4.6	8 0	

REGULAR SEASON

RUSHING

Year	Team	GP	GS	No.	Yds.	Avg.	LG	TD
2005	Baltimore	12	4	5	4	0.8	4	0
Totals		12	4	5	4	0.8	4	0

RECEIVING

No.	Yds.	Avg.	LG	TD
7	32	4.6	8	0
Totals	7	32	4.6	8 0

SPECIAL TEAMS TACKLES (4): 2005 (4)

CAREER SINGLE-GAME HIGHS (regular season)

RUSHING:

Carries:
5 (11/27/05 at Cin.)

Yards:
4 (11/27/05 at Cin.)

Long:
4 (11/27/05 at Cin.)

Touchdowns:
None

RECEIVING:

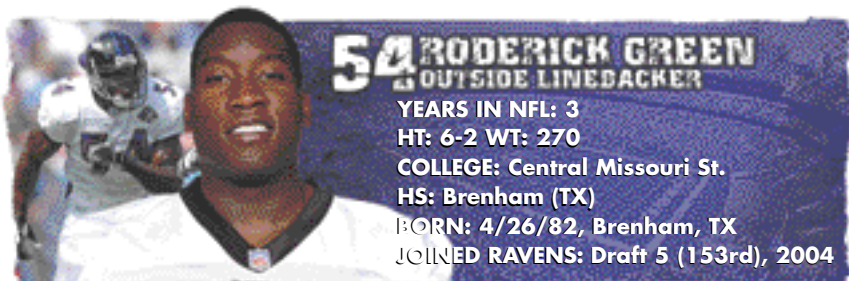
Receptions:
3 (11/20/05 vs. Pit.)

Yards:
8 2 times (last: 11/20/05 vs. Pit.)

Long:
8 (10/23/05 at Chi.)

Touchdowns:
None

JUSTIN GREEN



54 RODERICK GREEN OUTSIDE LINEDACKER

YEARS IN NFL: 3

HT: 6-2 WT: 270

COLLEGE: Central Missouri St.

HS: Brenham (TX)

BORN: 4/26/82, Brenham, TX

JOINED RAVENS: Draft 5 (153rd), 2004

GAMES PLAYED/STARTED: (2004, 9/0); (2005, 16/0) **Total 25/0**

TRANSACTIONS: Roderick Green was a 5th-round selection by the Ravens (153rd overall) in the 2004 draft...Baltimore selected Green at the 153rd position in a trade with Miami for the Ravens' 5th (160th) and 7th (222nd) selections in 2004.

PRO: Versatile, athletic LB with a quick burst off the line and power...Played in all 16 games in 2005 and finished tied for 2nd on the team with a career-high 17 special teams tackles...Green also posted his *1st-career sack* in 2005...Saw action in 9 games as a rookie, providing depth at LB and solid special teams play...Posted 1 tackle from scrimmage and 5 special teams tackles in 2004.


2005: Saw action in all 16 games, and finished 2nd on the team with a *career-high 17 special teams tackles* and had a FR in 2005...**2005**

SEASON HIGHLIGHTS: Netted 3 special teams tackles in the **season finale at Cle.** (1/1/06)...Saw action off the bench from scrimmage (posted a tackle) and had a solo special teams tackle in the 48-3 win in **game 14 vs. GB (12/19)**...Saw action on special teams and had 2 solo tackles in **game 13 at Den.** (12/11)...Led the team with 4 special teams tackles in **game 12 vs. Hou. (12/4)**...Saw action on special teams and had a solo tackle and a FR in **game 7 at Pit.** (10/31)...Recorded a sack (-2 yards) in the 13-3 victory in **game 3 vs. NYJ (10/2)**...Subbed and recorded 1 tackle, a sack (-2 yards)

and a special teams tackle in **game 2 at Ten.** (9/18).

2004: Saw action in 9 games as a rookie, playing both on special teams and from scrimmage...Green made 5 special teams tackles and 1 from scrimmage...**2004 SEASON HIGHLIGHTS:** Saw action on special teams and recorded 1 tackle in **game 15 at Pit.** (12/26)...Played on special teams and recorded a tackle in the 37-14 victory in **game 13 vs. NYG (12/12)**...Saw action on special teams in **game 12 vs. Cin. (12/5)**...Recorded his *1st-career tackle from scrimmage* and netted 1 special teams tackle in the 30-10 win in **game 10 vs. Dal. (11/21)**...Saw action from scrimmage and had 1 special teams tackle in **game 6 vs. Buf. (10/24)**...Played on special teams in **game 5 at Was. (10/10)**...Saw the *1st NFL action of his career* on special teams in **game 4 vs. KC (10/4)**.

COLLEGE, PERSONAL: Received numerous honors as a senior at CMSU, including All-American 1st-team selection (American Football Coaches Association) and NFL Draft Report...Earned Little All-American 3rd-team honors from the Associated Press...A 2-year standout for t h e Mules...Started 23 games, totaling 114 tackles (74 solo) with 13 sacks (-111 yards)...Posted 3 FRs, 4 FFs and had 4 PD...Transferred from Blinn Junior College in 2002...Earned All-American and All-Conference honors for Coach Everett Todd at Blinn



RODERICK GREEN 54

(TX) Junior College...Two-year standout as a DE starting 8 games in 2001...Started 10 games at DE in his 1st year at Blinn...Physical education major...Holds the CMSU all-time record in power cleans, putting up 350 pounds...Attended Brenham (TX) HS, lettering 3 times as a DT...All conference choice at DT as a senior...Lettered in basketball...Full name: Roderick O'Neil Green.

2005

Game-by-Game Tackles

Ravens

Date/Opp.	TT	Solo	AS	INT	FF	FR	Sacks	PD
9/11 vs. Ind.	1	1	0	0-0	0	0	0-0	0
9/18 @ Ten.	1	1	0	0-0	0	0	1.0-2	0
10/2 vs. NYJ	1	1	0	0-0	0	0	1.0-2	0
10/9 @ Det	0	0	0	0-0	0	0	0-0	0
10/16 vs. Cle.	SAW ACTION ON SPECIAL TEAMS							
10/23 @ Chi.	SAW ACTION ON SPECIAL TEAMS							
10/31 @ Pit.	SAW ACTION ON SPECIAL TEAMS							
11/6 vs. Cin.	SAW ACTION ON SPECIAL TEAMS							
11/13 @ Jax.	SAW ACTION ON SPECIAL TEAMS							
11/20 vs. Pit.	SAW ACTION ON SPECIAL TEAMS							
11/27 @ Cin.	SAW ACTION ON SPECIAL TEAMS							
12/4 vs. Hou.	SAW ACTION ON SPECIAL TEAMS							
12/11 @ Den.	SAW ACTION ON SPECIAL TEAMS							
12/19 vs. GB	1	1	0	0-0	0	0	0-0	0
12/25 vs. Min.	SAW ACTION ON SPECIAL TEAMS							
1/1/06 @ Cle.	SAW ACTION ON SPECIAL TEAMS							
Totals	4	4	0	0-0	0	0	2.0-4	0

2004

Game-by-Game Tackles

Ravens

Date/Opp.	TT	Solo	AS	INT	FF	FR	Sacks	PD
9/12 @ Cle.	INACTIVE							
9/19 vs. Pit.	INACTIVE							
9/26 @ Cin.	INACTIVE							
10/4 vs. KC	SAW ACTION ON SPECIAL TEAMS							
10/10 @ Was.	SAW ACTION ON SPECIAL TEAMS							
10/24 vs. Buf.	0	0	0	0-0	0	0	0-0	0
10/31 @ Phi.	INACTIVE							
11/7 vs. Cle.	INACTIVE							
11/14 @ NYJ	INACTIVE							
11/21 vs. Dal.	1	1	0	0-0	0	0	0-0	0
11/28 @ NE	0	0	0	0-0	0	0	0-0	0
12/5 vs. Cin.	SAW ACTION ON SPECIAL TEAMS							
12/12 vs. NYG	SAW ACTION ON SPECIAL TEAMS							
12/19 @ Ind.	INACTIVE							
12/26 @ Pit.	SAW ACTION ON SPECIAL TEAMS							
1/2/05 vs. Mia.	SAW ACTION ON SPECIAL TEAMS							
Totals	1	1	0	0-0	0	0	0-0	0

RODERICK GREEN

REGULAR SEASON

Year	TT	Solo	AS	INTs	TDs	FF	FR	TD	Sacks	PD
2004	1	1	0	0-0	0	0	0	0	0-0	0
2005	4	4	0	0-0	0	0	0	0	2-4	0
Totals	5	5	0	0-0	0	0	0	0	2-4	0

SPECIAL TEAMS TACKLES (22): 2004 (5); 2005 (17)

CAREER SINGLE-GAME HIGHS (regular season)

Total Tackles:

1 5 times (last: 12/19/05 vs. GB)

Sacks:

1 2 times (last: 10/2/05 vs. NYJ)

Forced Fumbles:

None

Passes Defensed:

None

Solo Tackles:

1 5 times (last: 12/19/05 vs. GB)

INTs:

None

Fumble Recoveries:

None

RODERICK GREEN

DID YOU KNOW?

Baltimore's defense finished the 2005 campaign as the 2nd-best defense in the AFC, missing the top spot by less than a yard. The Steelers gave up only .7 yards fewer per contest than the Ravens, who were without former NFL Defensive POY's Ray Lewis and Ed Reed for a combined 16 games.

AFC's Top-Ranked Defenses, 2005

Team	Total Yds.
Pittsburgh	284.0
Baltimore	284.7
Jacksonville	290.9
Indianapolis	307.1
New York Jets	308.8



97 KELLY GREGG DEFENSIVE TACKLE

YEARS IN NFL: 7
HT: 6-0 **WT:** 310
COLLEGE: Oklahoma
HS: Edmond (OK)
BORN: 11/1/76, Wichita, KS
JOINED RAVENS: Free Agent, 2000

GAMES PLAYED/STARTED: (2001, 8/1); (2002, 16/16); (2003, 16/15); (2004, 14/14); (2005, 16/16) **Total 70/62**

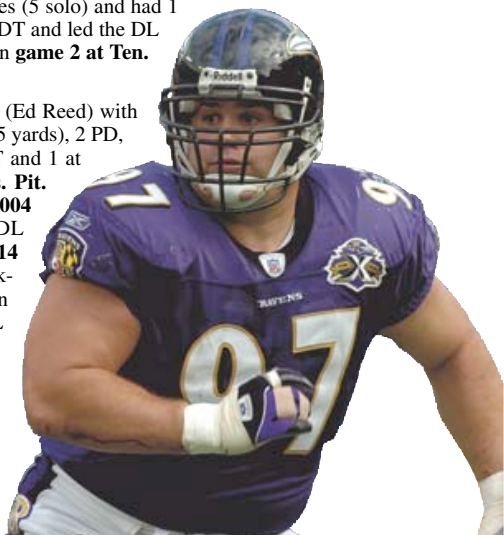
Playoffs: (2001, 2/0); (2003, 1/1) **Total 3/1**

TRANSACTIONS: Kelly Gregg signed a contract extension with the Ravens on 12/29/03...Signed to the active roster on 2/12/01...Signed to the Ravens' practice squad on 9/13/00...Waived by the Philadelphia Eagles on 9/12/00...Signed by the Eagles on 12/8/99...Waived by the Bengals on 9/6/99, then signed to their practice squad on 9/8/99...Was originally selected by Cincinnati in the 6th round of the 1999 draft (173rd overall).

PRO: The cornerstone of the Ravens' DL and 1 of the most underrated players in the NFL, Gregg is a fearless competitor with a non-stop motor...Missed just 2 games in the last 4 seasons (2002-05) at the most physical positions...Finished 4th on the team with 102 tackles (61 solo), a *career-high 4 PD* and 1.5 sacks in 2005...Tied for 4th on the team (Ed Reed) with 89 tackles (54 solo), 2.5 sacks, 2 PD, 1 FF and 1 FR in 2004...Finished 4th on the team with a *career-high 104 tackles* and posted 3 sacks and 1 FR in 2003...Enjoyed a breakout year in 2002 when he started all 16 games at NT...Played in 8 games, starting 1 in 2001...Contributed 19 tackles, including 10 solo...Allocated to the Rhein Fire of the NFL Europe League in spring 2001...Led the team with 6 sacks, 3 FFs and finished 3rd with 40 tackles and 3 PD.

2005: Started all 16 games in 2005, posting 102 tackles (61 solo) and 1.5 sacks (-7.5 yards) and a *career-high 4 PD*...**2005 SEASON HIGHLIGHTS:** Earned the defensive game ball when he led the DL with 5 tackles, including 1 TFL and 3 QB hits, in **game 15 vs. Min. (12/25)**...Led the DL with 9 tackles (6 solo) in **game 13 at Den. (12/11)**...Led the DL and *tied a career high with 10 tackles*, including 6 solo, in the 16-15 victory in game 12 vs. Hou. (12/4)...Started and tied for 2nd on the team with 9 tackles, including 6 solo and 1 sack (-5 yards), in **game 7 at Pit. (10/31)**...Led the DL and was 3rd on the team with 8 tackles (5 solo) and had 1 PD in **game 4 at Det. (10/9)**...Started at DT and led the DL with 7 tackles (4 solo), including 1 TFL in **game 2 at Ten. (9/18)**.

2004: Finished tied for 4th on the team (Ed Reed) with 89 tackles (54 solo), posted 1.5 sacks (-5.5 yards), 2 PD, 1 FF and 1 FR...Started 13 games at NT and 1 at RDT at NE (11/28)...Inactive (knee) vs. **Pit. (9/19)** and in **game 3 at Cin. (9/26)**...**2004 SEASON HIGHLIGHTS:** Led the DL with 8 tackles, including 1 TFL in **game 14 at Ind. (12/19)**...Led the DL with 10 tackles (6 solo) and 1 QB hit in the 30-10 win in **game 10 vs. Dal. (11/21)**...Led the DL with 8 tackles (5 solo), had 1 PD and 1.5 sacks (-5.5 yards) in the 20-17 OT victory in **game 9 at NYJ (11/14)**...Posted 5 tackles and stuffed the line as the Ravens held the Redskins to 107 total yards (2nd-lowest total in team history), including just 52 yards rushing in **game**



KELLY GREGG 97

5 at Was. (10/10)...Was inactive in games 2 and 3 (knee).

2003: Played in 16 regular-season games, starting 15, and started in the Ravens' Wild Card loss to Tennessee...Finished 4th on the team with a *career-high 104 tackles* (78 solo) and had 3 sacks and 1 FR...**2003 SEASON HIGHLIGHTS:** Posted 10 tackles, including 7 solo, 1 QB hit and helped to disrupt the Steelers' running game, holding them to 56 rushing yards in the **season finale vs. Pit. (12/28)**...Continually disrupted the Seahawks' running game with 7 tackles (6 solo) and 1 sack (-5 yards) in **game 11 vs. Sea. (11/23)**...Started and posted 7 tackles (5 solo) and his 1st sack of the season (-4 yards) in **game 4 vs. KC (9/28)**...Started and had 8 tackles (6 solo) and 1 QB hit in the 24-10 win in **game 3 at SD (9/21)**...Started at NT in **game 1 at Pit. (9/7)**...Posted 8 tackles (6 solo) and 1 FR (led to a Ravens' TD).

2002: Played and started all 16 games at NT in 2002, his 1st full NFL season as a starter...Finished 6th on the team and *led the defensive line with 90 tackles (61 solo)*...Added 2 sacks for 13 yards...**2002 SEASON HIGHLIGHTS:** Posted 10 tackles (6 solo) and 1 sack (-9 yards) in **game 13 vs. NO (12/8)**...Led DL with 6 tackles (4 solo), including 1 TFL in **game 10 at Mia. (11/17)**...Had 6 tackles (4 solo) and his 1st sack of the season (-5 yards) in **game 5 at Ind. (10/13)**...Posted 3 tackles in 26-21 win in **game 4 at Cle. (10/6)**...Started in **game 2 vs. TB (9/15)**...Had 6 tackles (4 solo), including 1 for loss and 2 QB hits against the Bucs...Started in **game 1 at Car. (9/8)**...Was 3rd on the team with 6 tackles (6 solo) at the Panthers.

2001: Saw action in 8 games, starting 1, during the regular season, and played in both playoff games...Finished the season with 19 tackles (10 solo)...**2001 SEASON HIGHLIGHTS:** Recorded 4 tackles (2 solo) and 1 PD in 14 plays in 22-10 loss in **game 15 at TB (12/29)**...Played on 17 defensive snaps in his 1st-career start, recording 4 tackles (3 solo), including his *1st-career sack*, in 27-17 loss in **game 10 vs. Cle. (11/18)**...The tackles were the 1st of his career...Inactive for 3 midseason games...Played on 3 defensive snaps, 1st action of the season, in 31-23 loss in **game 5 at GB (10/14)**...Inactive for the 1st 4 games of the season.

COLLEGE, PERSONAL: Recorded 117 tackles during his senior season at Oklahoma in 1998, including a Big 12-leading and Sooner record 24 TFL...He also tallied 9 sacks...Led the Sooners' DL in tackles his final 2 seasons with 117 (1998) and 98 (1997) becoming 1st DL to do so in 30 years...Sociology major at Oklahoma...Was named to All-State team each of his final 2 seasons at Edmond (OK) HS...The *Daily Oklahoman* named him the city's Defensive Player of the Year...Also, was a top heavyweight wrestler in nation and a 3-time state champion...Volunteered at the Baltimore City Clay Works in 2002...Also helped coach at the 2002 Little League Gatorade Football Camp...Visited children at the University of Maryland Hospital during the holidays in December 2003...Kelly was voted as the "Ravens Extra Effort Award" winner for the 2003 season by Ravens Roost #7 in Hagerstown, MD...Full Name: Kelly Michael Gregg.

2005

Game-by-Game Tackles

Ravens

Date/Opp.	TT	Solo	AS	Sacks	FF	FR	INTs	PD
9/11 vs. Ind.	4	2	2	0-0	0	0	0-0	0
9/18 @ Ten.	7	4	3	0-0	0	0	0-0	0
10/2 vs. NYJ	4	3	1	0-0	0	0	0-0	0
10/9 @ Det.	8	5	3	0-0	0	0	0-0	1
10/16 vs. Cle.	5	1	4	0.5-2.5	0	0	0-0	3
10/23 @ Chi.	4	2	2	0-0	0	0	0-0	0
10/31 @ Pit.	9	6	3	1.0-5.0	0	0	0-0	0
11/6 vs. Cin.	6	3	3	0.5-3.5	0	0	0-0	0
11/13 @ Jax.	8	5	3	0-0	0	0	0-0	0
11/20 vs. Pit.	6	5	1	0-0	0	0	0-0	0
11/27 @ Cin.	5	4	1	0-0	0	0	0-0	0
12/4 vs. Hou.	10	6	4	0-0	0	0	0-0	0
12/11 @ Den.	9	6	3	0-0	0	0	0-0	0
12/19 vs. GB	6	2	4	0-0	0	0	0-0	0
12/25 vs. Min.	5	2	3	.5-4	0	0	0-0	0
1/1/06 @ Cle.	6	5	1	0-0	0	0	0-0	0
Totals	102	61	41	2.5-15	0	0	0-0	4

2004

Game-by-Game Tackles

Ravens

Date/Opp.	TT	Solo	AS	Sacks	FF	FR	INTs	PD
9/12 @ Cle.	3	2	1	0-0	0	0	0-0	0
9/19 vs. Pit.	INACTIVE - KNEE							
9/26 @ Cin.	INACTIVE - KNEE							
10/4 vs. KC	7	6	1	0-0	0	0	0-0	0
10/10 @ Was.	5	2	3	0-0	0	0	0-0	0
10/24 vs. Buf.	8	4	4	0-0	0	0	0-0	0
10/31 @ Phi.	8	5	3	0-0	0	0	0-0	0
11/7 vs. Cle.	3	1	2	0-0	0	0	0-0	0
11/14 @ NYJ	8	5	3	1.5-5.5	0	0	0-0	1
11/21 vs. Dal.	10	6	4	0-0	0	0	0-0	0
11/28 @ NE	5	3	2	0-0	0	0	0-0	0
12/5 vs. Cin.	6	4	2	0-0	0	0	0-0	0
12/12 vs. NYG	7	4	3	0-0	1	1	0-0	1
12/19 @ Ind.	8	5	3	0-0	0	0	0-0	0
12/26 @ Pit.	6	2	4	0-0	0	0	0-0	0
1/2/05 vs. Mia.	5	5	0	0-0	0	0	0-0	0
Totals	89	54	35	1.5-5.5	1	1	0-0	2

KELLY GREGG

KELLY GREGG 97

2003

Game-by-Game Tackles

Ravens

Date/Opp.	TT	Solo	AS	Sacks	FF	FR	INTs	PD
9/7 @ Pit.	8	6	2	0-0	0	1	0-0	0
9/14 vs. Cle.	4	2	2	0-0	0	0	0-0	0
9/21 @ SD	8	6	2	0-0	0	0	0-0	0
9/28 vs. KC	7	5	2	1-4	0	0	0-0	0
10/12 @ Ari.	5	2	3	1-6	0	0	0-0	0
10/19 @ Cin.	5	5	0	0-0	0	0	0-0	0
10/26 vs. Den.	4	2	2	0-0	0	0	0-0	0
11/2 vs. Jax.	9	6	3	0-0	0	0	0-0	0
11/9 @ STL	4	4	0	0-0	0	0	0-0	0
11/16 @ Mia.	6	5	1	0-0	0	0	0-0	0
11/23 vs. Sea.	7	6	1	1-5	0	0	0-0	0
11/30 vs. SF	7	6	1	0-0	0	0	0-0	0
12/7 vs. Cin.	5	4	1	0-0	0	0	0-0	0
12/14 @ Oak.	9	7	2	0-0	0	0	0-0	0
12/21 @ Cle.	6	5	1	0-0	0	0	0-0	0
12/28 vs. Pit.	10	7	3	0-0	0	0	0-0	0
Totals	104	78	26	3-15	0	1	0-0	0

Playoffs

1/3/04 vs. Ten.	6	2	4	0-0	0	0	0-0	0
Totals	6	2	4	0-0	0	0	0-0	0

2001

Game-by-Game Tackles

Ravens

Date/Opp.	TT	Solo	AS	Sacks	FF	FR	INTs	PD
9/9 vs. Chi.								
9/23 @ Cin.								
9/30 @ Den.								
10/7 vs. Ten.								
10/14 @ GB	0	0	0-0	0	0	0	0-0	0
10/21 @ Cle.								
10/28 vs. Jax.								
11/4 @ Pit.								
11/12 @ Ten.								
11/18 vs. Cle.	4	3	1	1-7	0	0	0-0	0
11/25 @ Jax.	2	1	1	0-0	0	0	0-0	0
12/2 vs. Ind.	3	2	1	0-0	0	0	0-0	0
12/16 vs. Pit.	0	0	0	0-0	0	0	0-0	0
12/23 vs. Cin.	4	2	2	0-0	0	0	0-0	1
12/29 @ TB	4	2	2	0-0	0	0	0-0	0
1/7/02 vs. Min.	2	0	2	0-0	0	0	0-0	0
Totals	19	10	9	1-7	0	0	0-0	1

Playoffs

1/13/02 @ Mia.	0	0	0	0-0	0	0	0-0	0
1/20/02 @ Pit.	4	3	1	0-0	0	0	0-0	0
Totals	4	3	1	0-0	0	0	0-0	0

2002

Game-by-Game Tackles

Ravens

Date/Opp.	TT	Solo	AS	Sacks	FF	FR	INTs	PD
9/8 @ Car.	6	6	0	0-0	0	0	0-0	0
9/15 vs. TB	7	4	3	0-0	0	0	0-0	0
9/30 vs. Den.	1	0	1	0-0	0	0	0-0	0
10/6 @ Cle.	3	2	1	0-0	0	0	0-0	0
10/13 @ Ind.	6	4	2	1-4	0	0	0-0	0
10/20 vs. Jax.	5	2	3	0-0	0	0	0-0	0
10/27 vs. Pit.	6	5	1	0-0	0	0	0-0	0
11/3 @ Atl.	7	7	0	0-0	0	0	0-0	0
11/10 vs. Cin.	6	2	4	0-0	0	0	0-0	0
11/17 @ Mia.	6	4	2	0-0	0	0	0-0	0
11/24 vs. Ten.	5	3	2	0-0	0	0	0-0	0
12/1 @ Cin.	6	4	2	0-0	0	0	0-0	0
12/8 vs. NO	10	6	4	1-9	0	0	0-0	0
12/15 @ Hou.	5	5	0	0-0	0	0	0-0	0
12/22 vs. Cle.	5	3	2	0-0	0	0	0-0	0
12/29 @ Pit.	6	4	2	0-0	0	0	0-0	0
Totals	90	61	29	2-14	0	0	0-0	0



KELLY GREGG



RAVENS PRONUNCIATION GUIDE

Kyle BollerBOWL-er
 Dwan Edwardsda-WAHN
 Aubrayo Franklinah-BRAY
 Sam KochCook
 Haloti Ngataha-LOW-tee
Na-tah
 Ovie MughelliOH-vee
mah-HAY-lee
 Edwin Mulitalomoo-lee-TAHL-oh

Tony PashosPAHH-shos
 Alan RicardREE-card
 Brian RimpfRIMF
 Samari RolleROLL
 Musa SmithMOO-sah
 Thatcher Szalayzuh-LAY
 Adaluis Thomasah-DAY-lus
 Keydrick Vincent ...KEY-drik

KELLY GREGG 97

REGULAR SEASON

Year	TT	Solo	AS	Sacks	FF	FR	TDs	INTs	TDs	PD
2001	19	10	9	1-7	0	0	0	0-0	0	1
2002	90	61	29	2-14	0	0	0	0-0	0	0
2003	104	78	26	3-15	0	1	0	0-0	0	0
2004	89	54	35	1.5-5.5	1	1	0	0-0	0	2
2005	102	61	41	2.5-15	0	0	0	0-0	0	4
Totals	404	264	140	10-56.5	1	2	0	0-0	0	7

CAREER SINGLE-GAME HIGHS (regular season)

Total Tackles:

10 4 times (last: 12/4/05 vs. Hou.)

Sacks:

1.5 (11/14/04 at NYJ)

Forced Fumbles:

1 (12/12/04 vs. NYG)

Passes Defended:

3 (10/16/05 vs. Cle.)

Solo Tackles:

7 3 times (last: 12/28/03 vs. Pit.)

INTs:

None

Fumble Recoveries:

1 2 times (last: 12/12/04 vs. NYG)

POSTSEASON

Year	TT	Solo	AS	Sacks	FR	FF	TDs	INTs	TDs	PD
2001	4	3	1	0-0	0	0	0	0-0	0	0
2003	6	2	4	0-0	0	0	0	0-0	0	0
Totals	10	5	5	0-0	0	0	0	0-0	0	0

KELLY GREGG

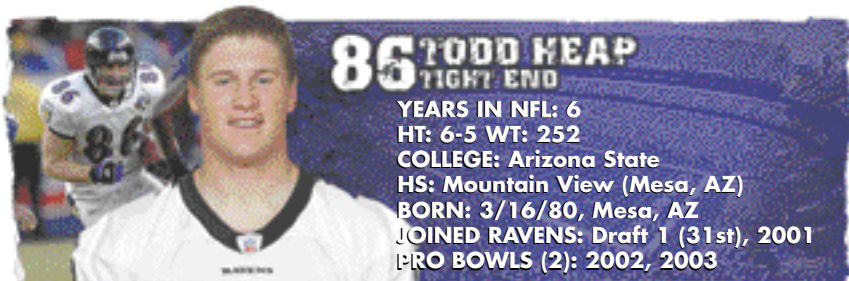
ED BLOCK COURAGE AWARD

The Ed Block Courage Award annually honors a player from each of the 32 NFL teams who exemplifies a commitment to the principles of sportsmanship and courage. The winners are selected for courageous effort, as well as individual performance. Voting is conducted by all team members. The Ed Block Courage Award recipient also symbolizes professionalism, great strength and dedication. The award is named after the late Baltimore Colts' trainer, Ed Block.



RAVENS WINNERS

- 1996 - DE Anthony Pleasant
- 1997 - C Wally Williams
- 1998 - S Stevon Moore
- 1999 - LB Peter Boulware
- 2000 - S Anthony Poindexter
- 2001 - S Corey Harris
- 2002 - T Ethan Brooks
- 2003 - DE Marques Douglas
- 2004 - T Orlando Brown
- 2005 - CB Dale Carter



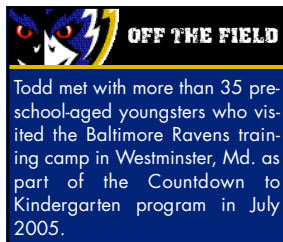
YEARS IN NFL: 6
HT: 6-5 **WT:** 252
COLLEGE: Arizona State
HS: Mountain View (Mesa, AZ)
BORN: 3/16/80, Mesa, AZ
JOINED RAVENS: Draft 1 (31st), 2001
PRO BOWLS (2): 2002, 2003

GAMES PLAYED/STARTED: (2001, 12/6); (2002, 16/16); (2003, 16/16); (2004, 6/5); (2005, 16/16) **Total 66/59**

Playoffs (2001, 2/1); (2003, 1/1) **Total 3/2**

TRANSACTIONS: Todd Heap was picked with the 31st overall selection in the 1st round of the 2001 NFL Draft...Was the 1st TE selected in the draft and the 2nd player from Arizona State behind DB Adam Archuleta, selected by the St. Louis Rams with the 20th overall selection.

PRO: A *2-time Pro Bowler* (2002 and 2003), Heap is 1 of the most dynamic playmakers in the NFL...Started all 16 games in 2005, and set *career highs with 75 receptions for 855 yards and 7 TDs*...Heap also *set the franchise records for career receptions and career reception yards* last season...Despite being slowed for most of the season with an ankle injury, Heap finished the 2004 season with 27 receptions for 303 yards and 3 TDs...Heap earned his *2nd-consecutive Pro Bowl and 2nd-team All-Pro honors in 2003*...A prolific receiver, Heap led the Ravens in receptions for the 2nd-consecutive year (57 for 693 yards and 3 TDs) and his blocking was instrumental in Jamal Lewis' 2,066-yard season...Heap also rushed 3 times for 21 yards...Earned his *1st Pro Bowl selection in 2002* when he established himself as not only a go-to player for the Ravens, but also as one of the premier TEs in the game...*Led the Ravens with 68 receptions for 836 yards and 6 TDs* and was the only TE in the league to lead his team in receptions...Smart player with big-play ability who saw action in 12 games, starting 6 as a rookie in 2001 when he was slowed most of the season with a high ankle sprain...Posted 16 receptions for 206 yards and 1 TD alongside future Hall of Famer Shannon Sharpe...Was the 1st player selected by the Ravens out of Arizona State and the 2nd TE ever selected in their 6-year draft history (Cam Quayle, 7th round, "Mr. Irrelevant," in 1998)...Entered the draft after his junior season.



Todd met with more than 35 pre-school-aged youngsters who visited the Baltimore Ravens training camp in Westminster, Md. as part of the Countdown to Kindergarten program in July 2005.

2005: Started all 16 games and finished 2nd on the team with *75 receptions for 855 yards and 7 TDs, all career highs*, and was responsible for 42 1st downs in 2005...Also finished 2nd in the AFC (behind Derrick Mason with 30) and tied for 6th in the NFL with 26 receptions for 261 yards and 3 TDs on 3rd down...**2005 SEASON HIGHLIGHTS:** Hauled in 4 receptions for 30 yards (3 good for 1st downs) and set a new *career-high with his 7th TD* reception in **game 15 vs. Min. (12/25)**...Became the Ravens' all-time receiving yards leader with *9 receptions (tied a career-high)* for 110 yards (3rd-career 100-yard game) and a *career-high tying 2 TDs* in the 48-3 victory in **game 14 vs. GB (12/19)**...Also established a new *single-season career high with his 69th reception of the season* against the Packers...Started and hauled in 5 receptions for 65 yards (4 good for 1st downs) in **game 13 at Den. (12/11)**...Led the team with 6 receptions for 87 yards (14.5 avg.) and *tied a career high with 2 TD receptions* in **game 11 at Cin. (11/27)**...*Pulled in the 205th catch of his career, becoming the franchise's all-time receptions leader*, while grabbing 4 receptions for 28 yards (1 good for a 1st down) in **game 8 vs. Cin. (11/6)**...Led the team with 7 receptions for 71 yards (3 good for 1st downs) in **game 6 at Chi. (10/23)**...Started and pulled in 2 receptions for 54 yards, with a *career-long 48-yarder* and his 1st TD of the season in **game 4 at Det. (10/9)**.

2004: Managed to finish 4th on the team with 27 receptions and 303 receiving yards in only 6 games played...Missed a total of 10 games (and most of 2 others) after suffering an ankle injury in the week 2 victory vs. Pit. (9/19)...Was 2nd on the team with 3 TD receptions...Pulled in a *career-*

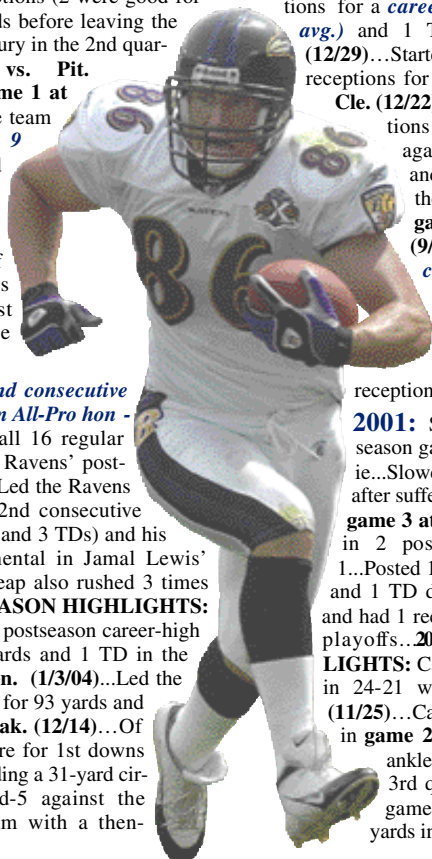
high-tying 2 TD receptions vs. NYG (12/12)...Had a **career-high 9 receptions** (tied for 3rd best single-game performance in Ravens history) for 86 yards in the season opener at Cle. (9/12)...**2004 SEASON HIGHLIGHTS:** Started in a 3-TE set and hauled in 3 receptions for 34 yards (2 good for 1st downs) in **game 15 at Pit. (12/26)**...Started and hauled in 4 receptions (2 good for 1st downs) for a team-high 58 yards and 1 TD in **game 14 at Ind. (12/19)**...Started and led the team with 5 catches for 76 yards (3 for 1st downs), and tied a career high with 2 TD receptions in the 37-14 victory in **game 13 vs. NYG (12/12)**...Started for the 1st time in 9 games (ankle injury), and tied for the team lead with 3 receptions for 22 yards (1 good for a 1st down) in **game 12 vs. Cin. (12/5)**...Was inactive due to an ankle injury in **games 3-11**...Game 3 marked the 1st time he missed a start since 2001...Started and hauled in a team-leading 3 receptions (2 were good for 1st downs) for 27 yards before leaving the game with an ankle injury in the 2nd quarter in **game 2 vs. Pit. (9/19)**...Started in **game 1 at Cle. (9/12)** and led the team with a **career-high 9 receptions** (tied for 3rd best single-game performance in Ravens history) for 86 yards, with a long of 24...Five of Heap's receptions were 1st downs against the Browns.

2003: Earned his 2nd consecutive Pro Bowl and 2nd-team All-Pro honors in 2003...Started all 16 regular season games and the Ravens' post-season contest at TE...Led the Ravens in receptions for the 2nd consecutive year (57 for 693 yards and 3 TDs) and his blocking was instrumental in Jamal Lewis' 2,066 yard season...Heap also rushed 3 times for 21 yards...**2003 SEASON HIGHLIGHTS:** Started and pulled in a postseason career-high 6 receptions for 80 yards and 1 TD in the **Wild Card loss vs. Ten. (1/3/04)**...Led the team with 6 receptions for 93 yards and 1 TD in **game 14 at Oak. (12/14)**...Of his 6 receptions, 3 were for 1st downs (and 1 for a TD), including a 31-yard circus catch on 3rd-and-5 against the Raiders...Led the team with a then-

career-high 8 receptions for 64 yards in **game 10 at Mia. (11/16)**...Started and posted his 2nd-career 100-yard receiving game, as he hauled in 7 receptions for 129 yards in **game 6 at Cin. (10/19)**...Heap also caught a pair of 2-point conversions, and 4 of his 7 receptions accounted for 1st downs against the Bengals...Along with Travis Taylor (138), he became half of the 1st pair of Ravens to record 100-yards receiving in the same game since Michael Jackson (128) and Derrick Alexander (123) did it vs. NE on 10/6/96.

2002: One of only 3 offensive players (T Jonathan Ogden and G Bennie Anderson) to start all 16 games in 2002...Led the team with a then-career-high 68 receptions for 836 yards and 6 TDs...Also rushed 4 times for 38 yards...**Earned his 1st-career Pro Bowl berth**...**2002 SEASON HIGHLIGHTS:** Started and led the team with a then-career-high 7 receptions for a **career-high 146 yards (20.9 avg.)** and 1 TD in **game 16 at Pit. (12/29)**...Started and led the team with 7 receptions for 61 yards in **game 15 vs. Cle. (12/22)**...Four of Heap's 7 receptions accounted for 1st downs against the Browns...Started and posted 5 receptions for a then-career-high 84 yards in **game 3 against Den. (9/30)**...Also **established a career high with 2 TD receptions vs. the Broncos**...Heap scored both of his TDs in the 2nd quarter when he had 3 receptions for 33 yards.

2001: Saw action in 12 regular season games, starting 6, as a rookie...Slowed remainder of the season after suffering a high-ankle sprain in **game 3 at Cin. (9/23)**...Also played in 2 postseason games, starting 1...Posted 16 receptions for 206 yards and 1 TD during the regular season; and had 1 reception for 11 yards in the playoffs...**2001 SEASON HIGHLIGHTS:** Caught 3 passes for 39 yards in 24-21 win in **game 11 at Jax. (11/25)**...Caught 2 passes for 16 yards in **game 2 at Cin. (9/23)**...Injured ankle after making a catch in the 3rd quarter...Did not return to game...Made 5 catches for 57 yards in **NFL debut** in **game 1 vs.**



TODD HEAP 86

Chi. (9/9)...1st-career catch was a 3-yard reception in the 1st quarter.

COLLEGE, PERSONAL: Holds the Sun Devils' career record for TEs with 115 receptions, topping the previous mark of 88 catches by Ken Dyer (1965-67)...His 1,685 yards broke Dyer's all-time record (for TEs) of 1,365 yards...Started 2 seasons (as a sophomore and junior) and was an All-Pac 10 choice both seasons...Had 9 career special teams tackles and a 2-yard rush...Saw brief action with the 1999-2000 ASU basketball team at the conclusion of the football season...All-America 1st-team selection by *The NFL Draft Report*, earning 2nd-team honors from Walter Camp as a junior...Was an All-Pac 10 Conference 1st-team choice...Finalist for the John Mackey Award, given to the top TE in the country...Started every game...Despite 3 different starters at QB during the season, he still managed to lead the team with 48 receptions for 644 yards (13.4 yard avg.) and 3 TDs...His 48 grabs ranked behind his 55 catches (1999) and Don Kern's 49 (1983) on the school's season-record list for TEs...Twenty-six of his catches resulted in 1st downs...All-America 1st-team selection by *SportsPage.com* and an All-Pac 10 Conference 1st-team choice as a sophomore...Became the 1st TE since Ryan McReynolds in 1988 (28 catches) to lead the team in receptions as he hauled in 55 passes for 832 yards (15.1 avg.) and 3 TDs...His 55 receptions set a school season-record for TEs...Overall, only John Jefferson (58 in 1977), J.D. Hill (61 in 1970), Greg Hudson (62 in 1973) and Ron Fair (64 in 1989) caught more passes in a season for the Sun Devils...His 832 yards broke the previous Sun Devil single-season record for TEs by Ken Dyer in 1967 (654)...It was also the most yards gained in a season by an ASU player since Keith Poole amassed 1,036 yards in 1995...Thirty-three of his catches resulted in 1st downs...Also recorded a pair of solo tackles and 1 FR...Recipient of the team's Bill Kajikawa Top Freshman Award...Reserve TE, appearing in 11 games...Caught 12 passes for 209 yards (17.4 avg.) and 4 TDs...Also recorded 7 tackles (4 solo) on special teams...Littered 3 times in football and basketball at Mountain View (Mesa, AZ) HS...Helped the team become the 1st school to win back-to-back state championships in 1996 and 1997...Earned Arizona All-Star honors, All-Arizona, Super All-State, Arizona 5A Player of the Year, Ed Doherty Player of the Year Award and All East Valley 2-Way Player of the Year as a senior...*Super Prep* All-America pick...Broke several school records, including most career receiving yards (1,377), most career receptions (87), most career TD receptions, and most TD catches in 1 game (3)...Pre-Business major...One of 6 children (sisters, Alyssa and Carli, and brothers, John, Greg and Brad)...Grandfather, Theo, and great uncle, Verl, played basketball at Arizona State...Mother's cousin is Arizona State Hall of Fame QB and former Dallas Cowboy Danny White, the current head coach of the Arena League's Utah Blaze...In April 2003, Todd traveled to Bethesda Naval medical center and Walter Reed hospitals to visit U.S. soldiers wounded in Operation Iraqi Freedom...Todd joined Baltimore-area military families to connect with troops overseas on 12/9/03 as part of Operation: Live Connections...Adam Vaughn, from Hanover, MD., met Heap at the USO Center of BWI Airport...Vaughn, whose cousin, Airman 1st class Michael Martinson, is serving duty abroad, was coached by Heap as they connected with Martinson in Germany...Todd, along with Commissioner Paul Tagliabue, Keith Brooking and Warrick Dunn of the Atlanta Falcons traveled to Germany in the spring of 2004 to visit troops heading to, and returning from Iraq and Afghanistan...They also visited several hospitals to spend time with wounded soldiers...For the 3rd consecutive year, co-hosted the Goodwill Industries Gridiron Halloween party with Edwin Mulitalo in October 2004...Helped to raise over \$100,000 for Goodwill with proceeds going towards training and employment programs...Joined Ed Hartwell, Terrell Suggs and other teammates for the Distinguished Speaker Series in November 2004, presented by the Quarterback Club of Baltimore...Met with more than 35 pre-school-aged youngsters who visited the Baltimore Ravens training camp in Westminster, Md. as part of the Countdown to Kindergarten program in July 2005...CTK promoted school readiness and stresses the importance of early childhood experiences...In Sep. 2005, participated in Ed Mulitalo's 3rd annual luau with proceeds benefiting Big Ed's Band Foundations...Joined Will Demps and teammates to serve as personal shoppers for 50 Baltimore youth, who received \$100 gift certificates from Wal-Mart...Along with Kyle Boller and Mark Clayton, co-hosted the 4th annual Goodwill Industries Gridiron Halloween Party in October 2005, and the funds raised \$100,000 to support the many Goodwill programs...Heap and his wife, Ashley, have a daughter, Brooklyn (7/21/02) and twin boys, Preston and Kyle, born (1/25/06)...Full name: Todd Benjamin Heap.

TODD HEAP 86

2005

Game-by-Game

Ravens

Receiving						Rushing					
Date/Opp.	Rec.	Yds	Avg.	LG	TDs	No.	Yds	Avg.	LG	TDs	
9/11 vs. Ind.	4	38	9.5	11	0	0	0	0.0	0	0	
9/18 @ Ten.	5	56	11.2	20	0	0	0	0.0	0	0	
10/2 vs. NYJ	4	39	9.8	24	0	0	0	0.0	0	0	
10/9 @ Det.	2	54	27.0	48	1	0	0	0.0	0	0	
10/16 vs. Cle.	6	79	13.2	27	1	0	0	0.0	0	0	
10/23 @ Chi.	7	71	10.1	22	0	0	0	0.0	0	0	
10/31 @ Pit.	5	38	7.6	22	0	0	0	0.0	0	0	
11/6 vs. Cin.	4	28	7.0	10	0	0	0	0.0	0	0	
11/13 @ Jax.	5	58	11.6	19	0	0	0	0.0	0	0	
11/20 vs. Pit.	4	29	7.3	14	0	0	0	0.0	0	0	
11/27 @ Cin.	6	87	14.5	34t	2	0	0	0.0	0	0	
12/4 vs. Hou.	3	51	17.0	24	0	0	0	0.0	0	0	
12/11 @ Den.	5	65	13.0	22	0	0	0	0.0	0	0	
12/19 vs. GB	9	110	12.2	27t	2	0	0	0.0	0	0	
12/25 vs. Min.	4	30	7.5	11	1	0	0	0.0	0	0	
1/1/06 @ Cle.	2	22	11.0	12	0	0	0	0.0	0	0	
Totals	75	855	11.4	48	7	0	0	0.0	0	0	

2004

Game-by-Game

Ravens

Receiving						Rushing					
Date/Opp.	Rec.	Yds	Avg.	LG	TDs	No.	Yds	Avg.	LG	TDs	
9/12 @ Cle.	9	86	9.6	24	0	0	0	0.0	0	0	
9/19 vs. Pit.	3	27	9.0	14	0	0	0	0.0	0	0	
9/26 @ Cin.											
10/4 vs. KC											
10/10 @ Was.											
10/24 vs. Buf.											
10/31 @ Phi.											
11/7 vs. Cle.											
11/14 @ NYJ											
11/21 vs. Dal.											
11/28 @ NE											
12/5 vs. Cin.	3	22	7.3	8	0	0	0	0.0	0	0	
12/12 vs. NYG	5	76	15.2	37	2	0	0	0.0	0	0	
12/19 @ Ind.	4	58	14.5	24	1	0	0	0.0	0	0	
12/26 @ Pit.	3	34	11.3	13	0	0	0	0.0	0	0	
1/2/05 vs. Mia.											
Totals	27	303	11.2	37	3	0	0	0.0	0	0	

2003

Game-by-Game

Ravens

Receiving						Rushing					
Date/Opp.	Rec.	Yds	Avg.	LG	TDs	No.	Yds	Avg.	LG	TDs	
9/7 @ Pit.	6	55	9.2	12	0	0	0	0.0	0	0	
9/14 vs. Cle.	1	7	7.0	7	0	0	0	0.0	0	0	
9/21 @ SD	5	50	10.0	25	1	0	0	0.0	0	0	
9/28 vs. KC	4	48	12.0	32	0	1	9	9.0	9	0	
10/12 @ Ari.	1	2	2.0	2	0	0	0	0.0	0	0	
10/19 @ Cin.	7	129	18.4	31	0	0	0	0.0	0	0	
10/26 vs. Den.	3	54	18.0	33	0	0	0	0.0	0	0	
11/2 vs. Jax.	2	53	26.5	33	1	0	0	0.0	0	0	
11/9 @ STL	6	49	8.2	14	0	1	5	5.0	5	0	
11/16 @ Mia.	8	64	8.0	18	0	0	0	0.0	0	0	
11/23 vs. Sea.	1	22	22.0	22	0	1	7	7.0	7	0	
11/30 vs. SF	4	38	9.5	11	0	0	0	0.0	0	0	
12/7 vs. Cin.	1	14	14.0	14	0	0	0	0.0	0	0	
12/14 @ Oak.	6	93	15.5	31	1	0	0	0.0	0	0	
12/21 @ Cle.	1	14	14.0	14	0	0	0	0.0	0	0	
12/28 vs. Pit.	1	1	1.0	1	0	0	0	0.0	0	0	
Totals	57	693	12.2	33	3	3	21	7.0	9	0	

Playoffs

1/3/04 vs. Ten.	6	80	13.3	35	1	0	0	0.0	0	0
Totals	6	80	13.3	35	1	0	0	0.0	0	0

2002

Game-by-Game

Ravens

Receiving						Rushing					
Date/Opp.	Rec.	Yds	Avg.	LG	TDs	No.	Yds	Avg.	LG	TDs	
9/8 @ Car.	5	20	4.0	5	0	0	0	0.0	0	0	
9/15 vs. TB	3	20	6.7	11	0	0	0	0.0	0	0	
9/30 vs. Den.	5	84	16.8	33	2	0	0	0.0	0	0	
10/6 @ Cle.	4	53	13.3	17	0	0	0	0.0	0	0	
10/13 @ Ind.	2	38	19.0	31	0	1	14	14.0	14	0	
10/20 vs. Jax.	4	39	9.8	20	2	1	7	7.0	7	0	
10/27 vs. Pit.	6	51	8.5	11	0	0	0	0.0	0	0	
11/3 @ Atl.	5	60	12.0	16	0	0	0	0.0	0	0	
11/10 vs. Cin.	4	65	16.3	29	0	0	0	0.0	0	0	
11/17 @ Mia.	1	6	6.0	6	0	0	0	0.0	0	0	
11/24 vs. Ten.	4	42	10.5	17	0	1	2	2.0	2	0	
12/1 @ Cin.	3	30	10.0	22	1	0	0	0.0	0	0	
12/8 vs. NO	5	87	17.4	43	0	0	0	0.0	0	0	
12/15 @ Hou.	3	34	11.3	21	0	1	15	15.0	15	0	
12/22 vs. Cle.	7	61	8.7	12	0	0	0	0.0	0	0	
12/29 @ Pit.	7	146	20.9	42	1	0	0	0.0	0	0	
Totals	68	836	12.3	43	6	4	38	9.5	15	0	

2001


Game-by-Game

Ravens

Receiving						Rushing					
Date/Opp.	Rec.	Yds	Avg.	LG	TDs	No.	Yds	Avg.	LG	TDs	
9/9 vs. Chi	5	57	11.4	24	0	0	0	0.0	0	0	
9/23 @ Cin	2	16	8.0	11	0	0	0	0.0	0	0	
9/30 @ Den.											
10/7 vs. Ten.											
10/14 @ GB											
10/21 @ Cle.											
10/28 vs. Jax.	0	0	0.0	0	0	0	0	0.0	0	0	
11/4 @ Pit.	0	0	0.0	0	0	0	0	0.0	0	0	
11/12 @ Ten.	0	0	0.0	0	0	0	0	0.0	0	0	
11/18 vs. Cle.	1	24	24.0	24	1	0	0	0.0	0	0	
11/25 @ Jax.	3	39	13.0	20	0	0	0	0.0	0	0	
12/2 vs. Ind.	1	9	9.0	9	0	0	0	0.0	0	0	
12/16 vs. Pit.	1	11	11.0	11	0	0	0	0.0	0	0	
12/23 vs. Cin.	1	18	18.0	18	0	0	0	0.0	0	0	
12/29 @ TB	2	32	16.0	17	0	0	0	0.0	0	0	
1/7/02 vs. Min.	0	0	0.0	0	0	0	0	0.0	0	0	
Totals	16	206	12.9	24	1	0	0	0.0	0	0	

Playoffs

1/13/02 @ Mia.	1	11	11.0	11	0	0	0	0.0	0	0
1/20/02 @ Pit.	0	0	0.0	0	0	0	0	0.0	0	0
Totals	1	11	11.0	11	0	0	0	0.0	0	0



TODD HEAP

TODD HEAP 86

REGULAR SEASON

RECEIVING

Year	Team	GP	GS	No.	Yds.	Avg.	LG	TD
2001	Baltimore	12	6	16	206	12.9	24t	1
2002	Baltimore	16	16	*68	836	12.3	43	*6
2003	Baltimore	16	16	*57	*693	12.2	33t	3
2004	Baltimore	6	5	27	303	11.2	37	3
2005	Baltimore	16	16	75	855	11.4	48	*7
Totals		66	59	243	2,893	11.9	48	20

*Led Team

RUSHING

Year	Team	GP	GS	No.	Yds.	Avg.	LG	TD
2001	Baltimore	12	6	0	0	0.0	0	0
2002	Baltimore	16	16	4	38	9.5	15	0
2003	Baltimore	16	16	3	21	7.0	9	0
2004	Baltimore	6	5	0	0	0.0	0	0
2005	Baltimore	16	16	0	0	0.0	0	0
Totals		66	59	7	59	8.4	15	0

CAREER SINGLE-GAME HIGHS (regular season)

Receptions:

9 2 times (last: 12/19/05 vs. GB)

Yardage (all 100-yard games):

146 (12/29/02 at Pit.)

129 (10/19/03 at Cin.)

110 (12/19/05 vs. GB)

Long Gain:

48 (10/9/05 at Det.)

Touchdowns:

2 4 times (last: 12/19/05 vs. GB)

TODD HEAP

Additional Statistics: Has 5 career 2-pt conversions - 1 in 2002 and 4 in 2003. Heap also has 1 career passing attempt (incomplete) in 2002.

POSTSEASON

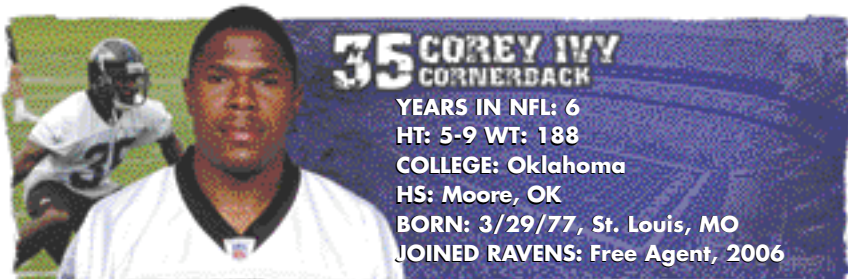
RECEIVING

Year	Team	GP	GS	No.	Yds.	Avg.	LG	TD
2001	Baltimore	2	1	1	11	11.0	11	0
2003	Baltimore	1	1	6	80	13.3	35t	1
Totals		3	2	7	91	13.0	35t	1

DID YOU KNOW?

TE Todd Heap set career highs with 75 receptions for 855 yards and also scored a career best 7 TDs in 2005. Heap pulled in the 2nd-most receptions in a single season in franchise history (Derrick Mason, 86 - 2005). With his final reception of the game in the 3rd quarter vs. Cin. (11/6), Todd Heap became the Ravens' all-time receptions leader with his 205th catch.





35 COREY IVY
CORNERBACK

YEARS IN NFL: 6
HT: 5-9 WT: 188
COLLEGE: Oklahoma
HS: Moore, OK
BORN: 3/29/77, St. Louis, MO
JOINED RAVENS: Free Agent, 2006

GAMES PLAYED/STARTED: (2001, 1/0); (2002, 16/0); (2003, 16/2); (2004, 16/0); (2005, 16/5)
Total 65/7

Playoffs (2002, 3/0) Total 3/0

TRANSACTIONS: Signed with the Baltimore Ravens (3-year contract) on 3/23/06...Signed by the St. Louis Rams on 5/2/05...Signed to the Tampa Bay Buccaneers' practice squad on 12/5/01...Waived by the Buccaneers on 12/3/01...Signed to the Buccaneers' active roster from their practice squad on 11/10/01...Signed to Tampa Bay's practice squad on 9/4/01...Waived by Tampa Bay on 9/2/01...Signed by the Buccaneers on 6/4/01...Waived by the Cleveland Browns on 8/27/00...Signed by the Browns on 7/12/00...Signed by the New England Patriots off of their practice squad on 1/3/00...Signed to the New England practice squad on 12/29/99...Waived by the Patriots on 9/6/99...Originally signed with the New England Patriots as a rookie free agent on 5/11/99.

PRO: Tenacious defender and outstanding special teams performer, who enters 2006 with 65 career games, including 7 starts...Has 81 tackles (66 solo) from scrimmage, 3 INTs and 2 FFs...Ivy also has 73 career special teams tackles to his credit...Saw action in 15 games, starting a **career-high 5**, while posting a **career-high 57 tackles** (47 solo), 7 PD, 2 sacks, 1 INT and 17 special teams tackles for the Rams in 2005...Played in all 16 games for Tampa Bay, racking up 17 special teams tackles in 2004...Played in all 16 games for the Buccaneers, starting 2, and finished with 17 tackles (16 solo), 2 PD and team-high 16 special teams tackles in 2003...Played in all 16 regular season games, and all 3 postseason contests, tallying 1 tackle on defense and led team with 23 special teams tackles for Tampa Bay in 2002.

2005: (with St. Louis) Saw action in 16 games, **starting a career-high 5**, while posting a **career-high 57 tackles** (47 solo), 7 PD, 2 sacks, 1 INT and 17 special teams tackles for the Rams...**2005 SEASON HIGHLIGHTS:** Saw action at CB, making 2 solo tackles, 2 PD and 1 INT in the **season finale at Dal. (11/06)**...Posted 7 tackles, including 5 solo from scrimmage, 1 sack (-11 yards), had 1 FF and had a team-leading 4 special teams tackles in **game 14 vs. Phi. (12/18)**...Started at CB and recorded 6 tackles (4 solo) and had 1 sack (-3 yards) in **game 5 vs. Sea. (10/9)**...Led the secondary with a **career-high 11 tackles** (9 solo) from scrimmage and had 2 special teams stops in **game 2 at Ari. (9/18)**.

2004: (with Tampa Bay) Played in all 16 games, racking up 17 special teams tackles...**2004 SEASON HIGHLIGHTS:** Saw action on special teams and tied for the team-lead with 2 tackles in the **season finale at Ari. (1/2/05)**...Led the Bucs with 3 special teams stops in **game 9 at Atl. (11/14)**...Tied for team-high with 2 special teams stops in **game 5 at NO (10/10)**...Tied for the team lead with 2 special teams tackles in the **season opener at Was. (9/12)**.

2003: (with Tampa Bay) Played in all 16 games for the Buccaneers, starting 2 and finished with 17 tackles (16 solo), 2 PD and team-high 16 special teams tackles...**2003 SEASON HIGHLIGHTS:** Collected 4 tackles (1 solo) from scrimmage and 1 special teams stop in **game 10 vs. GB (11/16)**...Saw action from scrimmage and netted 3 stops and had 3 special teams tackles in **game 9 at Car. (11/9)**...**Made 1st-career** start as nickelback and netted a then-career-high 7 tackles and 1 PD in **game 5 at Was. (10/12)**.

2002: (with Tampa Bay) Played in all 16 regular season games and all 3 postseason contests...Made 1 tackle on defense and led team with 23 special teams tackles...**2002 SEASON HIGHLIGHTS:** Led team with 3 special teams tackles and had 1 tackle from scrimmage in **Super Bowl XXXVII against Oakland (1/26/03)**...Racked up season-high 4 special teams tackles in the **season finale at Chi. (12/29)**...Led the team with 3 special teams tackles in **game 7 at Phi. (10/20)**...Made 3 special teams tackles in **game 2 at Bal. (9/15)**.

COREY IVY 35

2001: (with Tampa Bay) Played in 1 game for Tampa Bay after being signed to the active roster from their practice squad on 11/10...**2001 SEASON HIGHLIGHTS:** Made 6 tackles in his *NFL debut* in **game 8 at Det. (11/11)**...Spent the 1st 8 weeks of season on practice squad before being signed to active roster.

2000: (with Cleveland) Spent training camp with the Browns.

1999: (with New England) Spent portion of rookie season on the Patriots' practice squad after signing with club as undrafted free agent.

COLLEGE, PERSONAL: Two-year letterman at Oklahoma...Finished his career with 69 tackles, 4 INTs, 9 PD, 1 blocked PAT, and another returned for a safety...Ivy was a 2-year starter at Northeastern Oklahoma A&M prior to transfer...Tallied 52 tackles, 3 INTs, and team-high 18 PD in final season at A&M...Added 51-yard punt return for a TD...Majored in sociology...Earned district MVP and All-State honors as senior at Moore (OK) HS...Started at RB and CB...Rushed for 1,614 yards and 21 TDs as a senior...Also lettered in track...Part of group of Buccaneers to visit MacDill Air Force Base in Florida on 9/10/02 to meet and honor men and women of United States Armed Forces for efforts in defending the country...Full name: Corey Terrell Ivy.

2005

Game-by-Game Tackles

Rams

Date/Opp.	TT	Solo	AS	INT	FF	FR	Sacks	PD
9/11 @ SF	2	0	2	0-0	0	0	0-0	0
9/18 @ Ari.	11	8	3	0-0	0	0	0-0	0
9/25 vs. Ten.	0	0	0	0-0	0	0	0-0	0
10/2 @ NYG	0	0	0	0-0	0	0	0-0	0
10/9 vs. Sea.	6	4	2	0-0	0	0	1-3	0
10/17 @ Ind.	1	1	0	0-0	1	0	0-0	1
10/23 vs. NO	6	4	2	0-0	0	0	0-0	1
10/30 vs. Jax.	8	7	1	0-0	0	0	0-0	0
11/13 @ Sea.	3	3	0	0-0	0	0	0-0	0
11/20 vs. Ari.	2	2	0	0-0	0	0	0-0	0
11/27 @ Hou.	3	2	1	0-0	0	0	0-0	0
12/4 vs. Was.	0	0	0	0-0	0	0	0-0	1
12/11 @ Min.	6	4	2	0-0	0	0	0-0	1
12/18 vs. Phi.	7	4	3	0-0	1	0	1-11	0
12/24 vs. SF	2	0	2	0-0	0	0	0-0	0
1/1/06 @ Dal.	3	1	2	0-0	0	0	0-0	2
Totals	60	40	20	1-19	2	0	2-14	6

2003

Game-by-Game Tackles

Buccaneers

Date/Opp.	TT	Solo	AS	INT	FF	FR	Sacks	PD
9/8 @ Phi.	0	0	0	0-0	0	0	0-0	0
9/14 vs. Car.	0	0	0	0-0	0	0	0-0	0
9/21 at Atl.	0	0	0	0-0	0	0	0-0	1
10/6 vs. Ind.	0	0	0	0-0	0	0	0-0	0
10/12 @ Was.	7	7	0	0-0	0	0	0-0	1
10/19 @ SF	1	1	0	0-0	0	0	0-0	0
10/26 vs. Dal.	1	1	0	0-0	0	0	0-0	0
11/2 vs. NO	1	1	0	0-0	0	0	0-0	0
11/9 @ Car.	3	3	0	0-0	0	0	0-0	0
11/16 vs. GB	4	3	1	0-0	0	0	0-0	0
11/24 vs. NYG	0	0	0	0-0	0	0	0-0	0
11/30 @ Jax.	0	0	0	0-0	0	0	0-0	0
12/7 @ NO	0	0	0	0-0	0	0	0-0	0
12/14 vs. Hou.	0	0	0	0-0	0	0	0-0	0
12/20 vs. Atl.	0	0	0	0-0	0	0	0-0	0
12/28 @ Ten.	0	0	0	0-0	0	0	0-0	0
Totals	17	16	1	0-0	0	0	0-0	2

2001

Game-by-Game Tackles

Buccaneers

Date/Opp.	TT	Solo	AS	INT	FF	FR	Sacks	PD
9/9 @ Dal.	0	0	0	0-0	0	0	0-0	0
9/30 @ Min.	0	0	0	0-0	0	0	0-0	0
10/7 vs. GB	0	0	0	0-0	0	0	0-0	0
10/14 @ Ten.	1	0	1	0-0	0	0	0-0	0
10/21 vs. Pit.	0	0	0	0-0	0	0	0-0	0
10/28 vs. Min.	0	0	0	0-0	0	0	0-0	0
11/4 @ GB	0	0	0	0-0	0	0	0-0	0
11/11 @ Det.	0	0	0	0-0	0	0	0-0	0
11/18 vs. Chi.	0	0	0	0-0	0	0	0-0	0
11/26 @ STL	0	0	0	0-0	0	0	0-0	0
12/2 @ Cin.	0	0	0	0-0	0	0	0-0	0
12/9 vs. Det.	0	0	0	0-0	0	0	0-0	1
12/16 @ Chi.	1	0	1	0-0	0	0	0-0	1
12/23 vs. NO	1	1	0	0-0	0	0	0-0	0
12/29 vs. Bal.	1	1	0	0-0	0	0	0-0	0
1/6/02 vs. Phi.	1	1	0	0-0	0	0	0-0	0
Totals	5	3	2	0-0	0	0	0-0	2



COREY IVY

COREY IVY 35

REGULAR SEASON

Year	TT	Solo	AS	INTs	TDs	FF	FR	TDs	Sacks	PD
<i>Tampa Bay</i>										
2001	5	3	2	0-0	0	0	0	0	0-0	2
2002	1	0	1	0-0	0	0	0	0	0-0	0
2003	17	16	1	0-0	0	0	0	0	0-0	2
2004	0	0	0	0-0	0	0	0	0	0-0	0
<i>St. Louis</i>										
2005	60	40	20	1-19	0	2	0	0	2-14	6
Totals	83	59	24	1-19	0	2	0	0	2-14	10

Special Teams Tackles (73): 2002 (23); 2003 (16); 2004 (17); 2005 (17)

CAREER SINGLE-GAME HIGHS (regular season)

Total Tackles:
11 (9/18/05 at Ari.)

Sacks:
1 2 times (last: 12/18/05 vs Phi.)

Forced Fumbles:
None

Passes Defensed:

Solo Tackles:
7 (10/12/03 at Was.)

INTs:
1 (1/1/06 at Dal.)

Fumble Recoveries:
None

COREY IVY

POSTSEASON

Year	TT	Solo	AS	INTs	TDs	FF	FR	TDs	Sacks	PD
2002	3	3	0	0-0	0	0	0	0	0-0	0
Totals	3	3	0	0-0	0	0	0	0	0-0	0

100 + 100 = W

Against GB (12/19), and for the 11th time in franchise history, the Ravens boasted both a 100-yard rusher and receiver in a single game. Todd Heap (110 yards) and Jamal Lewis (105 yards) each topped the century mark. The last time Baltimore sported a 100-yard receiving/rushing duo in the same contest was in 2003 vs. Pit. In franchise history, Baltimore is 10-1 in games when its offense has a 100-yard RB and WR.

Date/Opponent

12/19/05 vs. GB
12/28/03 vs. Pit.
11/23/03 vs. Sea.
10/19/03 at Cin.**
11/19/00 vs. Dal.
9/3/00 at Pit.
12/19/99 vs. NO
12/12/99 at Pit.
12/5/99 vs. Ten.
9/27/98 vs. Cin.
12/1/96 vs. Pit.

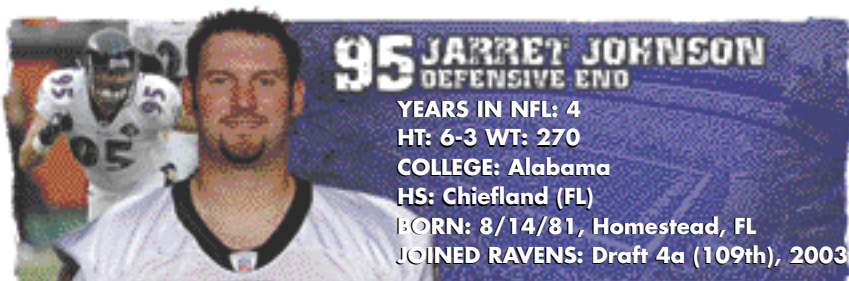
Receiver (Yards)

T. Heap (110)
M. Robinson (102)
M. Robinson (131)
T. Taylor (138)
S. Sharpe (101)
Q. Ismail (102)
Q. Ismail (115)
Q. Ismail (258)
Q. Ismail (113)
Je. Lewis (122)
D. Alexander (198)

Rusher (Yards)

J. Lewis (105)
J. Lewis (114)
J. Lewis (117)
J. Lewis (101)
J. Lewis (187)
P. Holmes (119)
P. Holmes (130)
P. Holmes (130)
P. Holmes (100)
P. Holmes (173)
B. Morris (100)

**Indicates only loss when the Ravens have a 100-yard receiver and rusher.



GAMES PLAYED/STARTED: (2003, 15/1); (2004, 16/0); (2005, 16/12) **Total 47/13**

Playoffs (2003, 1/0) **Total 1/0**

TRANSACTIONS: Jarret Johnson re-signed with the Baltimore Ravens on 3/17/06...Was originally selected with the 109th overall pick and was the 1st of 2 Ravens selected in the 4th round of the 2003 NFL Draft.

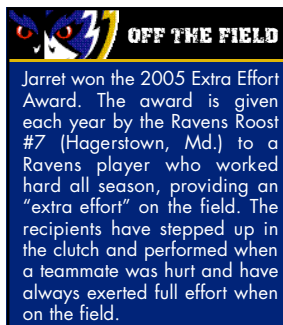
PRO: Tough, physical athlete with a non-stop motor who set a *career high with 61 tackles*, including the *1st sack of his career* (finished the season with 1.5 sacks), 2 PD and a FR in 2005...Saw action in 16 games in 2004, posting 30 tackles, 1 PD, 1 FR and his *1st-career INT*, which he returned 6 yards for his *1st-career TD*...Saw extensive and valuable action in his rookie season...Recorded 18 tackles (9 solo) and 1 PD in 15 games in 2003...Also had 1 tackle in the Wild Card game.

2005: Played in all 16 games, starting 12 in 2005...Recorded a *career-high 61 tackles* (37 solo), 1.5 sacks, 2 PD and 1 FF...**2005 SEASON HIGHLIGHTS:** Posted 2 solo tackles, including 1 TFL (-5 yards) during a goal-line stand in **game 15 vs. Min. (12/25)**...Netted 5 tackles and 3 QB pressures in the 48-3 win in **game 14 vs. GB (12/19)**...Netted 4 tackles (3 solo) and had 1 PD, which led to a LB Adalius Thomas INT (Thomas returned it for 1 TD), in **game 12 vs. Hou. (12/4)**...Posted 6 tackles (4 solo), a sack (-1 yard) and a FF, which was recovered by Bart Scott, in the 16-13 OT win in **game 10 vs. Pit. (11/20)**...Started at LB and posted a *career-high 8 tackles* (7 solo) and a half-sack (-3 yards) in **game 9 at Jax. (11/13)**.

2004: Saw action in 16 games in 2004, providing solid depth along the DL...Posted 30 tackles (17 solo), 1 PD and his 1st-career INT, which he returned for his 1st-career TD in the season finale vs. Miami (1/2/05)...**2004 SEASON HIGHLIGHTS:** Saw action off the bench, recording 1 tackle and the *1st INT of his career*, which he returned 6 yards for his *1st-career TD* in the 30-23 victory in the **season finale vs. Mia. (1/2/05)**...Subbed and posted 4 tackles and 1 PD in **game 15 at Pit. (12/26)**...Saw extended action from scrimmage and posted 3 tackles, including 1 TFL in the 37-14 victory in **game 13 vs. NYG (12/12)**...Saw action off the bench and tied for the DL lead with 6 tackles in **game 11 at NE (11/28)**...Recorded 3 tackles, including 1 TFL, as the Ravens held the Redskins to 107 total yards (2nd-lowest total in team history), including just 52 yards rushing in **game 5 at Was. (10/10)**.

2003: Saw action in 15 games, starting 1 as a rookie...Recorded 18 tackles (9 solo) and 1 PD in 15 games...Also had 1 tackle in the Ravens' postseason contest...**2003 SEASON HIGHLIGHTS:** *Started his 1st-career game* at LDE, subbing for injured Anthony Weaver in **game 12 vs. SF (11/30)** and posted 2 solo tackles and 1 PD (which led to an INT)...Played from scrimmage and netted 1 tackle in **game 11 vs. Sea. (11/23)**...Saw action from scrimmage and on special teams and posted 4 tackles, including 1 for loss (-5 yards) in **game 7 vs. Den. (10/26)**...Subbed and tallied 2 tackles in **game 5 at Ari. (10/12)**.

COLLEGE, PERSONAL: Johnson's 23 sacks ranked 2nd on the Alabama's career-record list, topped only by Derrick Thomas (52 for -408 yards, 1985-88)...His 25 TFL (-74 yards) tied Leroy Cook (1972-75) for 2nd place on the school's career-record list behind Kindal Moorehead's record of 34 (1998-2002)...His combined sacks and TFL (48) is surpassed only by Thomas (74) on Alabama's career-record chart...Recorded 190 tackles (110 solo) with 23 sacks (-194 yards) and 25 stops of ball carriers for losses of 122 yards...A 3-year starter, Johnson joined Kenny King and Moorehead to form 1 of the premier DLs in college football his final 3 years...All-American 2nd-team choice by *The NFL Draft Report* as a senior...All-SEC 1st-team pick by the *A.P.*...The heart and soul of a defensive unit that held opponents to under 100 yards rushing in 7 games...Recorded 54 tackles (27 solo) with 5 sacks (-44



JARRET JOHNSON 95

yards), 4 TFL (-11 yards) and a team-high 21 QB pressures...Recorded 3 FFs and had 1 PD...Opened the season with 6 tackles (5 solo), 3 pressures and 1 FF on a tackle delivered to tailback Dwone Hicks...Most tackles in a game came against Auburn when he registered 9 tackles and 1 pressure...All-SEC 1st-team choice by the *Associated Press* and *Birmingham News* as a junior...Started all year at LDT, serving as team captain...Recorded 54 tackles (32 solo) with 9 sacks (-72 yards) and 5 TFL (-22 yards)...Had 10 QB pressures, 2 FFs and 1 PD...Played in the Independence Bowl vs. Iowa State and posted 6 tackles and 1 sack for an 8-yard loss...All-SEC 2nd-team choice by the AP as a sophomore...Started every game at LDT, registering a career-high 64 tackles (43 solo), including 7 sacks (-58 yards) and 14 TFL (-69 yards)...Had a team-high 26 QB pressures and blocked a kick...Also 1 PD...Best game came against Tennessee when Jarret had 2 sacks (-15 yards), 4 pressures and 5 tackles...Played in every game, starting the Houston contest as a freshman...Recorded 18 tackles (8 solo) with a pair of sacks (-20 yards) and 6 QB pressures...Attended Chiefland (FL) HS...*Super Prep* All-American and Border Wars 3rd-team All-South pick...Played both DE and DT...Finished career with more than 40 sacks...As a junior, led his team to the 2A state championship game and earned 2nd-team All-State honors...Second-team All-South choice by Forrest Davis...Had 97 tackles, 25 sacks and 31 TFL as a junior...Public relations major...Jarret helped coach at a FCA (Fellowship of Christian Athletes) football camp in Tuscaloosa, AL in the 2004 offseason...Participated in the Maryland Kids Fest in July 2004, signing autographs and running a Gatorade Junior Training Camp...Posed with Tucker, Johnson's chocolate Labrador, for the 2005 and 2006 Friends of Baltimore Animal Shelter calendar...Proceeds benefited area shelters...Served as celebrity bagger with Maake Kemoatu at Giant Food in Westminster, MD in 2005; The players bagged groceries from 6 p.m. - 7 p.m., with donations and a silent auction benefiting the Carroll County Youth Service Bureau; The bureau provides a continuum of community-based mental health services for children, adults, and families in Carroll

2005

Game-by-Game Tackles

Ravens

Date/Opp.	TT	Solo	AS	INT	FF	FR	Sacks	PD
9/11 vs. Ind.	1	1	0	0-0	0	0	0-0	0
9/18 @ Ten.	6	3	3	0-0	0	0	0-0	0
10/2 vs. NYJ	2	2	0	0-0	0	0	0-0	0
10/9 @ Det	3	1	2	0-0	0	0	0-0	0
10/16 vs. Cle.	3	2	1	0-0	0	0	0-0	1
10/23 @ Chi.	2	2	0	0-0	0	0	0-0	0
10/31 @ Pit.	2	1	1	0-0	0	0	0-0	0
11/6 vs. Cin.	4	1	3	0-0	0	0	0-0	0
11/13 @ Jax.	8	7	1	0-0	0	0.5	3-0	0
11/20 vs. Pit.	6	4	2	0-0	1	0.1	0-1	0
11/27 @ Cin.	3	1	2	0-0	0	0	0-0	0
12/4 vs. Hou.	4	3	1	0-0	0	0	0-0	1
12/11 @ Den.	6	2	4	0-0	0	0	0-0	0
12/19 vs. GB	5	2	3	0-0	0	0	0-0	0
12/25 vs. Min.	2	2	0	0-0	0	0	0-0	0
1/1/06 @ Cle.	4	3	1	0-0	0	0	0-0	0
Totals	61	37	24	0-0	1	0.1	5-4	2

2004

Game-by-Game Tackles

Ravens


Date/Opp.	TT	Solo	AS	INT	FF	FR	Sacks	PD
9/12 @ Cle.	1	1	0	0-0	0	0	0-0	0
9/19 vs. Pit.	1	0	1	0-0	0	0	0-0	0
9/26 @ Cin.	2	2	0	0-0	0	0	0-0	0
10/4 vs. KC	2	0	2	0-0	0	0	0-0	0
10/10 @ Was.	3	2	1	0-0	0	0	0-0	0
10/24 vs. Buf.	0	0	0	0-0	0	1	0-0	0
10/31 @ Phi.	1	1	0	0-0	0	0	0-0	0
11/7 vs. Cle.	2	2	0	0-0	0	0	0-0	0
11/14 @ NYJ	1	1	0	0-0	0	0	0-0	0
11/21 vs. Dal.	1	0	1	0-0	0	0	0-0	0
11/28 @ NE	6	2	4	0-0	0	0	0-0	0
12/5 vs. Cin.	1	1	0	0-0	0	0	0-0	0
12/12 vs. NYG	3	1	2	0-0	0	0	0-0	0
12/19 @ Ind.	1	1	0	0-0	0	0	0-0	0
12/26 @ Pit.	4	2	2	0-0	0	0	0-0	1
1/2/05 vs. Mia.	1	1	0	1-6	0	0	0-0	0
Totals	30	17	13	1-6	0	1	0-0	1

2003

Game-by-Game Tackles

Ravens

Date/Opp.	TT	Solo	AS	INT	FF	FR	Sacks	PD
9/7 @ Pit.	2	1	1	0-0	0	0	0-0	0
9/14 vs. Cle.	1	1	0	0-0	0	0	0-0	0
9/21 @ SD	0	0	0	0-0	0	0	0-0	0
9/28 vs. KC	1	1	0	0-0	0	0	0-0	0
10/12 @ Ari.	2	1	1	0-0	0	0	0-0	0
10/19 @ Cin.	0	0	0	0-0	0	0	0-0	0
10/26 vs. Den.	4	0	4	0-0	0	0	0-0	0
11/2 vs. Jax.	0	0	0	0-0	0	0	0-0	0
11/9 @ STL	0	0	0	0-0	0	0	0-0	0
11/16 @ Mia.	0	0	0	0-0	0	0	0-0	0
11/23 vs. Sea.	1	1	0	0-0	0	0	0-0	0
11/30 vs. SF	2	1	1	0-0	0	0	0-0	1
12/7 vs. Cin.	2	1	1	0-0	0	0	0-0	0
12/14 @ Oak.	2	1	1	0-0	0	0	0-0	0
12/21 @ Cle.	INACTIVE							
12/28 vs. Pit.	1	1	0	0-0	0	0	0-0	0
Totals	18	9	9	0-0	0	0	0-0	1
Playoffs								
1/3/04 vs. Ten.	1	1	0	0-0	0	0	0-0	0
Totals	1	1	0	0-0	0	0	0-0	0



JARRET JOHNSON 95

County. . Jarret won the 2005 Extra Effort Award...The award is given each year by the Ravens Roost #7 (Hagerstown, Md.) to a Ravens player who worked hard all season, providing an "extra effort" on the field...The recipients have stepped up in the clutch and performed when a teammate was hurt and have always exerted full effort when on the field...Married the former Anna Grimes on 4/3/04...Full name: Jarret Webster Johnson.

REGULAR SEASON

Year	TT	Solo	AS	Sacks	FF	FR	TDs	INTs	TDs	PD
2003	18	9	9	0-0	0	0	0	0-0	0	1
2004	30	17	13	0-0	0	1	0	1-6	1	1
2005	61	37	24	1.5-4	1	0	0	0-0	0	2
Totals	109	63	46	1.5-4	1	1	0	1-6	1	4

CAREER SINGLE-GAME HIGHS (regular season)

Total Tackles:

8 (11/13/05 at Jax.)

Sacks:

1 (11/20/05 vs. Pit.)

Forced Fumbles:

1 (11/20/05 vs. Pit.)

Passes Defensed:

1 4 times (last: 12/4/05 vs. Hou.)

Solo Tackles:

8 (11/13/05 at Jax.)

INTs:

1 (1/2/05 vs. Mia.)

Fumble Recoveries:

1 (10/24/04 vs. Buf.)

POSTSEASON

Year	TT	Solo	AS	Sacks	FR	FF	TDs	INTs	TDs	PD
2003	1	0	1	0-0	0	0	0-0	0-0	0	0
Totals	1	0	1	0-0	0	0	0-0	0-0	0	0


JARRET JOHNSON

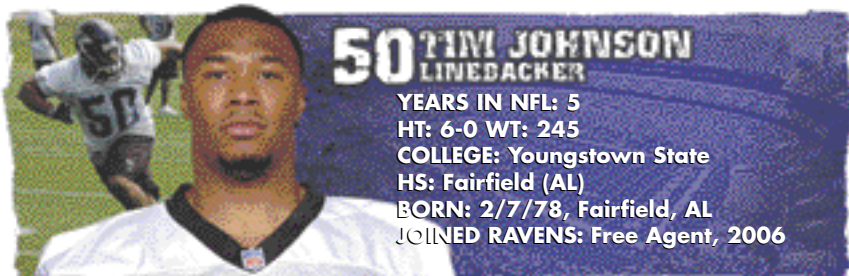
EXTRA EFFORT AWARD

The award is given each year by the Ravens Roost #7 (Hagerstown, Md.), to a Ravens player who worked hard all season, providing an "extra effort" on the field. The recipients have stepped up in the clutch and performed when a teammate was hurt and have always exerted full effort when on the field.

PAST WINNERS

- 1996 - TE Brian Kinchen
- 1997 - S Bennie Thompson
- 1998 - DE Michael McCrary
- 1999 - FB Charles Evans
- 2000 - S Corey Harris
- 2001 - WR Brandon Stokley
- 2002 - LB Edgerton Hartwell
- 2003 - NT Kelly Gregg
- 2004 - QB Kyle Boller
- 2005 - DE Jarret Johnson





GAMES PLAYED/STARTED: (2002, 6/0); (2003, 12/3); (2004, 16/0); (2005, 16/0) **Total 50/3**
Playoffs (2002, 3/0) **Total 3/0**

TRANSACTIONS: Tim Johnson re-signed with the Baltimore Ravens on 5/16/06...Signed a renegotiated contract with the Oakland Raiders on 6/6/05...Re-signed with the Raiders on 10/1/03...Waived by Oakland on 9/1/03...Signed to the active roster off the practice by the Raiders on 11/23/02...Signed to the Raiders' practice squad on 10/30/02...Practice squad contract terminated by Oakland on 10/8/02...Signed to Oakland's practice squad on 9/24/02...Practice squad contract terminated by Oakland on 9/17/02...Signed to Oakland's practice squad on 9/4/02...Waived by the Chicago Bears on 9/2/02...Activated from Reserve list by the Bears on 2/8/02...Signed, reserve future by Chicago on 1/21/02...Signed to the Bears' practice squad on 11/6/01...Waived by the Baltimore Ravens on 9/10/01...Re-signed with the Ravens on 9/5/01...Waived by Baltimore on 9/3/01...Originally signed with the Ravens as a rookie free agent on 5/1/01.

PRO: Physical, hard-hitting LB who not only provides depth at the LB position, but also has a big impact on special teams...Has played in 50 games (starting 3) in 4 NFL seasons...Also played in 3 postseason contests, including Super Bowl XXXVII as a member of the Oakland Raiders...Has 63 career tackles (43 solo), 1 INT and a half-sack...Blocked a punt in Super Bowl XXXVII, which was returned for a TD.

2005: (with Oakland) Played in all 16 games, seeing reserve action at LB and on special teams...Finished the year with 9 tackles, including 4 solo, and 1 PD...Also registered 9 stops on special teams (8 solo)...**2005 SEASON HIGHLIGHTS:** Played at LB, and posted a tackle from scrimmage in **game 15 at Den. (12/24)**...Also played on special teams against the Broncos...Saw action and recorded 2 tackles, 1 PD and had a special teams tackle **game 13 at NYJ (12/11)**...Played from scrimmage tallying 2 tackles, and saw action on special teams in **game 7 at Ten. (10/30)**...Posted 2 solo special teams stops in **game 3 at Phi. (9/25)**.

2004: (with Oakland) Saw action in all 16 games at LB and on special teams...Notched 22 tackles (12 solo), a half-sack and 1 INT...**2004 SEASON HIGHLIGHTS:** Posted a season-high 9 tackles and 2 PD and recorded his *1st-career INT* in the **season finale vs. Jax. (1/2/05)**...Recorded 4 tackles and 1 PD, and had 1 special teams tackle in **game 15 at KC (12/25)**...Posted 4 tackles, and combined with CB Charles Woodson for his *1st-career sack* in **game 13 Atl. (12/12)**...Also made a team-high 2 special teams tackles against the Falcons...Saw action from scrimmage at LB and netted 2 tackles, and had a special teams tackle in **game 12 vs. KC (12/5)**.

2003: (with Oakland) Played in 12 games with 3 starts at MLB...Recorded 32 tackles (29 solo) for the season, and posted 7 on special teams and at MLB...**2003 SEASON HIGHLIGHTS:** Saw action at MLB and made 5 tackles and 1 PD in the **season finale @ SD (12/28)**...Started, and posted a team-high and *career-high 11 tackles* in **game 13 at Pit. (12/7)**...Also made a team-high 2 special teams tackles against the Steelers...Made his *1st-career start at MLB*, and tied for 2nd on the team with 9 tackles and added 1 PD in **game 12 vs. Den (11/30)**...Saw his 1st action of the season on special teams, making a team-high 3 tackles in **game 5 at Chi. (10/5)**.

2002: (with Oakland) Played in 6 games, mainly on special teams in his 1st year with the Raiders...Made 6 stops on the season...**2002 SEASON HIGHLIGHTS:** Played on special teams,

TIM JOHNSON 50

making a team-high 2 stops and blocked a punt, which was recovered (Eric Johnson) and returned for a TD in **Super Bowl XXXVII vs. TB (1/26/03)**...Named *Special Teams Player of the Week* following a team-high 4-tackle performance in the **divisional playoff game vs. NYJ (1/12)**...Played on special teams, making a team-high 2 tackles in **game 13 at SD (12/8)**...Had a special teams stop in **game 12 vs. NYJ (12/2)**...Saw his 1st action as a Raider, netting 2 special teams stops in **game 11 at Ari. (11/24)**...Gained on-field experience during the 2002 NFL Europe season starting at LB for the Rhein Fire.

2001: (with Oakland) Was on the Raiders' practice squad after originally signing as a rookie free agent by the Baltimore Ravens.

COLLEGE, PERSONAL: Spent the final 2 seasons of his college career at Youngstown State (1999-00) after starting at East Mississippi Junior College (1997-98)...Started all 12 contests as a senior, including 1 playoff game, while finishing 3rd in voting for the Buck Buchanan Award, given annually to the top Division I-AA defensive player...Led YSU with 180 tackles while adding 4 sacks, 5 INTs, 2 FRs and 1 FF...Started all but 1 game as a junior, recording a career-high 221 tackles to go with 2 sacks, 5 INTs, 4 FFs and 7 PD...His 25 tackles at Indiana State rank as the 2nd-highest single-game total in school history...Two-time honorable mention All-American at EMJC...Majored in Communications...Four-time letterman at Fairfield (AL) HS...Lettered as a catcher on the baseball team...All-state as a point guard in basketball in his senior season and named the team's MVP.

2005

Game-by-Game Tackles

Raiders

Date/Opp.	TT	Solo	AS	INT	FF	FR	Sacks	PD
9/8 @ NE		SAW ACTION ON SPECIAL TEAMS						
9/18 vs. KC		SAW ACTION ON SPECIAL TEAMS						
9/25 @ Phi.		SAW ACTION ON SPECIAL TEAMS						
10/2 vs. Dal.		SAW ACTION ON SPECIAL TEAMS						
10/16 vs. SD		SAW ACTION ON SPECIAL TEAMS						
10/23 vs. Buf.		SAW ACTION ON SPECIAL TEAMS						
10/30 @ Ten.	2	1	1	0-0	0	0	0-0	0
11/6 @ KC		SAW ACTION ON SPECIAL TEAMS						
11/13 vs. Den.		SAW ACTION ON SPECIAL TEAMS						
11/20 @ Was.		SAW ACTION ON SPECIAL TEAMS						
11/27 vs. Mia.		SAW ACTION ON SPECIAL TEAMS						
12/4 @ SD		SAW ACTION ON SPECIAL TEAMS						
12/11 @ NYJ	2	1	1	0-0	0	0	0-0	1
12/18 vs. Cle.	2	1	1	0-0	0	0	0-0	0
12/25 @ Den.	1	0	1	0-0	0	0	0-0	0
12/31 vs. NYG	2	1	1	0-0	0	0	0-0	0
Totals	9	4	5	0-0	0	0	0-0	1

2003

Game-by-Game Tackles

Raiders

Date/Opp.	TT	Solo	AS	INT	FF	FR	Sacks	PD
9/7 @ Ten.		NOT ON ROSTER						
9/14 vs. Cin.		NOT ON ROSTER						
9/22 @ Den.		NOT ON ROSTER						
9/28 vs. SD		NOT ON ROSTER						
10/5 @ Chi.		SAW ACTION ON SPECIAL TEAMS						
10/12 @ Cle.		SAW ACTION ON SPECIAL TEAMS						
10/20 vs. KC		SAW ACTION ON SPECIAL TEAMS						
11/2 @ Det.		SAW ACTION ON SPECIAL TEAMS						
11/9 vs. NYJ		SAW ACTION ON SPECIAL TEAMS						
11/16 vs. Min.		SAW ACTION ON SPECIAL TEAMS						
11/23 @ KC		SAW ACTION ON SPECIAL TEAMS						
11/30 vs. Den.	9	9	0	0-0	0	0	0-0	1
12/7 @ Pit.	11	10	1	0-0	0	0	0-0	0
12/14 vs. Bal.	1	1	0	0-0	0	0	0-0	0
12/21 vs. GB	6	6	0	0-0	0	0	0-0	0
12/28 @ SD	5	3	2	0-0	0	0	0-0	1
Totals	32	29	3	0-0	0	0	0-0	2

2004

Game-by-Game Tackles

Raiders

Date/Opp.	TT	Solo	AS	INT	FF	FR	Sacks	PD
9/12 @ Pit.		SAW ACTION ON SPECIAL TEAMS						
9/19 vs. Buf.		SAW ACTION ON SPECIAL TEAMS						
9/26 vs. TB		SAW ACTION ON SPECIAL TEAMS						
10/3 @ Hou.		SAW ACTION ON SPECIAL TEAMS						
10/10 @ Ind.		SAW ACTION ON SPECIAL TEAMS						
10/17 vs. Den.		SAW ACTION ON SPECIAL TEAMS						
10/24 vs. Buf.	1	1	0	0-0	0	0	0-0	0
10/31 @ SD	0	0	0	0-0	0	0	0-0	1
11/7 @ Car.	1	0	1	0-0	0	0	0-0	0
11/21 vs. SD	0	0	0	0-0	0	0	0-0	0
11/28 @ Den.	0	0	0	0-0	0	0	0-0	0
12/5 vs. KC	2	1	1	0-0	0	0	0-0	0
12/12 @ Atl.	4	1	3	.5-5	0	0	0-0	0
12/19 vs. Ten.	1	1	0	0-0	0	0	0-0	0
12/25 @ KC	4	1	3	0-0	0	0	0-0	2
1/2/05 vs. Jax.	9	5	4	0-0	0	0	0-0	2
Totals	32	10	12	.5-5	0	0	0-0	4

2002

Game-by-Game Tackles

Raiders

Date/Opp.	TT	Solo	As	INT	FF	FR	Sacks	PD
9/8 vs. Sea.		SAW ACTION ON SPECIAL TEAMS						
9/15 @ Pit.		SAW ACTION ON SPECIAL TEAMS						
9/29 vs. Ten.		SAW ACTION ON SPECIAL TEAMS						
10/6 @ Buf.		SAW ACTION ON SPECIAL TEAMS						
10/13 @ STL		SAW ACTION ON SPECIAL TEAMS						
10/20 vs. SD		SAW ACTION ON SPECIAL TEAMS						
10/27 @ KC		SAW ACTION ON SPECIAL TEAMS						
11/3 vs. SF		SAW ACTION ON SPECIAL TEAMS						
11/11 @ Den.		SAW ACTION ON SPECIAL TEAMS						
11/17 vs. NE		SAW ACTION ON SPECIAL TEAMS						
11/24 @ Ari.		SAW ACTION ON SPECIAL TEAMS						
12/2 vs. NYJ		SAW ACTION ON SPECIAL TEAMS						
12/8 @ SD		SAW ACTION ON SPECIAL TEAMS						
12/15 @ Mia.		SAW ACTION ON SPECIAL TEAMS						
12/22 vs. Den.		SAW ACTION ON SPECIAL TEAMS						
12/28 vs. KC		SAW ACTION ON SPECIAL TEAMS						
Totals	0	0	0	0-0	0	0	0-0	0

Playoffs

1/12/03 vs. NYJ		SAW ACTION ON SPECIAL TEAMS						
1/19/03 vs. Ten.		SAW ACTION ON SPECIAL TEAMS						
1/6/03 vs. TB		SAW ACTION ON SPECIAL TEAMS						
Totals	0	0	0	0-0	0	0	0-0	0

TIM JOHNSON

TIM JOHNSON 50

REGULAR SEASON

Year	TT	Solo	AS	Sacks	FF	FR	TDs	INTs	TDs	PD
2002	0	0	0	0-0	0	0	0	0-0	0	0
2003	32	29	3	0-0	0	0	0	0-0	0	2
2004	22	10	12	.5-5	0	0	0	1-8	0	4
2005	9	4	5	0-0	0	0	0	0-0	0	1
Totals	63	43	20	0.5-5	0	0	0	1-8	0	7

Special Teams Tackles (41): 2002 (6); 2003 (7); 2004 (19); 2005 (9)

CAREER SINGLE-GAME HIGHS (regular season)

Total Tackles:

11 (12/27/03 at Pit.)

Sacks:

0.5 (12/12/04 at Atl.)

Forced Fumbles:

None

Passes Defensed:

2 (1/2/05 vs. Jax.)

Solo Tackles:

10 (12/27/03 at Pit.)

INTs:

1 (1/2/05 vs. Jax.)

Fumble Recoveries:

None

TIM JOHNSON

POSTSEASON

Year	TT	Solo	AS	Sacks	FR	FF	TDs	INTs	TDs	PD
2002	0	0	0	0-0	0	0	0-0	0-0	0	0
Totals	1	0	1	0-0	0	0	0-0	0-0	0	0

Special Teams Tackles (9): 2002 (9)

Additional Statistics: Blocked a punt, which a teammate recovered and returned for a TD in Super Bowl XXXVII

DID YOU KNOW?

The Ravens posted a 6-2 record at home in 2005, their 2nd consecutive year with a 6-2 home record. Entering the 2006 season, Baltimore owns a 19-5 home record over the last 3 seasons (2003-05).





70 MATT KATULA LONG SNAPPER

YEARS IN NFL: 2
HT: 6-6 **WT:** 272
COLLEGE: Wisconsin
HS: Catholic Memorial (Waukesha, WI)
BORN: 8/22/82, Brookfield, WI
JOINED RAVENS: Rookie Free Agent, 2005


GAMES PLAYED/STARTED: (2005, 16/0) **Total 16/0**

TRANSACTIONS: Matt Katula signed with the Baltimore Ravens on 4/29/05 as a rookie free agent.

PRO: Tough, productive athlete with good ball speed on his snaps...Brings consistency to the long snapper position...Katula saw action in all 16 games as a rookie, snapping on 86 punts, 35 FGAs and 23 PATs...Also had a big presence in the coverage game, finishing with 10 special teams tackles.

2005: Saw action in all 16 games as a rookie and snapped for every special teams play...Katula led all NFL long snappers with 10 special teams tackles...**2005 SEASON HIGHLIGHTS:** Snapped on all 3 punts, 1 PAT and 1 FGA and netted a special teams tackle in **game 13 at Den. (12/11)**...Snapped on all 8 punts, 1 PAT and the game-winning 38-yard FG, and a special teams tackle in the 16-15 win in **game 12 vs. Hou. (12/4)**...Snapped on all 8 punts, a PAT and 3 FGAs, including the 44-yard game winner in OT, in the 16-13 OT win in **game 10 vs. Pit. (11/20)**...Also had 2 special teams tackles against the Steelers...Snapped on 7 punts and 1 FGA and had a **career-high 3 special teams tackle** in **game 9 at Jax. (11/13)**...Snapped for all 5 punts, 2 FGAs and 1 PAT in the 13-3 win in **game 3 vs. NYJ (10/2)**...Snapped on 10 Ravens punts, an PAT and a FGA in **game 2 at Ten. (9/18)**...**Saw his 1st-career NFL action**, snapping on 4 punts, 3 FGAs and 1 PAT in **game 1 vs. Ind. (9/11)**.

COLLEGE, PERSONAL: Was a significant contributor to the Badgers' special teams unit, seeing action in 48 of 51 games in his career...Earned 4 varsity letters...Was the Badgers' No. 1 long snapper in his final 3 seasons at Wisconsin...Drew significant attention during the Wisconsin Pro Day, when he hit the mark on all but 1 of 35 attempts in a targeted long-snap exercise...In 2004, played in all 12 games for the Badgers, recording 4 tackles (3 solo)...The Badgers had just 1 punt blocked in 2004, and none of their 21 FGAs...As a junior, made 3 tackles...Recovered 2 fumbles...His sophomore year, Katula played in all 14 games, making 3 tackles...In 2001, played in the 1st 9 games before suffering a broken arm, which caused him to miss the final 3 games...Red-shirted in 2000...Majored in political science...Was 1st-team All-Conference on offense and 2nd-team on defense his senior year at Catholic Memorial (Waukesha, WI) HS...Attended Football 101 Festival event for women, which teaches practical football skills in Nov. 2005...With Dave Zastudil in Sept. 2005, visited the Living Classrooms educational campus in downtown Baltimore and spoke to students from the Crossroads Middle School, toured the facility and worked with participants in the Fresh Start program...In Oct. 2005, joined Ravens staff and volunteers in refurbishing a home with Sandtown Habitat for Humanity, as part of the NFL/United Way Hometown Huddle in Oct., 2005...Married the former Allison Casper on 2/19/05...Full name: Matthew Charles Katula.



OFF THE FIELD

Matt joined Ravens staff and volunteers in refurbishing a home with Sandtown Habitat for Humanity, as part of the NFL/United Way Hometown Huddle in Oct., 2005.

REGULAR SEASON

SPECIAL TEAMS TACKLES (10): 2005 (10)


CAREER SINGLE-GAME HIGHS (regular season)

Total Special Teams Tackles:
3 (11/13/05 at Jax.)

Solo Tackles:

1, 7 times (last: 1/1/06 at Cle.)





31 JAMAL LEWIS
RUNNING BACK

YEARS IN NFL: 7
HT: 5-11 WT: 245
COLLEGE: Tennessee
HS: Douglas (Atlanta, GA)
BORN: 8/26/79, Atlanta, GA
JOINED RAVENS: Draft 1a (5th), 2000
PRO BOWLS (1): 2003

GAMES PLAYED/STARTED: (2000, 16/13); (2001, IR); (2002, 16/15); (2003 16/16); (2004, 12/12); (2005, 15/15) **Total 75/71**

Playoffs (2000, 4/3); (2001, IR); (2003, 1/1) **Total 5/4**

TRANSACTIONS: Jamal Lewis re-signed with the Baltimore Ravens on 3/15/06...Was originally selected with the 5th overall choice in the 2000 NFL Draft...The pick was obtained from the Atlanta Falcons in a 1999 draft-day trade for the Ravens' 1999 2nd-round choice (42nd overall).

PRO: Pro Bowl performer (2003) and NFL Offensive Player of the Year (2003), who is an explosive athlete with the power and size to run inside and the speed to break off big runs...Started 15 games (missing 1 with a hand injury) and led the Ravens with 1,097 combined yards from scrimmage (906 rushing and 191 receiving) despite being slowed by offseason ankle surgery in 2005...Lewis led the Ravens with 54 1st downs (48 rushing and 6 receiving)...Saw action in only 12 games, but still managed to rack up 1,006 yards (4.3 avg.) and 7 TDs in 2004...Lewis compiled 3,072 yards and 21 TDs during the 2003 and '04 seasons...**2003 AP Offensive Player of the Year** and 1st-time **Pro Bowler**, Lewis produced a historic, record-breaking season in 2003...Jamal rushed for the **2nd most yards in NFL history (2,066)**, behind Eric Dickerson (2,105 in 1984), and was 2nd in the league with 2,271 combined yards from scrimmage...Lewis set the **single-game NFL rushing record** with 295 yards against the Browns (9/14/03), including the longest run in franchise history (821 yards)...Became just the 5th player in NFL history to rush for 2,000 yards and earned his **1st Pro Bowl** nod...Was the 1st Raven ever to be named **AP Offensive Player of the Year**...Named **1st-team AP All-Pro** for the 1st time in his career (2nd-leading vote-getter with 46 behind Ray Lewis, who had 49 of 50)...Also earned **Pro Football Weekly/PFWA Most Valuable Player** honors; was named to the **Pro Football Weekly All-NFL team, Football Digest All-Pro 1st-team** and **The Sporting News 1st-team All-Pro**...Carried the ball a **franchise-record** 387 times and led the NFL with 2,066 yards rushing, and a **franchise-record** 14 rushing TDs in 2003...Also had 26 receptions for 205 yards...In 2002, rushed for 1,327 yards and 6 TDs and had 47 receptions for 442 yards and 1 TD in his 1st season back from ACL surgery...Surpassed Priest Holmes as the Ravens' all-time leading rusher (2,691) in 2002...Stellar rookie year (2000), in which he rushed for a then-franchise-record 1,364 yards...Eamed the **Football Digest Comeback Player of the Year** award in 2002...Lewis suffered a season-ending knee injury during the 1st week of the 2001 training camp and was placed on IR (8/28/01)...L.ewis exploded onto the NFL scene in 2000, **joining Tony Dorsett (Dallas, 1977) as 1 of only 2 rookies to run for 1,000 yards for the eventual Super Bowl Champions**...Added 338 rushing yards on 103 carries and 4 TDs in the postseason run for the World Championship...Adept at catching the ball out of the backfield, Lewis also had 296 yards receiving for 1,660 total yards from scrimmage in the regular season (6th in the AFC and tops among NFL rookies)...Was the 1st RB selected in the 2000 draft, and the 1st of 5 RBS picked by NFL teams in the 1st round.

2005: Led the Ravens with 1,097 combined yards from scrimmage (906 rushing and 191 receiving) despite being slowed by offseason (Jan. 2005) ankle surgery...Lewis led the Ravens with 54 1st downs (48 rushing and 6 receiving)...**2005 SEASON HIGHLIGHTS:** Averaged 4.5 yards per carry, picking up 89 yards on 20 carries (4 good for 1st downs) in the **season finale at Cle. (1/1/06)**...Lewis also hauled in 3 passes for 29 yards (2 good for 1st downs) against the Browns...Started and recorded his 28th-career 100-yard game with a 22-carry, 105-yard (4.8 avg.) and 1 TD performance in the 48-3 victory in **game 14 vs. GB (12/19)**...Also had 2 receptions for 9 yards against the Packers...Did not play (hand) in game 13 at Den. (12/11)...Posted his 1st 100-yard rushing game of the season with a 23-carry, 113-yard and 1 TD performance (4.9 ypc), with 9 good for 1st downs in **game 11 at Cin.**



Joined teammates (DB Robb Butler and FB Justin Green) at Aunt Hattie's Place, a residential home for boys aged 9-18 to serve Thanksgiving Dinner in Nov. 2005.


JAMAL LEWIS 31

(11/27)...Carried the ball 19 times for 95 yards (5.0 avg.) in **game 4 at Det. (10/9)**...Lewis also grabbed 2 passes for 17 yards and a TD – his 1st receiving TD since 12/8/02 vs. NO...He also picked up 5 1st downs on the ground against the Lions...Paced the Ravens with 81 yards rushing and a TD on 29 carries in **game 3 vs. NYJ (10/2)**.

2004: Started 12 games in 2004, missing 2 due to an ankle injury and 2 due to a suspension (also missed 3-1/2 quarters vs. Dallas with an ankle injury)...Carried the ball 235 times for 1,006 yards for a 4.3 yards per carry average with 7 TDs...It marked his 4th 1,000-yard+ rushing season...Lewis also pulled in 10 passes for 116 yards...Recorded 4 100-yard rushing games, including his 5th-highest total (186 yards on 18 carries) and the longest rush from scrimmage in the NFL in 2004 (75 yards) at Cin. (9/26)...Jamal also tied an NFL record with his 7th consecutive 100-yard rushing game against a single opponent with his 186-yard performance against the Bengals...His 4.3-yard average marks the 4th-consecutive season Lewis has averaged over 4 yards per carry...**2004 SEASON**

HIGHLIGHTS: Recorded his 4th 100-yard rushing game of the season with his 34-carry, 167-yard and 1 TD performance in **game 16 vs. Miami (1/2/05)**...Lewis recorded his 4th 1,000-yard+ rushing season and his 7th TD against the Dolphins...Carried the ball 20 times for 130 yards, for a 6.5 yards per carry average, with a long of 47 in **game 14 at Ind. (12/19)**...Lewis also pulled in 2 receptions for 17 yards and picked up 5 1st downs on the ground against the Colts...Carried the ball 28 times for 116 yards (8 for 1st downs), including 97 in the second half in **game 5 at Was. (10/10)**...After averaging

1.9 yards per carry in the first half (10 att. for 19 yards), Lewis carried the ball 18 times in the second half, averaging 5.4 yards per carry against the Redskins...Rushed 18 times for 186 yards for a **career-high and franchise-record 10.3 yards per carry** average in **game 3 at Cin. (9/26)**...With his 186-yard performance, Lewis went over the 5,000-yard rushing mark, becoming the 5th-fastest ever to reach the mark...He was the 5th-youngest back to achieve the feat...Lewis also tied an **NFL record (Terrell Davis vs. Seattle – 1996-01) with his 7th-consecutive 100-yard rushing game against a single opponent**...Lewis not only ripped off a 75-yard rushing TD, but also pulled in his 1st reception of the year, for 46 yards against Cincinnati...Scored 2 rushing TDs in **game 2 vs. Pit. (9/19)**.



2003: Started all 16 games and earned his **1st Pro Bowl** nod after leading the league with 2,066 yards rushing...Set a franchise record with 14 rushing TDs and was 2nd in the league with 2,271 combined yards from scrimmage...Was named the **2003 AP Offensive Player of the Year**, becoming the 1st Raven ever to win the award...Also named **1st-team AP All-Pro** for the 1st time in his career (2nd-leading vote-getter with 46 behind only Ray Lewis, who had 49 of 50)...Also earned **Pro Football Weekly/PFWA Most Valuable Player** honors...Named to the **Pro Football Weekly All-NFL team, Football Digest All-Pro 1st-team** and the **Sporting News 1st-team All-Pro** honors...Also had 26 receptions for 205 yards...Was just the 5th player in league history to record 12 100-yard games in a single season...**2003 SEASON HIGHLIGHTS:** Earned **AFC Offensive Player of the Month honors for December** after carrying the ball 103 times for

DID YOU KNOW? 295/205

Ravens RB Jamal Lewis set an NFL record in 2003 when he rushed for 500 yards against one team (Cleveland) in a single season.

With his 295- and 205-yard performances vs. the Cleveland Browns in 2003, Lewis broke O.J. Simpson's record of 469 yards against New England (1973). His 295-yard rushing performance on 9/14/03 is an NFL record.

JAMAL LEWIS 31

624 yards (6.1 avg.) and 6 TDs in 4 games...Carried the ball 27 times for 114 yards and 1 TD in the **season finale vs. Pit. (12/28)**...Earned *Offensive AFC Player of the Week honors for week 16* as he posted his 11th 100-yard (and 2nd 200-yard) game of the season with 205 yards on 22 carries (9.3 avg.) in **game 15 at Cle. (12/21)**...Lewis set a *new NFL record with 500 yards rushing against one team* (vs. Cleveland) in a season, breaking O.J. Simpson's NFL record of 469 yards vs. NE in 1973...Carried the ball 30 times for 180 yards (good for 6 1st downs) and had his 9th 100-yard rushing game in **game 13 vs. Cin. (12/7)**...Lewis also scored a *career-high* and *franchise-record 3 rushing TDs* against the Bengals...His 3 TDs moved him into 2nd place on the Ravens' all-time scoring list with 146 points (began 2004 with 164), passing Jermaine Lewis (132)...Also set a *new franchise record with his 24th-career TD* (Jermaine Lewis – 22)...*Rushed a career-high 32 times* for 134 yards and 1 TD in **game 7 vs. Den. (10/26)**...Carried the ball 23 times for 132 yards (5.7 avg.) and 1 TD in **game 3 at SD (9/21)**...With his 132 yards, Lewis rushed for 427 yards in back-to-back games, which is the *5th-most yards in consecutive games in NFL history*...Posted the *greatest single-game rushing performance in the 83-year history of the NFL with 295 yards rushing* and 2 TDs on 30 carries in 33-13 victory in game 2 vs. Cle. (9/14), earning him *AFC Offensive Player of the Week* honors...Lewis *broke his own record with a 9.8 yards per carry average* (7.2 ypc at Cle., 10/6/02)...Also had the *longest rush in the history of the Ravens' franchise with his 82-yard TD run* on his 1st touch of the game.

2002: Returned after missing the entire 2001 season due to a knee injury to play in all 16 games, starting 15 in 2002...*Finished 6th in the AFC and 8th in the NFL with 1,327 yards rushing and 6 TDs on 308 attempts*...Had 5 100-yard rushing games...Was also 6th in the AFC and 8th in the NFL with 1,769 combined yards from scrimmage...Was 3rd on the team with *career highs in receptions (47) and yards (442) and 1 TD*...Became Ravens' all-time rushing leader with 2,691 yards and rushing attempts (617) in 2002...**2002 SEASON HIGHLIGHTS:** *Caught 4 passes for a career-high 108 yards*, including a career-long 77-yard TD catch and run in the third quarter in **game 13 vs. NO (12/8)**...Went over the 1,000-yard rushing mark for the season as he recorded his 4th 100-yard rushing game of 2002 in 27-23 win in **game 12 at Cin. (12/1)**...Carried the ball 22 times for 121 yards for a 5.5 yards per attempt average...*With 125 total yards against the Bengals, Jamal reached 3,000 combined yards for his career, 2nd-most on the Ravens' all-time list* (Jermaine Lewis - 8,001)...Rushed 17 times for 95 yards (5.6 avg.), with a long of 30 in **game 11 vs. Ten. (11/24)**...*Led the team with a career-high 7 receptions for 51 yards* in **game 5 at Ind. (10/13)**...Tied his then-career high with 187 yards rushing on 26 carries in **game 4 at Cle. (10/6)**.

2001: Suffered season-ending knee injury the 1st week of training camp and was placed on IR 8/28.

2000: Joined former Cowboy Tony Dorsett as the only rookies to run for 1,000 yards for the eventual Super Bowl Champions...Combined for 2,038 yards in regular season and postseason, rushing and receiving...Was a unanimous *All-Rookie* choice, but finished 2nd for *NFL Offensive Rookie of the Year* honors, behind Denver's Mike Anderson, the ex-Marine who rushed for 1,500 yards and 15 TDs...Lewis set a then-team single-season record with 1,364 rushing yards on 309 carries (4.4-yard avg.), 2nd among rookie RBs, and 6th overall in the conference in the regular season...Jamal also had 296 yards receiving for 1,608 yards from scrimmage (6th in the AFC and tops among NFL rookies)...In the playoffs, Jamal gained 338 yards on 103 carries and 4 TDs...In all, he rushed for over 100 yards in 7 games (5 in the regular season)...**2000 SEASON HIGHLIGHTS:** Rushed for 102 yards on 27 carries in **Super Bowl XXXV win over the Giants (1/28/01)**, his 7th 100-yard game of the season...Scored on a 3-yard TD run in the fourth quarter...*Won NFL Offensive Rookie of the Month for November*...Rushed for 170 yards on a season-high 30 carries and 2 TDs in the 44-7 win in **game 13 vs. Cle. (11/26)**...Not only surpassed the 1,000-yard mark, but also set the Ravens' single-season rushing mark (1,008 by Priest

SINGLE-SEASON RUSHING LEADERS - RAVENS HISTORY



YARDS	CARRIES	PLAYER	YEAR
*2,066	387	Jamal Lewis	2003
1,364	309	Jamal Lewis	2000
1,327	308	Jamal Lewis	2002
1,008	233	Priest Holmes	1998
1,006	235	Jamal Lewis	2004
906	269	Jamal Lewis	2006

*2nd most yards in a single season in NFL history

JAMAL LEWIS 31

Holmes in 1998)...Gained 136 of his 170 yards in the first half...Also scored on a 1-yard rush to tie the score, 7-7, in the first quarter...Rushed for a season-high 187 yards on 28 carries in **game 12 vs. Dal. (11/19)**.Made his **1st NFL start in game 3 at Mia. (9/17)** and led all rushers with 76 yards on 9 carries (8.4-yard avg.).

COLLEGE, PERSONAL: Finished 3rd on Tennessee's all-time rushing list with 2,677 yards and 4th with 3,161 all-purpose yards despite playing only 3 seasons...Started 9 of 10 games as a junior in 1999 and led the Vols with 816 yards and 7 TDs on 182 carries for a 4.5-yard avg....Caught 15 passes for 193 yards and 1 TD...Was an All-SEC 2nd-team selection...Recorded 4 100-yard games plus a 99-yard rushing effort as a junior...Tied the school mark (held by former Raven Jay Graham) with his 13th-career 100-yard game vs. Arkansas, when he rushed 19 times for 147 yards and 1 TD...Raced 70 yards for a TD vs. South Carolina and finished with 146 yards on 14 carries...Gained 497 yards on 73 carries (6.8-yard avg.) in 4 starts as a sophomore in 1998...Raced 67 yards for 1 TD against Auburn and finished with 140 yards on 18 carries, but suffered a right knee injury against the Tigers (10/3) that ended his sophomore season...Earned Freshman All-America honors in 1997 by *The Sporting News* and won the SEC's Freshman of the Year Award from the *A.P.*...Also named 2nd-team All-SEC by the *A.P.*...Led the country in rushing among freshmen (3rd in the SEC and 14th in the country overall) with 1,364 yards on 232 carries (5.9-yard avg.) and 7 TDs...Also caught 23 passes for 275 yards and 2 TDs...Started 9 of 12 games...Lewis' 1,364 rushing yards was 2nd-most in school history, behind ex-Raven Jay Graham's 1,438 yards in 1995...Was the 1st true freshman in Vols history to rush for over 1,000 yards...Gained over 200 yards rushing twice...Carried the ball 31 times for 127 yards in the SEC Championship game vs. Auburn...Gained 90 yards on 14 carries in the FedEx Orange Bowl loss to Nebraska...In his 1st career start, had 155 yards rushing and 1 TD against Ole Miss...Rated the top FB prospect in the nation by *Super Prep* coming out of Douglas (Atlanta, GA) HS...Prep Star rated him as the No. 2 southern RB...Rushed for 1,716 yards and 25 TD as a senior and earned AAAAA All-State and All-City honors...Named MVP of the Georgia-Florida All-Star Game with 137 yards on 11 carries (12.4 avg.) and 2 TDs...Gained 1,923 yards and scored 28 TDs as a junior and 1,240 yards and 15 TDs as a sophomore...In his 3 years as a starter, he rushed for a school-record 4,879 yards and 68 TDs, plus had a 9.7-yard average per carry...Also ran track...Arts and Science major...Hosted a Holiday party at the Druid Hill YMCA where he donated 120 new bicycles that were distributed to area children in 2000...Also donated bikes to the Northwest PAL Youth Football Team...Contributed money to the Center for Poverty Solutions, helping to raise over \$82,000 to fund its programs to help impoverished individuals and families throughout Baltimore and Maryland in 2002...Hosted a Holiday party at ESPNZone for underprivileged children in 2002 and 2003...Served as a coach for the Baltimore City Urban Tennis Program during the 2002 season...Spoke to the Boys & Girls Club of Baltimore City during training camp at McDaniel College...Hosted golf tournament for his Another Love for One Foundation at Hayfield Golf Course in 2003 and 2004...Proceeds benefited several inner city youth programs such as Baltimore City Urban Tennis Program...Conducted a football clinic for students in need in Atlanta in June of 2003 and 2004...In 2004, Jamal, who flew his mother and brother to Hawaii for the Pro Bowl, took them to visit a military unit at Pearl Harbor...Through his charitable arm, **Another Love for One Foundation**, Lewis donated infant furniture and other supplies to new Habitat for Humanity homeowner Robin Edwards at the NFL/United Way Hometown Huddle in 2004...He also served Thanksgiving dinner to young men at Aunt Hattie's Place, a year-round residential facility for youth...Participated in the All Community Team Auction Party, helping to raise over \$200,000 in the silent and live auctions...Joined teammates at Aunt Hattie's Place, a residential home for boys aged 9-18, to serve Thanksgiving Dinner in Nov. 2005...Jamal was voted as the 2005 Media Good Guy - The award is voted on and presented by the Baltimore area media group...Full name: Jamal Lafitte Lewis.

POSITIVE NUMBERS

A key to winning in the NFL is being able to run the ball on offense and stop the run on defense. Over the past 3 seasons, the Ravens have been 1 of the top teams in the league at doing that. Since 2003, Baltimore has rushed for 6,342 yards and allowed 4,808, a differential of +1,534 - the 3rd-best mark in the NFL.

<u>Team</u>	<u>Rush Yards</u>	<u>Rush Yards Allowed</u>	<u>Differential</u>
Denver Broncos	7,501	4,480	+3,021
Pittsburgh Steelers	6,175	4,408	+1,767
Baltimore Ravens	6,342	4,808	+1,534
San Diego Chargers	6,403	4,874	+1,529
Atlanta Falcons	7,167	6,052	+1,115

JAMAL LEWIS 31

2005 Game-By-Game

Ravens												
RUSHING				RECEIVING								
Date/Opp.	No	Yds	Avg LG TD	No	Yds	Avg LG TD	No	Yds	Avg LG TD	No	Yds	Avg LG TD
9/11 vs. Ind.	16	48	3.0 25 0	1	4	4.0 4 0						
9/18 @ Ten.	10	9	0.9 13 0	4	32	8.0 11 0						
10/2 vs. NYJ	29	81	2.8 9 1	0	0	0.0 0 0						
10/9 @ Det.	19	95	5.0 12 0	2	17	8.5 15t 1						
10/16 vs. Cle.	24	59	2.5 10 0	2	11	5.5 6 0						
10/23 @ Chi.	15	34	2.3 13 0	2	6	3.0 5 0						
10/31 @ Pit.	17	61	3.6 14 0	1	0	0.0 0 0						
11/6 va. Cin.	15	49	3.3 11 0	0	0	0.0 0 0						
11/13 @ Jax.	14	44	3.1 7 0	5	13	2.6 8 0						
11/20 va. Pit.	13	28	2.2 6 0	0	0	0.0 0 0						
11/27 @ Cin.	23	113	4.9 21 1	5	36	7.2 9 0						
12/4 vs. Hou.	8	17	2.1 4 0	3	23	7.7 12 0						
12/11 @ Den.	ACTIVE, BUT DID NOT PLAY - HAND											
12/19 vs. GB	22	105	4.8 20 1	2	9	4.5 8 0						
12/25 vs. Min.	24	74	3.1 19 0	2	11	5.5 11 0						
1/1/06 @ Cle.	20	89	4.5 16 0	3	29	9.7 13 0						
Totals	269	906	3.4 25 3	32	191	6.0 15t 1						

2003 Game-By-Game

Ravens												
RUSHING				RECEIVING								
Date/Opp.	No	Yds	Avg LG TD	No	Yds	Avg LG TD	No	Yds	Avg LG TD	No	Yds	Avg LG TD
9/7 @ Pit.	15	69	4.6 14 1	2	4	2.0 4 0						
9/14 vs. Cle.	30	295	9.8 82 2	0	0	0.0 0 0						
9/21 @ SD	23	132	5.7 18 1	2	7	3.5 8 0						
9/28 vs. KC	26	115	4.4 17 1	4	44	11 26 0						
10/12 @ Ari.	21	131	6.2 52 0	0	0	0.0 0 0						
10/19 @ Cin.	19	101	5.3 35 0	1	8	8.0 8 0						
10/26 vs. Den.	32	134	4.1 28 1	3	28	9.3 11 0						
11/2 vs. Jax.	21	68	3.2 10 0	2	15	7.5 8 0						
11/9 @ STL	27	111	4.1 23 1	2	22	11 16 0						
11/16 @ Mia.	25	91	3.6 14 0	0	0	0.0 0 0						
11/23 vs. Sea.	26	117	4.5 14 0	6	43	7.1 10 0						
11/30 vs. SF	19	78	4.1 21 1	0	0	0.0 0 0						
12/7 vs. Cin.	30	180	6.0 19 3	0	0	0.0 0 0						
12/14 @ Oak	24	125	5.2 25 0	0	0	0.0 0 0						
12/21 @ Cle.	22	205	9.3 72 3	3	21	7.0 14 0						
12/28 vs. Pit.	27	114	4.2 25 1	1	13	13 13 0						
Totals	387	2,066	5.3 82 14	26	205	7.8 26 0						
Playoffs												
1/3/04 vs. Ten.	14	35	2.5 8 0	2	4	2 6 0						
Totals	14	35	2.5 8 0	2	4	2 6 0						

2001 Game-By-Game

Ravens												
RUSHING				RECEIVING								
Date/Opp.	No	Yds	Avg LG TD	No	Yds	Avg LG TD	No	Yds	Avg LG TD	No	Yds	Avg LG TD
9/9 vs. Chi.	INJURED RESERVE-KNEE											
9/23 @ Cin.	INJURED RESERVE-KNEE											
9/30 @ Den.	INJURED RESERVE-KNEE											
10/7 vs. Ten.	INJURED RESERVE-KNEE											
10/14 @ GB	INJURED RESERVE-KNEE											
10/21 @ Cle.	INJURED RESERVE-KNEE											
10/28 vs. Jax.	INJURED RESERVE-KNEE											
11/4 @ Pit.	INJURED RESERVE-KNEE											
11/12 @ Ten.	INJURED RESERVE-KNEE											
11/18 vs. Cle.	INJURED RESERVE-KNEE											
11/25 @ Jax.	INJURED RESERVE-KNEE											
12/2 vs. Ind.	INJURED RESERVE-KNEE											
12/16 vs. Pit.	INJURED RESERVE-KNEE											
12/23 vs. Cin.	INJURED RESERVE-KNEE											
12/29 @ TB	INJURED RESERVE-KNEE											
1/7/02 vs. Min.	INJURED RESERVE-KNEE											
Totals	INJURED RESERVE-KNEE											
Playoffs												
1/13/02 @ Mia.	INJURED RESERVE-KNEE											
1/20/02 @ Pit.	INJURED RESERVE-KNEE											
Totals	INJURED RESERVE-KNEE											

2004 Game-By-Game

Ravens												
RUSHING				RECEIVING								
Date/Opp.	No	Yds	Avg LG TD	No	Yds	Avg LG TD	No	Yds	Avg LG TD	No	Yds	Avg LG TD
9/12 @ Cle.	20	57	2.9 9 0	0	0	0.0 0 0						
9/19 vs. Pit.	24	62	2.6 12 2	0	0	0.0 0 0						
9/26 @ Cin.	18	186	10.3 75 1	1	46	46.0 46 0						
10/4 vs. KC	15	73	4.9 18 1	0	0	0.0 0 0						
10/10 @ Was.	28	116	4.1 26 0	0	0	0.0 0 0						
10/24 vs. Buf.	SUSPENDED											
10/31 @ Phi.	SUSPENDED											
11/7 vs. Cle.	22	81	3.7 15 1	1	14	14.0 14 0						
11/14 @ NYJ	30	71	2.4 11 0	3	20	6.7 17 0						
11/21 vs. Dal.	2	5	2.5 4 0	1	3	3.0 3 0						
11/28 @ NE	INACTIVE - ANKLE											
12/5 vs. Cin.	INACTIVE - ANKLE											
12/12 vs. NYG	8	32	4.0 11 0	0	0	0.0 0 0						
12/19 @ Ind.	20	130	6.5 47 0	2	17	8.5 11 0						
12/26 @ Pit.	14	26	1.9 11 1	2	16	8.0 14 0						
1/2/05 vs. Mia.	34	167	4.9 20 1	0	0	0.0 0 0						
Totals	235	1,006	4.3 75 7	10	116	11.6 46 0						

2002 Game-By-Game

Ravens												
RUSHING				RECEIVING								
Date/Opp.	No	Yds	Avg LG TD	No	Yds	Avg LG TD	No	Yds	Avg LG TD	No	Yds	Avg LG TD
9/8 @ Car.	17	64	3.8 18 0	4	33	8.3 16 0						
9/15 vs. TB	17	53	3.1 8 0	5	38	7.6 10 0						
9/30 vs. Den.	25	78	3.1 15 1	4	21	5.3 11 0						
10/6 @ Cle.	26	187	7.2 75 0	5	26	5.2 8 0						
10/13 @ Ind.	21	75	3.6 17 2	7	51	7.3 11 0						
10/20 vs. Jax.	28	119	4.3 13 0	1	11	11.0 11 0						
10/27 vs. Pit.	13	34	2.6 6 0	5	50	10.0 37 0						
11/3 @ Atl.	12	36	3.0 7 0	2	23	11.5 12 0						
11/10 vs. Cin.	21	135	6.4 31 2	0	0	0.0 0 0						
11/17 @ Mia.	17	47	2.8 8 0	1	26	26.0 26 0						
11/24 vs. Ten.	17	95	5.6 30 0	1	13	13.0 13 0						
12/1 @ Cin.	22	121	5.5 29 0	1	4	4.0 4 0						
12/8 vs. NO	17	48	2.8 9 1	4	108	27.0 77 1						
12/15 @ Hou.	20	49	2.5 10 0	4	12	3.0 5 0						
12/22 vs. Cle.	21	100	4.8 25 0	1	3	3.0 3 0						
12/29 @ Pit.	14	86	6.1 24 0	2	23	11.5 18 0						
Totals	308	1,327	4.3 75 6	47	442	9.4 77 1						

2000 Game-By-Game

Ravens												
RUSHING				RECEIVING								
Date/Opp.	No	Yds	Avg LG TD	No	Yds	Avg LG TD	No	Yds	Avg LG TD	No	Yds	Avg LG TD
9/3 @ Pit.	5	16	3.2 8 0	0	0	0.0 0 0						
9/10 vs. Jax.	5	7	1.4 5 0	0	0	0.0 0 0						
9/17 @ Mia.	9	76	8.4 45 0	2	22	11.0 16 0						
9/24 vs. Cin.	25	116	4.6 15 1	2	25	12.5 19 0						
10/1 @ Cle.	13	86	6.6 27 0	1	7	7.0 7 0						
10/8 @ Jax.	17	44	2.6 10 0	0	0	0.0 0 0						
10/15 @ Was.	16	34	2.1 8 0	3	4	1.3 9 0						
10/22 vs. Ten.	17	58	3.4 8 0	2	36	18.0 27 0						
10/29 vs. Pit.	19	93	4.9 35 0	3	53	17.7 40 0						
11/5 @ Cin.	22	109	4.9 22 0	3	70	23.3 45 0						
11/12 @ Ten.	23	99	4.3 30 1	1	15	15.0 15 0						
11/19 vs. Dal.	28	187	6.7 18 0	4	20	5.0 8 0						
11/26 vs. Cle.	30	170	5.7 36 2	0	0	0.0 0 0						
12/10 vs. SD	29	91	3.1 17 1	3	39	13 19 0						
12/17 @ Ari.	29	126	4.3 24 1	3	5	1.7 9 0						
12/24 vs. NYJ	22	52	2.4 12 0	0	0	0.0 0 0						
Totals	309	1,364	4.4 45 6 27	296	11.0 45 0							
Playoffs												
12/31 vs. Den.	30	110	3.7 27 2	1	15	15.0 15 0						
1/7/01 @ Ten.	17	47	2.8 14 1	0	0	0.0 0 0						
1/14/01 @ Oak.	29	79	2.7 13 0	3	31	10.3 15 0						
1/28/01 @ NYG	27	102	3.8 19 1	1	4	4.0 4 0						
Totals	103	338	3.3 27 4 5	50	10.0 15 0							

JAMAL LEWIS

JAMAL LEWIS 31

REGULAR SEASON

RUSHING

Year	Teams	GP	GS	No.	Yds.	Avg.	LG	TD	RECEIVING				
				No.	Yds.	Avg.	LG	TD	No.	Yds.	Avg.	LG	TD
2000	Baltimore	16	13	309	1,364	4.4	45	6	27	296	11.0	45	0
2001	INJURED RESERVE-KNEE												
2002	Baltimore	16	15	308	1,327	4.3	75	6	47	442	9.4	77t	1
2003	Baltimore	16	16	387	*2,066	5.3	#82t #14		26	205	7.9	26	0
2004	Baltimore	12	12	235	1,006	4.3	75t	7	10	116	11.6	46	0
2005	Baltimore	15	15	269	906	3.4	25	3	32	191	6.0	15t	1
Totals		75	71	1,508	6,669	4.4	82t	36	142	1,250	8.8	77t	2

*- Franchise Record (2nd most in NFL history)

#- Franchise Record

CAREER SINGLE-GAME HIGHS (regular season)

RUSHING:

Carries:

34 (1/2/05 vs. Mia.)

Yardage (all career 100-yard games - 26):

295	(9/14/03 vs. Cle.)	121	(12/1/02 at Cin.)
205	(12/21/03 at Cle.)	119	(10/20/02 vs. Jax.)
187	(10/6/02 at Cle.)	117	(11/23/03 vs. Sea.)
187	(11/19/00 vs. Dal.)	116	(10/10/04 at Was.)
186	(9/26/04 at Cin.)	116	(9/24/00 vs. Cin.)
180	(12/7/03 vs. Cin.)	115	(9/28/03 vs. KC)
170	(11/26/00 vs. Cle.)	114	(12/28/03 vs. Pit.)
167	(1/2/05 vs. Mia.)	113	(11/27/05 at Cin.)
135	(11/10/02 vs. Cin.)	111	(11/9/03 at STL)
134	(10/26/03 vs. Den.)	109	(11/5/00 at Cin.)
132	(9/21/03 at SD)	105	(12/19/05 vs. GB)
131	(10/12/03 at Ari.)	101	(10/19/03 at Cin.)
130	(12/19/04 at Ind.)	100	(12/22/02 vs. Cle.)
126	(12/17/00 at Ari.)		
125	(12/14/03 at Oak.)		

Long Gain:

82t (9/14/03 vs. Cle.)

Touchdowns:

3 (12/7/03 at Cin.)

RECEIVING:

Receptions:

7 (10/13/02 at Ind.)

Yardage:

108 (12/8/02 vs. NO)

Long Gain:

77t (12/8/02 vs. NO)

Touchdowns:

1 2 times (last: 10/9/05 at Det.)

JAMAL LEWIS

Additional Statistics: Has 1 career 2-pt conversion, in 2000

POSTSEASON

RUSHING

Year	No.	Yds.	Avg.	LG	TD	RECEIVING				
						No.	Yds.	Avg.	LG	TD
2000	103	338	3.3	27t	4	5	50	10.0	15	0
2001	INJURED RESERVE-KNEE									
2003	14	35	2.5	8	0	2	4	2.0	6	0
Totals	117	373	3.2	27t	4	7	44	6.3	15	0

CAREER SINGLE-GAME HIGHS (postseason)

RUSHING:

Carries:

30 (12/31/00 vs. Den.)

Yardage:

110 (12/31/00 vs. Den.)

Long Gain:

27t (12/31/00 vs. Den.)

Touchdowns:

2 (12/31/00 vs. Den.)

RECEIVING:

Receptions:

3 (1/14/01 at Oak.)

Yardage:

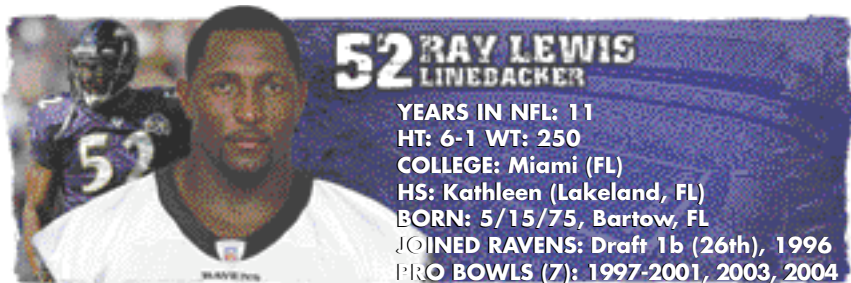
21 (1/14/01 at Oak.)

Long Gain:

15 2 times (last: 1/14/01 at Oak.)

Touchdowns:

None



GAMES PLAYED/STARTED: (1996, 14/13); (1997, 16/16); (1998, 14/14); (1999, 16/16); (2000, 16/16); (2001 16/16); (2002, 5/5); (2003, 16/16); (2004, 15/15); (2005, 6/6) **Total 134/133**

Playoffs (2000, 4/4); (2001, 2/2); (2003, 1/1) **Total 7/7**

TRANSACTIONS: Ray Lewis re-signed with the Ravens on 8/1/03...Signed a renegotiated contract with Baltimore on 7/21/02...Signed a renegotiated contract with Baltimore on 2/27/01...Signed a renegotiated contract with the Ravens on 11/20/98...Signed a renegotiated deal with Baltimore on 8/25/97...Was Baltimore's 2nd pick in the 1st round (26th overall) of the 1996 NFL Draft (after Jonathan Ogden was selected with the 4th overall choice in that draft)...Ravens obtained the 26th pick from San Francisco in a 1995 draft-day trade...Was the 4th LB selected overall in the draft (Kevin Hardy - 2nd overall by Jacksonville, John Mobley - 15th overall by Denver and Reggie Brown - 17th overall by Detroit).

PRO: *Se ven-time Pro Bowler, 2-time NFL Defensive Player of the Year and Super Bowl XXXV MVP*, who is arguably the greatest LB and 1 of the best players in NFL history...Lewis started 6 games in 2005 before a hamstring injury and subsequent surgery ended his season...Was on pace for a superior year in 2005, posting 77 tackles (on pace for 205 tackles) before the injury...Started 15 games in 2004 (missing 1 due to a broken wrist)...Earned 2nd-straight **Pro Bowl** berth as he led the team (8th time in his career) with 200 tackles (3rd 200-tackle season), including 122 solo, 1 sack, 3 PD, 2 FRs and 1 FF in 2004...Also named **1st-team All Pro** by the AP, **2nd-team All Pro** by *College and Pro Football Weekly* and *Football Digest* and **All Pro** by the *Sporting News* in 2004...Earned 2003 **AP NFL Defensive Player of the Year** honors for the 2nd time (2000), becoming just the 6th player in NFL history to win multiple times (Lawrence Taylor – 3 times, Joe Greene, Mike Singletary, Bruce Smith and Reggie White – 2 times each)...Was the leading vote-getter (49 of 50) when he earned **1st-team AP All-Pro** honors...Also earned **Pro Football Weekly, PFWA and Football Digest Defensive MVP** honors...Was named to **Dr. Z's Sports Illustrated All-Pro team, Pro Football Weekly's All-NFL team, Pro Football Weekly's All-AFC team, Football Digest's All-Pro 1st-team, the Sporting News' All-Pro team** and received the **KC 101 AFC Defensive Player of the Year** award for the 3rd time...Lewis and DE Bruce Smith are the only players to win the award 3 times...Finished the season with a **franchise-record 225 tackles** in 2003...Also recorded 13 PD, led all NFL LBs with 6 INTs and added 1.5 sacks, 2 FFs and 2 FR in the regular season...Lewis also led the team with 18 tackles in the post-season...Lewis has led the NFL in tackles 4 times (1997, 1999, 2001 and 2003)...In June 2003, Ray was voted the NFL's most dominant player by NFL head coaches (*CBS Sportsline*)...He received 10 votes and no other player received more than 2...Was limited to only 5 games in 2002 due to a shoulder injury...Still managed to rank 5th on the team with 85 tackles in those 5 games...Also posted 2 INTs, 2 PD, 1 FF and 1 FR in 2002...Earned **AFC Defensive Player of the Week** honors week 3 vs. Denver after posting 20 tackles (12 solo), 2 PD and an INT on Monday Night Football...Ray earned his 5th consecutive **Pro Bowl** in 2001 when he led the NFL in tackles (196)...Ray earned 1st-team **All-Pro** honors in 2001...He was the 2nd player in NFL history to win both **NFL Defensive Player of the Year** and **Super Bowl MVP (2000)**...DT Harvey Martin of Dallas won Defensive Player of the Year in 1977 and was co-MVP of Super Bowl XXII with DT Randy White...**Pro Bowl starter** and 1st-team **All-Pro** while leading the Ravens to the Super Bowl - all at age 25...The emotional and



Ray hosted his 2nd annual Rays Summer Days in June 2006, with funds benefiting the Ray Lewis Foundation. Events included a 5K run/walk, community festival, comedy jam, golf outing and reception.

RAY LEWIS 52

p physical leader of the Ravens, Lewis was voted to his *4th straight Pro Bowl* in 2000 and again led the team in tackles (187)...Named a unanimous *All-Pro*...In 2000, led a defense that set a 16-game single-season record for fewest points allowed (165), set the 16-game record for fewest rushing yards allowed (970), recorded 4 shutouts, 1 shy of the post-1970 merger record, and finished 1st league-wide in 6 key defensive categories...Led all NFL tacklers in 2000 postseason with 31 (44 after coaches video review)...In 1999, he was credited with 198 tackles (131 solo) by Ravens coaches, 167 total tackles according to NFL play-by-plays, which led all NFL tacklers (Tampa Bay's Derrick Brooks was 2nd with 153)...Ray made his 2nd trip to the *Pro Bowl* following the 1998 season after leading the Ravens for the 3rd straight year with 154 tackles...Also tabbed for *The Sporting News All-Pro Team*...Won the *John Mackey Award* in June of '97, as voted by his peers, as the AFC's best LB...In his 2nd NFL season, Ray served as the "veteran" leader of the Ravens' young linebacking corps in 1997, which consisted of Lewis and 5 rookies...Selected as the "needs" player for the victorious AFC squad in the *1997 Pro Bowl* after leading the NFL with 210 tackles, 68 more than his team-leading total in 1996...Stepped into the starting MLB role in his rookie season at age 21 and earned *USA Today's All-Rookie* team honors after leading the Ravens with 142 tackles...Led the Ravens in tackles in 8 of his 10 years in the league (finished 5th on the team in 2002 after only playing in 5 games - shoulder injury and was 5th in 2005 after missing 10 games - hamstring injury).

2005: Started the 1st 6 games of the season and recorded 77 tackles (was on pace for 205 tackles on the season), 1 sack, 3 PD, 1 INT and 1 FR before missing the final 10 games of the year after surgery to repair a torn hamstring...Placed on Injured Reserve on 12/8...**2005 SEASON HIGHLIGHTS:** Was inactive (hamstring) in **games 7-12**...Posted 13 tackles (5 solo) before leaving the game in the 4th quarter with a hamstring injury in **game 6 at Chi. (10/23)**... Was all over the field, leading the team with 10 tackles, 2 PD, an INT (which led to a FG) and a FR, which led to a TD, in **game 5 vs. Cle. (10/16)**...Earned defensive game ball for his effort vs. the Browns...Led the team with 14 tackles (9 solo), including 1 TFL and a QB hit in **game 4 at Det. (10/9)**...Paced the team with 13 tackles (10 solo) and his 1st sack of the season (-1 yard) in the 13-3 victory in **game 3 vs. NYJ (10/2)**...Started and led the team with 15 tackles (10 solo) and a PD in **game 2 at Ten. (9/18)**...Started at LB and picked up where he left off last season, leading the team with 12 tackles, including 9 solo, and 1 QB hit in **game 1 vs. Ind. (9/11)**.

2004: Dynamic ILB earned his *7th Pro Bowl* nod in 9 seasons after leading the Ravens with 200 tackles (the 3rd 200-tackle performance of his career), including 122 solo...Named *1st-team All Pro* by the *AP*, *2nd-team All Pro* by *College and Pro Football Weekly* and *Football Digest* and *All Pro* by the *Sporting News* in 2004...Lewis started the season's 1st 15 games, but missed game 16 vs. Mia. due to a broken wrist...Recovered 2 fumbles, had 3 PD, 1 sack and 1 FF...Two of his PD led to INTs by teammates, including 1 that Ed Reed returned 106 yards for a TD in game 8 vs. Cle., setting an NFL record...Posted a season-high 17 tackles, including 9 solo (surpassing 1,000 solo tackles for his career), and 1 TFL vs. Pit. (9/19)...**2004 SEASON HIGHLIGHTS:** Was a game-day inactive (broken wrist) in the 30-23 victory in the **season finale vs. Mia. (1/2/05)**...Led the team with 16 tackles, including 10 solo in **game 15 at Pit. (12/26)** while playing with a broken wrist...Recorded 10 tackles, including 7 solo and 1 FF in **game 14 at Ind. (12/19)**, when he broke his wrist in the 1st half...Led the Ravens with 16 tackles, including 10 solo in the 30-10 victory in **game 10 vs. Dal. (11/21)**...Led the team with 12 tackles (8 solo), including 1 TFL and a PD, leading to an Ed Reed INT...Reed returned it an NFL record 106 yards for a TD to seal the win in **game 8 vs. Cle. (11/7)**...Posted 16 tackles (10 solo) and 1 PD, which led to a Chad Williams INT that he returned 94 yards...Ravens capitalized with a Matt Stover FG to extend the lead to 20-6 in **game 6 vs. Buf. (10/24)**...Led the team with 11 tackles (6 solo) as the Ravens held the Redskins to 107 total yards (2nd-lowest total in team history), including just 52 yards rushing in **game 5 at Was. (10/10)**...Led the team with 17 tackles, including 9 solo (surpassing 1,000 solo tackles for his career), including 1 for loss, and 1 QB hit in 30-13 win in **game 2 vs. Pit. (9/19)**.

2003: Started all 16 games earning *AP NFL Defensive Player of the Year* honors for the 2nd time (2000), becoming just the 6th player in NFL history to win multiple times (Lawrence Taylor - 3 times, Joe Greene, Mike Singletary, Bruce Smith and Reggie White - 2 times each)...Earned his *6th Pro Bowl* nod and was the leading vote-getter (49 of 50) for *1st-team AP All-Pro* honors...Also

earned *Pro Football Weekly*, *PFWA and Football Digest Defensive MVP* honors...Was named to Dr. Z's *Sports Illustrated All-Pro team*, *Pro Football Weekly's All-NFL team*, *Pro Football Weekly's All-AFC team*, *Football Digest's All-Pro 1st-team* and *The Sporting News' All Pro team*...Was named *AFC Defensive Player of the Year* by the KC 101 Club for the 3rd time in 4 years, and won the *NFL Alumni LB of the Year* award as he finished the season with a *franchise-record 225 tackles*...Also recorded 13 PD, led all NFL LBs with 6 INTs, 1.5 sacks, 2 FFs and 2 FRs in the regular season...**2003 SEASON HIGHLIGHTS:** Led team with a *postseason franchise-record 18 tackles*, including 12 solo in the **Wild Card loss vs. Ten. (1/3/04)**...Led team with 15 tackles (9 solo), 1 PD and 1 INT, his *career-high 6th INT* in the **season finale vs. Pit. (12/28)**...*Earned Defensive Player of the Week* honors for his performance against the Steelers...Was named the *AFC Defensive Player of the Month* for November after posting 58 tackles (44 solo), a half-sack, 2 INTs (1 returned for a TD), 1 FF and 1 FR in that span...Tied a season-high with 19 tackles (16 solo) in **game 12 vs. SF (11/30)**...Lewis' PD was recorded on an INT he returned 29 yards for his *1st-career INT return for a TD (regular season)*...Led the team with 14 tackles (10 solo), including 2 QB hits in **game 5 at Ari. (10/12)**...*Started his 100th-career game* and led the team with 19 tackles (12 solo) in **game 4 vs. KC (9/28)**...Started his 1st game after missing 11 games in 2002 with a shoulder injury in the **season opener at Pit. (9/7)**, posting 14 tackles (9 solo) and 2 PD against the Steelers.

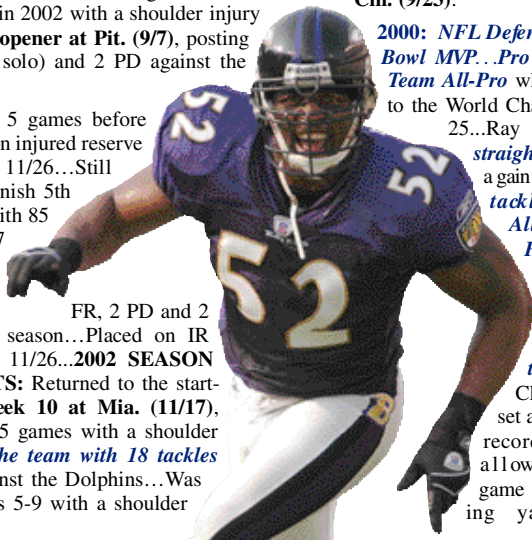
2002: Started 5 games before being placed on injured reserve (shoulder) on 11/26...Still managed to finish 5th on the team with 85 tackles (57 solo)...Also had 1 FF, 1

FR, 2 PD and 2 INTs for the season...Placed on IR (shoulder) on 11/26...**2002 SEASON HIGHLIGHTS:** Returned to the starting lineup **week 10 at Mia. (11/17)**, after missing 5 games with a shoulder injury...*Led the team with 18 tackles* (13 solo) against the Dolphins...Was inactive weeks 5-9 with a shoulder

injury (partial subluxation) suffered at Cle., *breaking a streak of 63 consecutive starts*...Started at ILB in 26-21 victory in **game 4 at Cle. (10/6)**...Paced team with 11 tackles (8 solo), despite missing the 4th quarter with a shoulder injury...Also had 1 INT and 1 FF, which he recovered...Both turnovers resulted in Ravens TDs on the ensuing possessions...Started at ILB and *led the team with a season-high 20 tackles* (12 solo) in **game 3 vs. Den. (9/30)**...Had an INT and 2 PD against the Broncos...Earned *AFC Defensive Player of the Week* award for his performance vs. the Broncos.

2001: First-team *All-Pro* and earned *5th consecutive Pro Bowl* nod as he started all 16 games and led the team and the NFL with 196 tackles, the 6th consecutive year that he has led the Ravens in tackles...Made 2 tackles and scored 1 TD in the Pro Bowl...After CB Ty Law intercepted QB Donovan McNabb and ran 31 yards, he pitched the ball to Lewis, who rumbled 13 yards into the end zone while carrying 3 defenders on his back...**2001 SEASON HIGHLIGHTS:** Recorded 12 tackles (8 solo) and 2 INTs in a 16-0 win in **game 14 vs. Cin. (12/23)**...*Recorded season-high 19 tackles* (13 solo), including 1 sack and 2 TFL, in 39-27 win in **game 12 vs. Ind. (12/2)**...Led the team with 16 tackles (10 solo), including 1 sack in the 20-13 win in **game 3 at Den. (9/30)**...The defense held Denver to 61 yards rushing...Made 10 tackles (7 solo), including 2 TFL in **game 2 at Cin. (9/23)**.

2000: *NFL Defensive MVP* and *Super Bowl MVP*...*Pro Bowl Starter* and *1st-Team All-Pro* while leading the Ravens to the World Championship - all at age 25...Ray was voted to his *4th straight Pro Bowl* and once again *led the team with 187 tackles*...Named unanimous *All-Pro*...*Ravens 2000 Player of the Year* by the QB Club of Baltimore...Was named *AFC Defensive Player of the Year* by the KC 101 Club...Led a defense that set a 16-game single-season record for fewest points allowed (165), set the 16-game record for fewest rushing yards allowed (970),



RAY LEWIS 52

recorded 4 shutouts, 1 shy of the post-1970 merger record, and finished ranked 1st in 6 key defensive categories... *In the postseason, Ray led all NFL players with 44 tackles (28 solo), 2 INTs (one for a 50-yard TD at Ten. on 1/7/01), 7 PD and 1 FR*...Baltimore outscored opponents 95-23 in the postseason and the defense permitted just 1 TD (a 2-yard rush by Titans' RB Eddie George)... **2000 SEASON HIGHLIGHTS:** Recorded 11 tackles (5 solo) and 4 PD in the Ravens' 34-7 win over the NYG (1/28/01) in Super Bowl XXXV...Led team with 12 total tackles, 1 INT (stolen from George) for a 50-yard TD in the Ravens' 24-10 AFC Divisional Playoff victory at Ten. (1/7/01)...Named NFL Defensive Player of the Year prior to the Titans' game and had 9 solo tackles... *Recorded a game-high 15 tackles (14 solo), 1 FR and had 2 TFL in the Ravens' 13-7 win in game 15 at Ari. (12/17)...Led all tacklers with 16 stops (11 solo) in game 9 vs. Pit. (10/29)... Had 20 tackles (13 solo), in game 7 at Was. (10/15)*...Led the team with 10 tackles in the Ravens 12-0 shutout win in game 5 at Cle. (10/1), the 1st consecutive shutout win by a team since the 1985 Bears...Had 5 stops from scrimmage in the Ravens' 37-0 win in game 4 vs. Cin. (9/24), as the defense limited the Bengals to 4 yards rushing, 94 total net yards and 7 1st downs, all Ravens records.

1999: Pro Bowl starter and named AP, Sports Illustrated, Pro Football Weekly, The Sporting News, Football Digest and USA Today **First-Team All-Pro**...Named to Football News and Pro Football Weekly's **All-AFC Team** and College & Pro Football Newsweekly's **2nd-Team All-Pro**...Also won the NFL Alumni Linebacker of the Year Award... *Named Ravens 1999 Player of the Year by the QB Club of Baltimore... Led the team and the NFL with 198 tackles*...Also had 3.5 QB sacks, a career-high 3 INTs, 8 PD and 1 FF...Recorded double digits in tackles in 11 games... **999 SEASON HIGHLIGHTS:** Led the team with 11 tackles (7 solo), 1 FF, a 19-yard INT, 1 PD and 1 TFL in game 14 vs. NO (12/19), as the defense set team records by allowing only 11 rushing yards and 8 total 1st downs in the 31-8 win...Led team with 12 tackles in 31-24 win in game 13 at Pit. (12/12)...Recorded 13 stops (9 solo) and a half-sack, plus a PD in the Ravens' 41-14 win in game 12 vs. Ten. (12/5)... *Surpassed the 600-tackle mark in game 7 vs. Buf. (10/31)* by recording 16 tackles (13 solo), including a 2-yard sack... *Played in 50th career game in game 6 vs. KC (10/21)*...Had 18 stops (12 solo) in game 2 vs. Pit. (9/19)...Recorded 15 tackles, including an 8-yard sack, *a career-long 60-yard INT return, 2 TFL and 1 PD in game 1 at STL (9/12)*.

1998: Voted to the Pro Bowl as 1 of 2 MLBs (along with Junior Seau)...Also named **All-Pro** by The Sporting News and 2nd-team **All-Pro** by AP... *Led team with 154 tackles* despite missing almost 3 games with a dislocated elbow...Also had 2 INTs, 3 sacks, 10 PD and 1 FF... **998 SEASON HIGHLIGHTS:** *Recorded season-high 17 tackles in game 14 vs. Min. (12/13)* and was on the field for all 92 plays against the Vikings...Had a game-high 10 tackles in 38-31 win in game 12 vs. Ind. (11/29), to give him 100 on the season...Had 7 stops (3 solo) in game 8 vs. Jax. (11/1), to surpass the career 400-tackle mark in only his 36th NFL game...Recorded 8 tackles and a pressure in game 7 at GB (10/25)...Returned to starting lineup in game 6 at Pit. (10/18) after missing 11 quarters with a dislocated elbow and led the team with 11 tackles (9 solo)...Helped limit Pit. to 241 net yards and 1 TD...Led all tacklers with 11 (9 solo) in game 1 vs. Pit. (9/6), including a 1-yard sack.

1997: Received the **John Mackey Award**, voted on by his peers, as the **AFC's best linebacker**...Selected as the "needs player" for the **Pro Bowl**...Was named to Dr. Z's Sports Illustrated **All-Pro Team**, College & Pro Football **All-Pro (1st team)** and Football Digest's **All-NFL (2nd team)**... *Named Ravens 1997 MVP* by the Baltimore QB Club... *Led the NFL with 210 tackles*, 68 more than his team-leading total as a rookie in 1996...Tied for 4th on team with 4 sacks, 9 PD, an INT, and 1 FF... **1997 SEASON HIGHLIGHTS:** Posted a 5-tackle performance in game 16 at Cin. (12/21) to solidify NFL tackle lead...Recorded 22 stops (15 solo), 1 sack and 2 PD in 21-19 win in game 15 vs. Ten. (12/14)...Made a game-high 16 tackles, in addition to recording 2 QB pressures and a QB hurry in game 9 at NYJ (11/2)... *Named AFC Defensive Player of the Week* after Ravens 20-17 win in game 8 at Was. (10/26)...Recorded a game-high 17 total tackles, 1 sack and his 2nd career INT off of Gus Frerotte to seal the 20-17 win...Recorded *a Ravens' record 25 tackles*, as well as 2 PD, in 24-23 win in game 3 at NYG (9/14)...Won *Pro Football Weekly's Defensive Player of the Week* award.

1996: Named to *USA Today's All-Rookie team* (selected by Jarrett Bell)... *Led the Ravens with 142 tackles (avg. 10.1 per game)*...Had 2.5 QB sacks, 6 PD and 1 INT... *Recorded double digits in tackles in 7 of his 14 games*...Led or tied for team tackle lead in 10 games...Had 7 starts at MLB in 4-3

RAY LEWIS 52

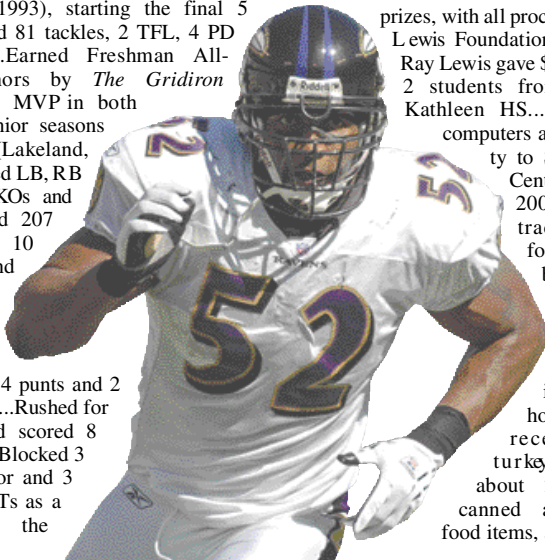
and 6 starts at ILB in 3-4...**1996 SEASON HIGHLIGHTS:** Led team with 13 stops in **game 16 vs. Hou. (12/22)**...Had game-high 10 tackles (9 solo) in **game 14 at Cin. (12/8)**, including a half-sack, plus 1 PD...Started at LILB in 3-4 defense in 37-31 OT win in **game 8 vs. STL (10/29)** and **recorded season-high 16 stops, 15 solo**...Named **AFC Defensive Player of the Week** after win in **game 1 vs. Oak. (9/1)**...Recorded 9 tackles and 1 INT in the end zone in Ravens 19-14 win over Raiders...Missed 2 games: **game 11 at SF (11/17)** (ankle) and **game 15 at Car. (12/22)** (hip).

COLLEGE, PERSONAL: Three-year starter at Miami who came out after his junior season...Consensus All-American and runner-up for the Butkus Award...Finished 5th on Miami's all-time tackles chart with 388 career stops, including 19 TFL and 6 sacks...Led the Hurricanes in tackles for 22 consecutive games and led the Big East Conference in tackles for 2 straight seasons...Finished junior season (1995) with a team-high 160 tackles and earned consensus 1st-team All-America and All-Big East honors...Member of *Playboy* All-America team...Tackle total was 2nd in Hurricane history (since Ed Weisacosky's 164 in 1965)...Started every game at MLB as a sophomore (1994), earning 1st-team All-Big East honors, and 1st-team All-America honors from *The Poor Man's Guide to the NFL Draft* and *Football News*...Led team with 152 tackles, including 9 TFL and 2 sacks...Played his way into the starting lineup as a freshman (1993), starting the final 5 games...Totaled 81 tackles, 2 TFL, 4 PD and 2 sacks...Earned Freshman All-America honors by *The Gridiron Report*...Team MVP in both junior and senior seasons at Kathleen (Lakeland, FL) HS...Played LB, RB and returned KOs and punts...Recorded 207 tackles with 10 sacks, 5 FRs and 8 INTs (3 for TDs) in

HS...Returned 4 punts and 2 KORs for TDs...Rushed for 591 yards and scored 8 TDs as a RB...Blocked 3 FGs as a senior and 3 FGs and 2 PATs as a junior...Was the

State 4A Wrestling Champ in the 189 lb. weight class...Enjoys fishing, camping, swimming and basketball...Majored in Arts and Sciences...Ray has a website, RayLewis52.com...Spoke to the NFL rookies in June 2000 at the NFL's Rookie Symposium about the need to be careful about associations and circumstances...A parade and day in Ray's honor was held in his hometown of Lakeland, FL on 4/14/01...Ray contributed money to help with the remodeling of The Greater Faith Missionary Baptist Church in Lakeland...Participated in the Snapple Superstars competition in May 2001...Ray hosted Super Bowl Parties for the children at the Baltimore Ravens Courage House at St. Vincent's in Feb. of 2000...In Dec. 2000, Ray teamed up with radio stations 92Q and Magic 95.9 to ask Ravens fans and members of the Baltimore community to help him with his Holiday Toy Drive...Ray donated the toys to the Cherry Hill Housing Authority, The Baltimore City Department of Social Services and The Bradford Reading Program in Sandtown, MD...Ray also adopted 10 families in Baltimore City community for the holidays and answered their Christmas wish lists...Ray's 3rd annual celebrity auction and bowling tournament, held in May 2004, raised \$230,000 for the **Ray Lewis Foundation**, which helps provide assistance to disadvantaged youth...Hosted the Great Maryland Duck Derby in Aug. 2003, at HarborView Marina & Yacht Club, where 20,000 "adopted" rubber ducks were dropped in

Baltimore's Inner Harbor and raced for prizes, with all proceeds going to the Ray Lewis Foundation...On May 2, 2003, Ray Lewis gave \$3,000 scholarships to 2 students from his alma mater, Kathleen HS...Ray provided new computers and online connectivity to Simpson Community Center in Lakeland, FL in 2002...Ray donates a tractor-trailer load of food and personal care boxes annually to 440 of Baltimore's neediest families to enjoy a Thanksgiving meal in the privacy of their homes...Each family receives a 12-14 lb. turkey, a box weighing about 26 lbs. containing canned and non-perishable food items, a box weighing about



RAY LEWIS 52

15 lbs. containing personal care and hygiene items and Girl Scout cookies...During the season, Ray provides 52 home-game tickets to various non-profit organizations in Baltimore city...Lewis hosted his annual Back-to-School Kickoff Event in Sep. 2004...Along with Office Depot and Frito Lay, the Ray Lewis Foundation provided 1,200 Baltimore city students with a free bookbag, school supplies and snacks...Held the 2nd annual Ray Lewis Great Maryland Duck Derby in Oct. 2004 at the Padonia Park Club, where 10,000 "adopted" rubber ducks were dropped in the park's lake and raced for prizes...Proceeds benefited the Ray Lewis Foundation...Teamed up with the Girl Scouts of Central Maryland to host the Holiday Gift Marketplace in Dec...Over 200 youth in Baltimore were allowed to choose a gift for themselves and another for a loved one for the holidays, imparting the "gift of giving"...Lewis established a relationship with Van Brooks, a high school junior and football player who suffered a severe spinal cord injury during a game in Sep. 2004...Ray helped raise funds for Brooks' recovery effort, visited the young man in the hospital and continues to speak with him often...Once again, provided 52 tickets to Baltimore area non-profit organizations for home games throughout the season...Opened the Ray Lewis Full Moon Bar-B-Que located in Baltimore's Canton neighborhood in Feb. 2005...Named a finalist for the Byron "Whizzer" White Humanitarian Award, given to an NFL player who exemplifies dedication to team, community and country...Ray kept a promise to his mother, which he made when he left the University of Miami after his junior year, by graduating from the University of Maryland University College on May 15, 2004...Not only did Ray finish the 24 credits he had remaining to earn his degree in business administration, but he was on the dean's list for most of the time he was enrolled...Once again joined forces with the Feed the Children Organization, Girl Scouts of Central Maryland, Unilever, Frito Lay, and Giant Foods to provide 400 families with a 12-14 lb turkey, canned and non-perishable food items, personal care and hygiene items, fresh vegetables, dinner rolls and assorted snacks for needy families for Thanksgiving in 2005...Hosted his 2nd annual Rays Summer Days in June 2006, with funds benefiting his foundation; Events included a 5K run/walk, community festival, comedy jam, golf outing and reception...Held his annual Back to School event in early September, where he teamed with Office Depot and others to provide necessary school items (bookbags, paper, etc) to Baltimore city students...Ray has joined with Hall of Fame RB Gale Sayers and entrepreneur Mark Bloomquist to form S&L Racing, which will race both cars and trucks...The team will be headquartered in North Carolina, and already races in the NASCAR Craftsman Truck Series...Lewis was also honored with a JB award (named in honor of CBS broadcaster James Brown) during the 2006 offseason: Received the "Act of Kindness" Award for his tireless work in the community...Lewis and Paralympic Gold Medalist Cheri Blauwet joined with the Vietnam Veterans of America Foundation (VVAFF) to support and advise the creation of a new Sports for Life program in Bahir Dar, Ethiopia...They pair traveled to the war-torn region in March, 2006 to deliver wheelchairs, crutches and orthopedic devices to patients...They also consulted with therapists and social workers about possible beneficial uses for sports and recreation...Lewis returned to the United States and has been involved in pressing political (spoke to congress in June), business and philanthropic leaders for a stronger commitment to disability sport both here and in the developing world... Full name: Ray Anthony Lewis.

2005

Game-by-Game Tackles

Ravens

Date/Opp.	TT	Solo	AS	INT	FF	FR	Sacks	PD
9/11 vs. Ind.	12	9	3	0-0	0	0	0-0	0
9/18 @ Ten.	15	10	5	0-0	0	0	0-0	1
10/2 vs. NYJ	13	10	3	0-0	0	0	1.0-1.0	0
10/9 @ Det.	14	9	5	0-0	0	0	0-0	0
10/16 vs. Cle.	10	4	6	1-0	0	1	0-0	2
10/23 @ Chi.	13	5	8	0-0	0	0	0-0	0
10/31 @ Pit.	INACTIVE - HAMSTRING							
11/6 vs. Cin.	INACTIVE - HAMSTRING							
11/13 @ Jax.	INACTIVE - HAMSTRING							
11/20 vs. Pit.	INACTIVE - HAMSTRING							
11/27 @ Cin.	INACTIVE - HAMSTRING							
12/4 vs. Hou.	INACTIVE - HAMSTRING							
12/11 @ Den.	INJURED RESERVE - HAMSTRING							
12/19 vs. GB	INJURED RESERVE - HAMSTRING							
12/25 vs. Min.	INJURED RESERVE - HAMSTRING							
1/1/06 @ Cle.	INJURED RESERVE - HAMSTRING							
Totals	77	47	30	1-0	0	1	1.0-1.0	3

2004

Game-by-Game Tackles

Ravens

Date/Opp.	TT	Solo	AS	INT	FF	FR	Sacks	PD
9/12 @ Cle.	15	13	2	0-0	0	0	1-9	0
9/19 vs. Pit.	17	9	8	0-0	0	0	0-0	0
9/26 @ Cin.	12	7	5	0-0	0	1	0-0	0
10/4 vs. KC	13	6	7	0-0	0	0	0-0	0
10/10 @ Was.	11	6	5	0-0	0	0	0-0	0
10/24 vs. Buf.	16	10	6	0-0	0	0	0-0	1
10/31 @ Phi.	15	8	7	0-0	0	0	0-0	0
11/7 vs. Cle.	12	8	4	0-0	0	0	0-0	1
11/14 @ NYJ	16	10	6	0-0	0	0	0-0	0
11/21 vs. Dal.	16	10	6	0-0	0	0	0-0	0
11/28 @ NE	12	8	4	0-0	0	0	0-0	0
12/5 vs. Cin.	10	5	5	0-0	0	0	0-0	0
12/12 vs. NYG	9	5	4	0-0	0	1	0-0	1
12/19 @ Ind.	10	7	3	0-0	1	0	0-0	1
12/26 @ Pit.	16	10	6	0-0	0	0	0-0	0
1/2/05 vs. Mia.	INACTIVE - WRIST							
Totals	200	122	78	0-0	1	2	1-9	3

RAY LEWIS

RAY LEWIS 52

2003

Game-by-Game Tackles

Ravens

Date/Opp.	TT	Solo	AS	INT	FF	FR	Sacks	PD
9/7 @ Pit.	14	9	5	0-0	0	0	0-0	2
9/14 vs. Cle.	14	11	3	0-0	0	1	0-0	2
9/21 @ SD	18	9	9	0-0	0	0	0-0	0
9/28 vs. KC	19	12	7	0-0	0	0	0-0	0
10/12 @ Ari.	14	10	4	0-0	0	0	0-0	0
10/19 @ Cin.	9	7	2	0-0	0	0	0-0	0
10/26 vs. Den.	14	10	4	1-37	0	0	0-0	2
11/2 vs. Jax.	12	12	0	1-0	1	0	0-0	0
11/9 @ STL	9	5	4	1-18	0	0	0.5-3	3
11/16 @ Mia.	16	13	3	0-0	0	0	0-0	0
11/23 vs. Sea.	14	10	4	0-0	1	1	0-0	1
11/30 vs. SF	19	16	3	1-29†	0	0	0-0	0
12/7 vs. Cin.	14	10	4	1-1	0	0	0-0	1
12/14 @ Oak.	12	10	2	0-0	0	0	0-0	1
12/21 @ Cle.	12	7	5	0-0	0	0	1-6	0
12/28 vs. Pit.	15	9	6	1-14	0	0	0-0	1
Totals	225	160	65	6-99	2	2	1.5-11	13

Playoffs

1/3/04 vs. Ten.	18	12	6	0-0	0	0	0-0	0
Totals	18	12	6	0-0	0	0	0-0	0

2001

Game-by-Game Tackles

Ravens

Date/Opp.	TT	Solo	AS	INT	FF	FR	Sacks	PD
9/9 vs. Chi.	9	6	3	1-21	0	0	0-0	0
9/23 @ Cin.	10	7	3	0-0	0	0	0-0	0
9/30 @ Den.	16	10	6	0-0	0	0	1-3	0
10/7 vs. Ten.	11	7	4	0-0	0	0	.5-3	0
10/14 @ GB	9	4	5	0-0	0	0	0-0	0
10/21 @ Cle.	9	5	4	0-0	0	0	0-0	0
10/28 vs. Jax.	9	7	2	0-0	0	0	0-0	0
11/4 @ Pit.	13	11	2	0-0	0	0	0-0	2
11/12 @ Ten.	15	13	2	0-0	1	0	0-0	0
11/18 vs. Cle.	14	9	5	0-0	0	0	0-0	2
11/25 @ Jax.	11	8	3	0-0	0	0	0-0	2
12/2 vs. Ind.	19	13	6	0-0	0	1	1-15	0
12/16 vs. Pit.	16	11	5	0-0	0	0	1-5	3
12/23 vs. Cin.	12	8	4	2-94	0	0	0-0	0
12/29 @ TB	14	7	7	0-0	0	0	0-0	1
1/7/02 vs. Min.	9	4	5	0-0	0	0	0-0	0
Totals	196	130	66	3-115	1	1	1.3-26	10

Playoffs

1/13/02 @ Mia.	7	4	3	0-0	0	0	0-0	0
1/20/02 @ Pit.	10	6	4	0-0	2	0	0-0	0
Totals	17	10	7	0-0	2	0	0-0	0

1999

Game-by-Game Tackles

Ravens

Date/Opp.	TT	Solo	AS	INT	FF	FR	Sacks	PD
9/12 @ STL	15	13	2	1-60	0	0	1-8	1
9/19 vs. Pit.	13	10	3	0-0	0	0	0-0	0
9/26 vs. Cle.	16	9	7	0-0	0	0	1-9	0
10/3 @ Atl.	12	10	2	0-0	0	0	0-0	0
10/10 @ Ten.	19	13	6	0-0	0	0	0-0	0
10/21 vs. KC	11	8	3	0-0	0	0	0-0	0
10/31 vs. Buf.	16	13	3	0-0	0	0	1-2	1
11/7 @ Cle.	9	2	7	0-0	0	0	0-0	0
11/14 @ Jax.	16	10	6	1-18	0	0	0-0	0
11/21 @ Cin.	9	5	4	0-0	1	0	0-0	1
11/28 vs. Jax.	6	5	1	0-0	0	0	0-0	1
12/5 vs. Ten.	15	9	6	0-0	0	0	.5-1.5	1
12/12 @ Pit.	11	7	4	0-0	0	0	0-0	1
12/19 vs. NO	11	7	4	1-19	0	0	0-0	1
12/26 vs. Cin.	11	7	4	0-0	0	0	0-0	1
1/2/00 @ NE	8	3	5	0-0	0	0	0-0	0
Totals	198	131	67	3-97	1	0	0.3-20.5	8

2002

Game-by-Game Tackles

Ravens

Date/Opp.	TT	Solo	AS	INT	FF	FR	Sacks	PD
9/8 @ Car.	17	11	6	0	0	0	0-0	0
9/15 vs. TB	19	13	6	0	0	0	0-0	0
9/30 vs. Den.	20	12	8	1-4	0	0	0-0	2
10/6 @ Cle.	11	8	3	1-0	1	1	0-0	0
10/13 @ Ind.				INACTIVE-SHOULDER				
10/20 vs. Jax.				INACTIVE-SHOULDER				
10/27 vs. Pit.				INACTIVE-SHOULDER				
11/3 @ Atl.				INACTIVE-SHOULDER				
11/10 vs. Cin.				INACTIVE-SHOULDER				
11/17 @ Mia.	18	13	5	0	0	0	0-0	0
11/24 vs. Ten.				INACTIVE-SHOULDER				
12/1 @ Cin.				INJURED RESERVE				
12/8 vs. NO				INJURED RESERVE				
12/15 @ Hou.				INJURED RESERVE				
12/22 vs. Cle.				INJURED RESERVE				
12/29 @ Pit.				INJURED RESERVE				
Totals	85	57	28	2-4	1	1	0-0	2

2000

Game-by-Game Tackles

Ravens

Date/Opp.	TT	Solo	AS	INT	FF	FR	Sacks	PD
9/3 @ Pit.	7	4	3	0-0	0	0	0-0	0
9/10 vs. Jax.	14	11	3	0-0	0	0	0-0	0
9/17 @ Mia.	13	7	6	0-0	0	0	0-0	0
9/24 vs. Cin.	5	2	3	0-0	0	0	0-0	0
10/1 @ Cle.	10	6	4	1-1	0	0	0-0	0
10/8 @ Jax.	16	9	7	0-0	0	1	0-0	0
10/15 @ Was.	20	13	7	0-0	0	0	0-0	0
10/22 vs. Ten.	9	4	5	0-0	0	0	0-0	0
10/29 vs. Pit.	16	11	5	0-0	0	0	1-8	1
11/5 @ Cin.	9	4	5	0-0	0	0	0-0	1
11/12 @ Ten.	9	6	3	0-0	0	0	0-0	1
11/19 vs. Dal.	8	6	2	1-0	0	0	0-0	0
11/26 vs. Cle.	10	6	4	0-0	0	0	2-25	0
12/10 vs. SD	14	10	4	0-0	0	0	0-0	0
12/17 @ Ari.	15	14	1	0-0	0	1	0-0	1
12/24 vs. NYJ	12	7	5	0-0	0	1	0-0	3
Totals	187	120	67	2-1	0	3	3-33	7

Playoffs

12/31 vs. Den.	12	8	4	1-4	0	0	0-0	2
1/7/01 @ Ten.	12	9	3	1-50†	0	0	0-0	0
1/14/01 @ Oak.	9	6	3	0-0	0	1	0-0	1
1/28/01 @ NYG	11	5	6	0-0	0	0	0-0	4
Totals	44	28	16	2-54	0	1	0-0	7

1998

Game-by-Game Tackles

Ravens

Date/Opp.	TT	Solo	AS	INT	FF	FR	Sacks	PD
9/6 vs. Pit.	11	9	2	0-0	0	0	1-1	0
9/13 @ NYJ	11	9	2	0-0	0	0	0-0	0
9/20 @ Jax.	3	2	1	0-0	1	0	0-0	0
9/27 vs. Cin.				INACTIVE-ELBOW				
10/11 vs. Ten.				INACTIVE-ELBOW				
10/18 @ Pit.	9	6	3	0-0	0	0	0-0	0
10/25 @ GB	8	8	0	0-0	0	0	0-0	0
11/1 vs. Jax.	7	3	4	0-0	0	0	0-0	2
11/8 vs. Oak.	15	11	4	0-0	0	0	1-4	3
11/15 @ SD	15	12	3	0-0	0	0	0-0	2
11/22 @ Cin.	8	5	3	2-25	0	0	0-0	2
11/29 vs. Ind.	10	10	0	0-0	0	0	0-0	0
12/6 @ Ten.	14	8	6	0-0	0	0	1-9	0
12/13 vs. Min.	17	17	0	0-0	0	0	0-0	0
12/20 @ Chi.	11	7	4	0-0	0	0	0-0	0
12/27 vs. Det.	15	12	3	0-0	0	0	0-0	1
Totals	154	119	35	2-25	1	0	3-14	10

RAY LEWIS

RAY LEWIS 52

1997

Game-by-Game Tackles

Ravens

Date/Opp.	TT	Solo	AS	INT	FF	FR	Sacks	PD
8/31 vs. Jax.	13	12	1	0-0	0	0	0-0	0
9/7 vs. Cin.	8	7	1	0-0	0	0	1-7	1
9/14 @ NYG	25	18	7	0-0	0	0	0-0	2
9/21 @ Ten.	8	6	2	0-0	0	0	0-0	0
9/28 @ SD	11	8	3	0-0	0	0	0-0	0
10/5 vs. Pit.	10	7	3	0-0	0	0	0-0	0
10/19 vs. Mia.	14	12	2	0-0	1	0	0-0	2
10/26 @ Was.	17	13	4	1-18	0	0	1-4	1
11/2 vs. NYJ	16	10	6	0-0	0	0	0-0	0
11/9 @ Pit.	18	15	3	0-0	0	0	1-7	0
11/16 vs. Phi.	11	10	1	0-0	0	0	0-0	0
11/23 vs. Ari.	14	11	3	0-0	0	0	0-0	0
11/30 @ Jax.	12	11	1	0-0	0	0	0-0	0
12/7 vs. Sea.	6	6	0	0-0	0	0	0-0	1
12/14 vs. Ten.	22	15	7	0-0	0	0	1-8	2
12/21 @ Cin	5	2	3	0-0	0	0	0-0	0
Totals	210	163	47	1-18	1	0	4-27	9

1996

Game-by-Game Tackles

Ravens

Date/Opp.	TT	Solo	AS	INT	FF	FR	Sacks	PD
9/1 vs. Oak.	9	5	4	1-0	0	0	0-0	2
9/8 @ Pit.	13	10	3	0-0	0	0	0-0	0
9/15 @ Hou.	7	5	2	0-0	0	0	0-0	0
9/29 vs. NO	10	5	5	0-0	0	0	0-0	0
10/6 vs. NE	6	6	0	0-0	0	0	0-0	0
10/13 @ Ind.	12	11	1	0-0	0	0	1-7	0
10/20 @ Den.	10	4	6	0-0	0	0	0-0	0
10/27 vs. STL	16	15	1	0-0	0	0	0-0	0
11/3 vs. Cin.	9	6	3	0-0	0	0	0-0	2
11/10 @ Jax.	4	4	0	0-0	0	0	0-0	1
11/17 @ SF	INACTIVE - ANKLE							
11/24 vs. Jax.	5	5	0	0-0	0	0	0-0	0
12/1 vs. Pit.	8	7	1	0-0	0	0	0-0	0
12/8 @ Cin.	10	9	1	0-0	0	0	.5-1.5	1
12/15 @ Car.	INACTIVE - HIP							
12/22 vs. Hou.	13	8	5	0-0	0	0	0-0	0
Totals	142	104	38	1-0	0	0	2.5-8.5	6

REGULAR SEASON

Year	TT	Solo	AS	INTs	TDs	FF	FR	TDs	Sacks	PD
1996	*142	*104	38	1-0	0	0	0	0	2.5-8.5	6
1997	**210	**163	47	1-18	0	1	0	0	4-27	9
1998	*154	*119	35	2-25	0	1	0	0	3-14	10
1999	**198	**131	67	3-97	0	1	0	0	3.5-20.5	8
2000	*187	*120	67	2-1	0	0	3	0	3-33	7
2001	**196	**130	66	3-115	0	1	1	0	3.5-26	10
2002	85	57	28	2-4	0	1	1	0	0.0-0	2
2003	#**225	**160	65	6-99	1	2	2	0	1.5-11	13
2004	**200	**122	78	0-0	0	1	2	0	1-9	3
2005	77	47	30	1-0	0	1	0	0	1-1	3
Totals	1,674	1,153	521	21-359	1	8	10	0	23-150	71

CAREER SINGLE-GAME HIGHS (regular season)

Total Tackles:

25 (9/14/97 at NYG)

Sacks:

2 (11/26/00 vs. vs. Cle.)

Forced Fumbles:

1 8 times (Last: 12/19/04 at Ind.)

Passes Defensed:

3 4 times (last: 11/9/03 at St. Louis)

Solo Tackles:

18 (9/14/97 at NYG)

INTs:

2 2 times (last: 12/23/01 vs. Cin.)

Fumble Recoveries:


1 10 times (last: 10/16/05 vs. Cle.)

POSTSEASON

Year	TT	Solo	AS	INTs	TDs	FR	FF	TDs	Sacks	PD
2000	**44	**28	16	2-54	1	1	0	1	0-0	7
2001	17	10	7	0-0	0	0	2	0	0-0	0
2003	*18	*12	6	0-0	0	0	0	0	0-0	0
Totals	79	50	29	2-54	1	1	2	1	0-0	7

Franchise Record *Team leader **NFL leader

RAY LEWIS



85 DERRICK MASON
WIDE RECEIVER

YEARS IN NFL: 10
HT: 5-10 WT: 192
COLLEGE: MICHIGAN STATE
HS: Mumford (Detroit, MI)
BORN: 1/17/74, Detroit, MI
JOINED RAVENS: Free Agent, 2005
PRO BOWLS (2): 2000, 2003

GAMES PLAYED/STARTED: (1997, 16/2); (1998, 16/0); (1999, 13/0); (2000, 16/12); (2001, 15/15); (2002, 14/14); (2003, 16/16); (2004, 16/16); (2005, 16/16) **Total 138/91**

Playoffs (1999, 4/0); (2000, 1/1); (2002, 2/2); (2003, 2/2) **Total 9/5**

TRANSACTIONS: Signed with the Ravens as an unrestricted free agent on 3/7/05...Originally drafted by the Tennessee Oilers in the 4th round (98th overall) of the 1997 draft.

PRO: Two-time Pro Bowl performer (2000 and 2003)...A supreme technician, Mason is the 3rd-leading WR in receptions (277) in the NFL over the last 3 years (Torry Holt – 313, Chad Johnson – 282)...Set a **Ravens' single-season franchise record with 86 receptions** for 1,073 yards and 3 TDs in 2005 (3rd in the AFC and 7th in the NFL)...Mason also **led the NFL with 30 receptions for 349 yards and 2 TDs on 3rd down**...Has missed just 6 games in his NFL career, including none in the last 3 seasons...Mason is the 4th-leading receiver in Tennessee Titans history (453 receptions) set **career highs** in receptions for 2 consecutive years (95 in 2003 and 96 in 2004)...With his 11,202 career all-purpose yards, only Eddie George has more combined yards in Titans history than Mason...In 2004, Mason led all NFL WRs, and was 2nd in the league (Tony Gonzalez – 102) with a **career-high 96 receptions** for 1,168 yards and 7 TDs...His 96 receptions in 2004 are the 3rd-most in Titans history...In 2003, Mason was named to his 2nd Pro Bowl after setting a then-career high with 95 receptions for a career-best 1,303 yards while scoring 8 TDs...The 95 receptions rank as the 4th-highest single-season total in club history, and Mason's yardage total finished 4th all-time...With 1,128 yards in 2001, 1,012 yards in 2002, 1,303 yards in 2003 and 1,168 in 2004, Mason became the 1st receiver in Tennessee history to post 4 consecutive seasons with at least 1,000 yards (no other Titans player has done it more than twice)...After tallying 73, 79 and 95 catches in 2001-03, Mason became just the 2nd player in Titans franchise history to record 70 or more receptions in 3 consecutive seasons, joining Haywood Jeffires...As a returner, Mason was 1 of the franchise's best: 1st in regular season Titans' annals in punt returns (182), 2nd in punt return yards (1,590), 2nd in kickoff returns (156) and 2nd in kickoff return yards (3,496)...Mason's double-duty as a receiver and returner resulted in 1 of the most remarkable seasons in NFL history...**In 2000, his 895 receiving yards, 662 punt return yards, 1,132 kickoff return yards and 1 rushing yard resulted in an NFL single-season record of 2,690 combined net yards, which topped the old mark of 2,535 by San Diego's Lionel James in 1985**...His 51 punt returns for 662 yards set Titans' records and helped him earn his 1st Pro Bowl appearance as a return specialist...He followed with a 2,004-yard performance in 2001 to become the 1st player in Tennessee history and 9th NFL player since 1990 to record back-to-back seasons with more than 2,000 combined net yards.

2005: (with Baltimore) Started all 16 games in his 1st year with the Ravens, finishing the season 3rd in the AFC and tied for 7th in the NFL while setting a new **Ravens' franchise season record with 86 receptions** – former record was 76 by Michael Jackson in 1996...Mason also became just the 4th player in Ravens history to post a 1,000-yard receiving season, with 1,073 yards (3rd-highest total in franchise history), marking the 1st 1,000-yard receiver since Qadry Ismail produced 1,059 in 2001...Mason also **led the NFL with 30 receptions for 349 yards (11.6 avg.) and 2 TDs on 3rd down**...**2005 SEASON HIGHLIGHTS:** Earned a game ball when he led the team with a **season-high 9 receptions for a season-high 103 yards** and 1 TD in **game 15 vs. Min. (12/25)**...Seven of



In Dec. 2005, Derrick partnered with CB Samari Rolle to host the inaugural Holiday Helpers event at the Pikesville Target. In conjunction with their foundations, the players donated \$10,000 and provided 100 needy children with \$100 gift certificates to Target.

2005: (with Baltimore) Started all 16 games in his 1st year with the Ravens, finishing the season 3rd in the AFC and tied for 7th in the NFL while setting a new **Ravens' franchise season record with 86 receptions** – former record was 76 by Michael Jackson in 1996...Mason also became just the 4th player in Ravens history to post a 1,000-yard receiving season, with 1,073 yards (3rd-highest total in franchise history), marking the 1st 1,000-yard receiver since Qadry Ismail produced 1,059 in 2001...Mason also **led the NFL with 30 receptions for 349 yards (11.6 avg.) and 2 TDs on 3rd down**...**2005 SEASON HIGHLIGHTS:** Earned a game ball when he led the team with a **season-high 9 receptions for a season-high 103 yards** and 1 TD in **game 15 vs. Min. (12/25)**...Seven of

DERRICK MASON 85

Mason's receptions were good for 1st downs against the Vikings...Pulled in 5 receptions for 97 yards (19.4 avg.), including receptions of 22, 27 and 34 in the 48-3 victory in **game 14 vs. GB (12/19)**...Led the team with 5 receptions for 60 yards (2 good for 1st downs) in **game 8 vs. Cin. (11/6)**...With his 3rd reception (in the 3rd quarter), Mason *pulled in his 500th-career reception*...Led the Ravens with 8 receptions for 85 yards (10.6 yards per catch, with 4 good for 1st downs) in **game 5 vs. Cle. (10/16)**...With his 8 receptions against the Browns, Mason grabbed his 35th reception of the season, tying the Ravens' leading receiver in 2004 (WR Kevin Johnson)...Started his 1st game as a Raven and tied for the team lead (TE Daniel Wilcox) with 8 receptions for 88 yards (12.4 avg.) in **game 1 vs. Ind. (9/11)**...Six of Mason's 8 receptions were good for 1st downs en route to producing the best 1st game by a Ravens' WR in team history.

2004: (with Tennessee) Started all 16 games for the 2nd consecutive year...Led all NFL WRs (2nd in the NFL – Tony Gonzalez, 102) with a *career-high 96 receptions*...Also led the Titans in receiving for the 4th-consecutive season...In 16 starts, he ranked 2nd in the NFL with 96 receptions for 1,168 yards (12.2 avg.) and 7 TDs, including 2 100-yard performances...His 96 receptions eclipsed his 2003 total of 95 receptions for the 3rd-best single-season total in Titans history...**2004 SEASON HIGHLIGHTS:** Started at WR and recorded 9 receptions for 121 yards (long of 32) and 1 TD in **game 14 at Oak. (12/19)**...Scored on 3-yard pass from Billy Volek in 4th quarter...Also recorded 32-yard reception in 2nd quarter to set up Ben Troupe's 7-yard score on the next play...Game was 13th of career with 100 or more receiving yards...Became the 1st player in Titans history to surpass 1,000 receiving yards in 4 consecutive seasons...Started and led team with 7 receptions for 91 yards and 1 TD in **game 9 vs. Chi. (11/14)**...Caught a 29-yard TD pass from Volek to provide 7-0 lead in the first quarter...Also returned 3 punts 9 yards (long of 13)...Started and *led a career high with team-high 12 receptions* for 94 yards and 1 TD in **game 4 at SD (10/3)**...Scored on 4-yard pass from Volek in 2nd quarter to tie game at 7-7...Started at WR and led team with 8 receptions for 104 yards (long of 33) in **game 2 vs. Ind. (9/19)**...Game was 12th of career with 100 or more receiving yards.

2003: (with Tennessee) *Selected to his 2nd Pro Bowl* after trying for 2nd in the AFC (5th in the NFL) with 95 receptions, which set a then-career high...His 1,303 receiving yards were 2nd in the conference (5th in NFL)...Started every game and led club in receptions in 10 contests...Became the 1st player in franchise history to post 1,000 yards in 3 consecutive seasons and 2nd player in team history (Haywood Jeffries, 1990-92) to record 70 or more receptions in 3 consecutive seasons...Scored 8 TDs, the 2nd-highest total of his career...Led all AFC receivers (3rd in the NFL) with 69 1st downs and also led conference (2nd in the NFL) with 35 receptions on 3rd down...In 2 playoff contests, totaled 10 receptions for 118 yards and 1 TD and averaged 11.7 yards on 6 PRs...Became the 1st WR in franchise history to post 10 or more receptions in consecutive games after 10-catch outputs against Oak. (9/7) and at Ind. (9/14)...**2003 SEASON HIGHLIGHTS:** Led the team with 7 receptions for 90 yards and 1 TD in the **AFC Divisional Playoff game at NE (1/10/04)**...Set a career high with 302 all-purpose yards in **game 14 vs. Buf. (12/14)**, including 9 receptions for 137 yards, 5 PRs for 59 yards and 5 KORs for 106 yards...Tied Billy "White Shoes" Johnson for most PRs in franchise history (155)...Led the team with a season-high 11 receptions for 133 yards and 1 TD on Monday Night Football in **game 12 at NYJ (12/1)**...Surpassed Earl Campbell (9,292 yards) for 2nd place on the team's all-time combined yardage list...The game was the 5th of his career with 10 or more receptions and 10th with 100 or more yards...Set a career high with 3 TDs on 6 receptions in **game 6 vs. Hou. (10/12)**...Set season high with 177 yards, the 2nd-highest total of career...With his scores, he became the 1st player in team history since Haywood Jeffries (11/14/93) to score 3 receiving TDs in a game.

2002: (with Tennessee) Started 14 games, missing 2 due to a shoulder injury...Led team in receptions (79), receiving yards (1,012), TD receptions (5) and 100-yard games (3) for 2nd-consecutive season and became the 5th WR in franchise history to record consecutive 1,000-yard seasons...**2002 SEASON HIGHLIGHTS:** Set a season and *led a career high with 12 receptions* for 116 yards and 1 TD to help Titans win a thrilling overtime 32-29 victory in **game 12 at NY Giants (12/1)**...Eight of his 12 catches resulted in 1st downs in the contest...Had 7 receptions for 98 yards and 2 TDs in **game 7 at Cin. (10/27)**...Recorded his 2nd-consecutive 100-yard receiving game in **game 2 at Dal. (9/15)**...Pulled in a team-high 7 receptions for 109 yards in the **season opener vs. Phi. (9/8)**.

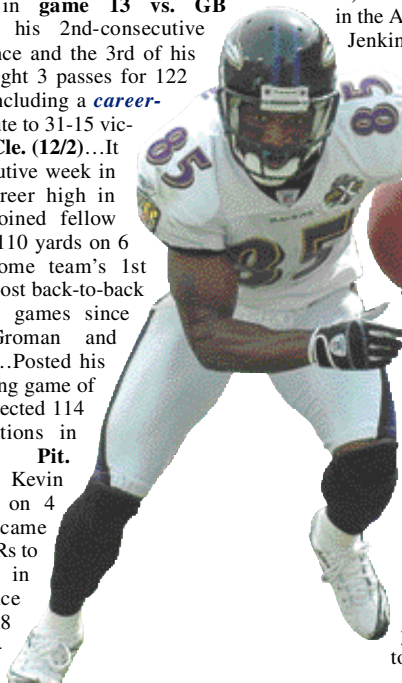
2001: (with Tennessee) Started and played in 15 games, missing game vs. TB (10/14) due to left

DERRICK MASON 85

ankle injury...Saw limited action at Jax. (9/23) and at Bal. (10/7) due to ankle and right shoulder injuries, but still managed to lead the team in every receiving category with then-career highs in receptions (73) and receiving yards (1,128)...His **9 TDs in 2001 stand as his career high...Became 1st player in Titans history to record 2,000 all-purpose yards in consecutive seasons (2,004 in 2001; 2,690 in 2000) and 2 2,000 all-purpose-yard seasons in a career...**Became the 1st WR to lead the team in receptions since 1995 (Haywood Jeffires, 61)...Recorded a career-high 4 100-yard receiving games, including a career-high and team season-high 186 yards, which ranked 9th on team's all-time list...Led the team in receptions in 5 games and tied for team lead (RB Eddie George and TE Frank Wycheck) in 1 other...**2001 SEASON HIGHLIGHTS:** Eclipsed 1,000-yard mark for the 1st time in his career and 1st time for the franchise since 1991 (WR Haywood Jeffires) when he set a career-mark with 186 receiving yards and 2 TDs on team-high 9 receptions in the **season finale vs. Cin. (1/6/02)**...His 186-yard performance ranked 9th in franchise history for receiving yards in regular season game...Led the team in receptions for the 2nd consecutive week, catching 8 passes for team-high 107 yards in **game 13 vs. GB (12/16)**...Recorded his 2nd-consecutive 100-yard performance and the 3rd of his career when he caught 3 passes for 122 yards and 2 TDs, including a **career-long 71 yards** en route to 31-15 victory in **game 11 at Cle. (12/2)**...It was the 2nd-consecutive week in which he set a career high in receiving yards...Joined fellow WR Kevin Dyson (110 yards on 6 receptions) to become team's 1st receiver tandem to post back-to-back 100-yard receiving games since 1961 (Charlie Groman and Charles Hennigan)...Posted his 1st 100-yard receiving game of season when he collected 114 yards on 7 receptions in **game 10 vs. Pit. (11/25)**...With Kevin Dyson (112 yards on 4 receptions), became team's 1st pair of WRs to record 100 yards in same game since Ernest Givens (118 yards on 5 recep-

tions) and Drew Hill (100 yards on 5 receptions) accomplished same feat vs. Phx. (11/20/88)...Returned opening KO 101 yards to give team 7-0 lead en route to 20-7 victory in **game 9 at Cin. (11/18)**...It marked his 1st KOR for a TD in regular season of his career and 3rd-longest in team history...It was team's 1st KOR for a TD since Lorenzo White vs. Pit. (12/4/88) and marked longest KOR since Bob Gresham returned a KO 103 yards on game's opening kickoff at Cin. (9/23/73)...Mason also led squad in receiving yards (62) and tied for team-lead in receptions (4)...Accounted for 209 all-purpose yards in game.

2000: (with Tennessee) Earned his 1st trip to the Pro Bowl as KR after receiving unanimous selection...Named to numerous **All-Pro** teams, including *AP*, *Dr. Z of Sports Illustrated*, *Pro Football Weekly* and *College & Pro Football Newsweekly*...Set an NFL single-season record with 2,690 all-purpose yards (895 receiving yards, 662 PR yards, 1,132 KO yards, 1 rushing yard) in a single season, bettering the old mark of 2,535 all purpose yards (Lionel James, San Diego, 1985)...Became only the 2nd player in Titans history to eclipse 2,000 all purpose yards in single season (Billy Cannon, 2,043, 1961)...Led the NFL in PR yards (662), 1st in the AFC and 2nd in the NFL (MarTay Jenkins, Ari., 27.7) in average KOR yards (27.0) and 3rd in the AFC in KOR yards (1,132 yards)...Led the team in receptions in 6 games and receiving yards in 7 game...**2000 SEASON HIGHLIGHTS:** Started at WR and caught 7 passes for 88 yards, returned 4 KOs for 55 yards and 2 punts for 5 yards in the 24-10 loss to Bal. in the **AFC Divisional Playoff Game (1/7/01)**...Established a new club record for all-purpose yards in a season on 23-yard reception in 2nd quarter in **game 12 at Jax. (11/26)**, which put his season total at 2,044, breaking a team record set in 1961...Finished game with 2 receptions for 33 yards, 61 KOR yards on 4 returns and 46 PR yards on 2 returns in 16-13 loss to the Jaguars...Started on



DERRICK MASON 85

Monday Night Football in **game 8 at Was. (10/30)**, and recorded a new *career high with a 69-yard PR* for a TD in the 2nd quarter...The TD on PR was his 1st of career...Averaged 26.3 yards on KORs in the 27-21 win over the Redskins...Was named AFC Special Teams Player of the Month for Oct...Enjoyed 1 of his finest games as a pro in 23-20 win in **game 3 at Pit. (9/24)**, posting a team-high 5 receptions for 71 yards, totaling 102 KOR yards on 4 returns, including a long of 46 yards, and 70 PR yards on 5 returns for a total of 246 all-purpose yards.

1999: (with Tennessee) Saw action in 13 games and all 4 playoff games, establishing himself as a clutch KO and punt returner during the postseason...Handled KO and PR duties during the season, returning 41 KOs for 19.6-yard average and 26 punts for 8.7-yard average and 1 TD...**1999 SEASON HIGHLIGHTS:** Had 5 KORs for 122 yards, including a 35-yard return, in **Super Bowl XXXIV vs. STL (1/30/00)**...Set an AFC Championship Game record with 174 KOR yards in the **AFC Championship Game at Jax. (1/23/00)**...Selected *NFL Special Teams Player of the Week* for the championship weekend...Returned a free kick after a safety 80 yards for a TD in the win over the Jaguars...Broke the game wide open with a 65-yard PR for a TD in the 3rd quarter in **game 11 at Cle. (11/28)**, earning *AFC Special Teams Player* of the Week honors.

1998: (with Tennessee Oilers) Saw action in all 16 games, recording 25 catches for 333 yards and 3 TDs...Also returned 31 punts for 228 yards, averaging 7.4 yards per return...**1998 SEASON HIGHLIGHTS:** Hauled in 3 passes for 75 yards in the **season finale against Min. (12/26)**, including then-career-best 47-yarder...Snagged 4 passes for 53 yards and 2 TDs in **game 15 at GB (12/20)**, including a 25-yard TD pass in the second quarter and a 3-yarder with 53 seconds left...Caught 2 passes for 28 yards in **game 7 vs. Chicago (10/25)**, including his *1st-career TD* grab on a 13-yarder from Steve McNair.

1997: (with Tennessee Oilers) Played in 16 games as a rookie, including 2 starts...Recorded 14 catches for 186 yards and led the team in KORs, averaging 21.2 yards (26 for 551 yards) and averaged 7.3 yards per PR (13 for 95 yards)...**1997 SEASON HIGHLIGHTS:** Led the team with 3 receptions for 47 yards in the **season finale vs. Pit. (12/21)**...Had a season-long 54-yard KOR in **game 3 vs. Bal. (9/21)**...Recorded his *1st-career reception*, an 11-yarder in the **season opener vs. Oak. (8/31)**.

COLLEGE, PERSONAL: Finished his 4-year career at Michigan State as the team and Big Ten Conference career-record holder for KOR yards with 2,384 (99 returns, 24.1 avg., 2 TDs), adding 191 yards and 1 score on 7 returns in pair of bowl games...Also set school record with 620 yards on PRs (61 for 10.2 avg., 2 TDs), which included 4 returns for 45 yards in bowl action...Ranked 2nd in Spartan annals with 5,114 all-purpose yards, topped only by RB Lorenzo White (5,152, 1984-87), 4th on the school's all-time reception list (120) and 6th in yards (1,914), including bowl totals...Caught 8 career TD receptions...Started 10 games (including Sun Bowl) as a senior, leading team with 53 receptions for 865 yards (16.3 avg.) and pair of scores...Only Charles Rodgers (68 in 2001), Plaxico Burress (66 in 1999; 65 in 2000), Courtney Hawkins (60 in 1989) and Andre Rison (54 in 1986) had more catches in a season for MSU...Majored in communications...Earned 1st-team All-Public School League, All-State and Blue Chip list honors from *Detroit News* as senior at Mumford (MI) HS, where he set a school record for both catches (70) and receiving yards (1,243)...Also chosen to play in Michigan HS All-Star game that season...Would like to get into sports broadcasting after playing career...Mason served as the Titans' player representative to the NFLPA in 2003...He was responsible for communicating his teammates' concerns to the players' union and instructing his peers on union and league matters...In 2003, Mason began hosting "The Derrick Mason Show" weekly on a Nashville radio station...Among his most cherished items in his sports memorabilia collection is a pair of Muhammad Ali boxing gloves, which he purchased at an auction for his son, Derrick II..."Receiving on the Field. Giving in the Community" serves as the slogan for *The Derrick Mason Foundation*, which was launched to help at-risk children and battered women in the greater Nashville area...Mason holds an annual golf tournament during the offseason as well as other events to raise money for the foundation...His wife, Marci, who is also interested in broadcasting, acts as the organization's vice president...During every game week, Mason selects Bible verses and writes them on his game shoes for inspiration...Mason helped raise money in 2003 for youth football leagues around middle Tennessee and southern Kentucky in his role as honorary spokesperson for the Gaylord Hotels Music City Bowl presented by Bridgestone Youth Football League...In July 2005,

DERRICK MASON 85

2005

Game-by-Game

Titans

Receiving

Date/Opp.	Rec.	Yds	Avg.	LG	TDs	Rushing No.	Yds	Avg.	LG	TDs
9/11 vs. Ind.	8	99	12.4	25	0	0	0	0.0	0	0
9/18 @ Ten.	8	60	7.5	12	1	0	0	0.0	0	0
10/2 vs. NYJ	5	54	10.8	32	0	0	0	0.0	0	0
10/9 @ Det.	6	65	10.8	21	0	0	0	0.0	0	0
10/16 vs. Cle.	8	85	10.6	23	0	0	0	0.0	0	0
10/23 @ Chi.	2	38	19.0	20	0	0	0	0.0	0	0
10/31 @ Pit.	7	91	13.0	31	0	0	0	0.0	0	0
11/6 vs. Cin.	5	60	12.0	24	0	0	0	0.0	0	0
11/13 @ Jax.	4	63	15.8	35	0	0	0	0.0	0	0
11/20 vs. Pit.	4	42	10.5	17	0	0	0	0.0	0	0
11/27 @ Cin.	3	58	19.3	28	1	0	0	0.0	0	0
12/4 vs. Hou.	3	32	10.7	20	0	0	0	0.0	0	0
12/11 @ Den.	6	53	8.8	20	0	0	0	0.0	0	0
12/19 vs. GB	5	97	19.4	34	0	0	0	0.0	0	0
12/25 vs. Min.	9	103	11.4	39	1	0	0	0.0	0	0
1/1/06 @ Cle.	3	73	24.3	31	0	0	0	0.0	0	0
Totals	861	1073	12.5	39	3	0	0	0.0	0	0

2003

Game-by-Game

Titans

Receiving

Date/Opp.	Rec.	Yds	Avg.	LG	TDs	Rushing No.	Yds	Avg.	LG	TDs
9/7 vs. Oak.	10	99	9.9	19	1	0	0	0.0	0	0
9/14 @ Ind.	10	98	9.8	18	0	0	0	0.0	0	0
9/21 vs. NO	4	47	11.8	17	0	0	0	0.0	0	0
9/28 @ Pit.	1	4	4.0	4	0	0	0	0.0	0	0
10/5 @ NE	8	99	12.4	24	0	0	0	0.0	0	0
10/12 vs. Hou.	6	177	29.5	50	3	0	0	0.0	0	0
10/19 @ Car.	2	39	19.5	20	0	0	0	0.0	0	0
10/26 @ Jax.	3	29	9.7	12	0	0	0	0.0	0	0
11/9 vs. Mia.	6	98	16.3	46	0	0	0	0.0	0	0
11/16 vs. Jax.	5	98	19.6	33	0	0	0	0.0	0	0
11/23 @ Atl.	4	47	11.8	16	0	0	0	0.0	0	0
12/1 @ NYJ	11	133	12.1	22	1	0	0	0.0	0	0
12/7 vs. Ind.	6	64	10.7	16	1	0	0	0.0	0	0
12/14 vs. Buf.	9	137	15.2	37	0	0	0	0.0	0	0
12/21 @ Hou.	4	44	11.0	19	0	0	0	0.0	0	0
12/28 vs. TB	6	90	15.0	34	2	0	0	0.0	0	0
Totals	95	1,303	13.7	50	8	0	0	0.0	0	0

Playoffs

1/3/04 @ Bal.	3	28	9.3	13	0	0	0	0.0	0	0
1/10/04 @ NE7	90	12.9	29	1	0	0	0.0	0	0	0
Totals	10	118	11.8	29	1	0	0	0.0	0	0

2001

Game-by-Game

Titans

Receiving

Date/Opp.	Rec.	Yds	Avg.	LG	TDs	Rushing No.	Yds	Avg.	LG	TDs
9/9 vs. Mia.	2	62	31.0	33	1	0	0	0.0	0	0
9/23 @ Jax.	1	4	4.0	4	0	0	0	0.0	0	0
10/7 @ Bal.	0	0	0.0	0	0	0	0	0.0	0	0
10/14 vs. TB	INACTIVE - ANKLE									
10/21 @ Det.	3	47	15.7	21	0	0	0	0.0	0	0
10/29 @ Pit.	2	56	28.0	44	0	0	0	0.0	0	0
11/4 vs. Jax.	6	35	5.8	14	1	0	0	0.0	0	0
11/12 vs. Bal.	12	99	8.3	16	0	0	0	0.0	0	0
11/18 @ Cin.	4	62	15.5	22	0	0	0	0.0	0	0
11/25 vs. Pit.	7	114	16.3	28	0	0	0	0.0	0	0
12/2 @ Cle.	3	122	40.7	71	2	0	0	0.0	0	0
12/9 @ Min.	8	75	9.4	15	1	0	0	0.0	0	0
12/16 vs. GB	8	107	13.4	35	1	0	0	0.0	0	0
12/22 @ Oak.	5	78	15.6	29	0	0	0	0.0	0	0
12/30 vs. Cle.	3	81	27.0	59	1	0	0	0.0	0	0
1/6/02 vs. Cin.	9	186	20.7	41	2	0	0	0.0	0	0
Totals	73	1,128	15.5	71	9	0	0	0.0	0	0

2004

Game-by-Game

Titans

Receiving

Date/Opp.	Rec.	Yds	Avg.	LG	TDs	Rushing No.	Yds	Avg.	LG	TDs
9/12 @ Mia.	3	51	17.0	19	0	0	0	0.0	0	0
9/19 vs. Ind.	8	104	13.0	33	0	1	-3	-3.0	-3	0
9/26 vs. Jax.	4	43	10.8	27	0	0	0	0.0	0	0
10/3 @ SD	12	94	7.8	17	1	0	0	0.0	0	0
10/11 @ GB	4	63	15.8	26	1	0	0	0.0	0	0
10/17 vs. Hou.	5	74	14.8	22	0	0	0	0.0	0	0
10/24 @ Min.	8	85	10.6	16	0	0	0	0.0	0	0
10/31 vs. Cin.	8	95	10.6	18	0	0	0	0.0	0	0
11/14 vs. Chi.	7	91	13.0	29	1	0	0	0.0	0	0
11/21 @ Jax.	3	56	18.7	37	1	0	0	0.0	0	0
11/28 @ Hou.	8	87	10.9	16	1	0	0	0.0	0	0
12/5 @ Ind.	6	79	13.2	32	0	0	0	0.0	0	0
12/13 vs. KC	3	22	7.3	12	1	0	0	0.0	0	0
12/19 @ Oak	9	121	13.4	32	1	0	0	0.0	0	0
12/25 vs. Den.	4	65	16.3	37	0	0	0	0.0	0	0
1/2/05 vs. Det.	4	48	12.0	19	0	0	0	0.0	0	0
Totals	96	1,168	12.2	37	7	1	-3	-3.0	-3	0

2002

Game-by-Game

Titans

Receiving

Date/Opp.	Rec.	Yds	Avg.	LG	TDs	Rushing No.	Yds	Avg.	LG	TDs
9/8 vs. Phi.	7	109	15.6	39	0	0	0	0.0	0	0
9/15 @ Dal.	7	118	16.9	40	0	0	0	0.0	0	0
9/22 vs. Cle.	3	31	10.3	16	0	0	0	0.0	0	0
9/29 @ Oak.	6	99	16.5	32	0	0	0	0.0	0	0
10/6 vs. Was.	INACTIVE - SHOULDER									
10/13 vs. Jax.	INACTIVE - SHOULDER									
10/27 @ Cin.	7	98	14.0	32	2	0	0	0.0	0	0
10/3 @ Ind.	5	41	8.2	14	0	0	0	0.0	0	0
10/10 vs. Hou.	4	47	11.8	20	1	0	0	0.0	0	0
10/17 vs. Pit.	6	85	14.2	23	0	0	0	0.0	0	0
11/24 @ Bal.	4	49	12.3	17	0	0	0	0.0	0	0
12/1 @ NYG	12	116	9.7	24	1	0	0	0.0	0	0
12/8 vs. Ind.	6	77	12.8	23	0	0	0	0.0	0	0
12/16 vs. NE	6	86	14.3	20	1	0	0	0.0	0	0
12/22 @ Jax.	6	56	9.3	12	1	0	0	0.0	0	0
12/29 @ Hou.	0	0	0.0	0	0	0	0	0.0	0	0
Totals	79	1,012	12.8	40	5	0	0	0.0	0	0

Playoffs

1/11/03 vs. Pit.	5	47	9.4	18	0	0	0	0.0	0	0
1/19/03 @ Oak.	5	41	8.2	14	0	0	0	0.0	0	0
Totals	10	88	8.8	18	0	0	0	0.0	0	0

2000

Game-by-Game

Titans

Receiving

Date/Opp.	Rec.	Yds	Avg.	LG	TDs	Rushing No.	Yds	Avg.	LG	TDs
9/3 @ Buf.	0	0	0.0	0	0	0	0	0.0	0	0
9/10 vs. KC	0	0	0.0	0	0	0	0	0.0	0	0
9/24 @ Pit.	5	71	14.2	24	0	0	0	0.0	0	0
10/1 vs. NYG	6	103	17.2	29	1	0	0	0.0	0	0
10/8 @ Cin.	6	65	10.8	19	1	0	0	0.0	0	0
10/16 vs. Jax.	2	37	18.5	22	1	0	0	0.0	0	0
10/22 @ Bal.	2	17	8.5	14	0	0	0	0.0	0	0
10/30 @ Was.	2	12	6.0	6	0	0	0	0.0	0	0
11/5 vs. Pit.	8	92	11.5	17	0	0	0	0.0	0	0
11/12 vs. Bal.	5	63	12.6	22	1	0	0	0.0	0	0
11/19 vs. Cle.	6	89	14.8	28	0	0	0	0.0	0	0
11/26 @ Jax.	2	33	16.5	2	3	0	0	0.0	0	0
12/3 @ Phi.	7	93	13.3	18	0	0	0			

DERRICK MASON 85

posed with rescued pets for the Friends of the Baltimore Animal Shelter (FOBAS) 2006 calendar... In Dec., 2006, Mason participated in the Ravens ACT Auction Party...Partnered with CB Samari Rolle to host the inaugural Holiday Helpers event at the Pikesville Target: in conjunction with their foundations, the players donated \$10,000 and provided 100 needy children with \$100 gift certificates to Target...Derrick and his wife, Marci (married on 6/7/97), have 2 children: daughter, Bailee My-Lin (3/24/99), and son, Derrick II (7/11/03)...Born on 1/17/74, in Detroit, MI...Full name: Derrick James Mason.

1999 Game-by-Game

Titans					Rushing					
Receiving										
Date/Opp.	Rec.	Yds	Avg.	LG	TDs	No.	Yds	Avg.	LG	TDs
9/12 vs. Cin.						INACTIVE				
9/19 vs. Cin.						INACTIVE				
9/26 @ Jax.						DID NOT PLAY				
10/3 @ SF	0	0	0.0	0	0	0	0	0.0	0	0
10/10 vs. Bal.	1	4	4.0	4	0	0	0	0.0	0	0
10/17 @ NO	1	31	31.0	31	0	0	0	0.0	0	0
10/31 vs. STL	0	0	0.0	0	0	0	0	0.0	0	0
11/7 @ Mia.	0	0	0.0	0	0	0	0	0.0	0	0
11/14 @ Cin.	0	0	0.0	0	0	0	0	0.0	0	0
11/21 vs. Pit.	0	0	0.0	0	0	0	0	0.0	0	0
11/28 @ Cle.	3	28	9.3	20	0	0	0	0.0	0	0
12/5 @ SF	2	18	9.0	12	0	0	0	0.0	0	0
12/9 vs. Oak.	0	0	0.0	0	0	0	0	0.0	0	0
12/19 vs. Atl.	1	8	8.0	8	0	0	0	0.0	0	0
12/26 vs. Jax.	0	0	0.0	0	0	0	0	0.0	0	0
1/2/00 @ Pit.	0	0	0.0	0	0	0	0	0.0	0	0
Totals	8	89	11.1	31	0	0	0	0.0	0	0


1997 Game-by-Game

Titans					Rushing					
Receiving										
Date/Opp.	Rec.	Yds	Avg.	LG	TDs	No.	Yds	Avg.	LG	TDs
8/31 vs. Oak.	1	11	11.0	11	0	0	0	0.0	0	0
9/7 @ Mia.	0	0	0.0	0	0	0	0	0.0	0	0
9/21 vs. Bal.	1	8	8.0	8	0	0	0	0.0	0	0
9/28 @ Pit.	1	12	12.0	12	0	0	0	0.0	0	0
10/5 @ Sea.	0	0	0.0	0	0	0	0	0.0	0	0
10/12 vs. Cin.	0	0	0.0	0	0	0	0	0.0	0	0
10/19 vs. Was.	2	32	16.0	28	0	0	0	0.0	0	0
10/26 @ Ari.	0	0	0.0	0	0	0	0	0.0	0	0
11/2 vs. Jax.	0	0	0.0	0	0	0	0	0.0	0	0
11/9 vs. NYG	0	0	0.0	0	0	0	0	0.0	0	0
11/16 @ Jax.	0	0	0.0	0	0	0	0	0.0	0	0
11/23 vs. Buf.	2	40	20.0	26	0	1	-7	-7.0	-7	0
11/27 @ Dal.	0	0	0.0	0	0	0	0	0.0	0	0
12/4 @ Cin.	0	0	0.0	0	0	0	0	0.0	0	0
12/14 @ Bal.	4	36	9.0	14	0	0	0	0.0	0	0
12/21 vs. Pit.	3	47	15.6	38	0	0	0	0.0	0	0
Totals	14	186	13.3	38	0	1	-7	-7.0	-7	0

1998 Game-by-Game

Titans					Rushing					
Receiving										
Date/Opp.	Rec.	Yds	Avg.	LG	TDs	No.	Yds	Avg.	LG	TDs
9/6 @ Cin.	2	24	12.0	13	0	0	0	0.0	0	0
9/13 vs. SD	1	18	18.0	18	0	0	0	0.0	0	0
9/20 @ NE	1	8	8.0	8	0	0	0	0.0	0	0
9/27 vs. Jax.	1	4	4.0	4	0	0	0	0.0	0	0
10/11 @ Ba.	2	23	11.5	14	0	0	0	0.0	0	0
10/18 vs. Cin.	0	0	0.0	0	0	0	0	0.0	0	0
10/25 vs. Chi.	2	28	14.0	15	1	0	0	0.0	0	0
11/1 @ Pit.	1	4	4.0	4	0	0	0	0.0	0	0
11/8 @ TB	1	8	8.0	8	0	0	0	0.0	0	0
11/15 vs. Pit.	3	35	11.7	19	0	0	0	0.0	0	0
11/22 vs. NYJ	1	24	24.0	24	0	0	0	0.0	0	0
11/29 @ Sea.	1	10	10.0	10	0	0	0	0.0	0	0
12/6 vs. Bal.	2	19	9.5	16	0	0	0	0.0	0	0
12/13 @ Jax.	0	0	0.0	0	0	0	0	0.0	0	0
12/20 @ GB	4	53	13.3	25	2	0	0	0.0	0	0
12/26 vs. Min.	3	75	25.0	47	0	0	0	0.0	0	0
Totals	25	333	13.3	47	3	0	0	0.0	0	0

DERRICK MASON



DID YOU KNOW?

In his 1st season with the Ravens, Derrick Mason not only set a new franchise record with 86 receptions (Michael Jackson, 76 in 1996), but also posted the 4th 1,000-yard receiving season in team history. Mason joined with TE Todd Heap (75 rec.) to combine for 161 catches in 2005, passing the 147 by Shannon Sharpe (73) and Qadry Ismail (74) in 2001 to set the record for most combined receptions by a Ravens' duo in team history. The 161 catches also led all NFL WR-TE combinations in 2005.

DERRICK MASON 85

REGULAR SEASON

RECEIVING

Year	Team	GP	GS	No.	Yds.	Avg.	LG	TD
1997	Tennessee	16	2	14	186	13.3	38	0
1998	Tennessee	16	0	25	333	13.3	47	3
1999	Tennessee	13	0	8	89	11.1	31	0
2000	Tennessee	16	12	*63	895	14.2	34	5
2001	Tennessee	15	15	*73	*1,128	15.5	71t	*9
2002	Tennessee	14	14	*79	*1,012	12.8	40	*5
2003	Tennessee	16	16	*95	*1,303	13.7	50t	*8
2004	Tennessee	16	16	*96	*1,168	12.2	37	*7
2005	Baltimore	16	16	*86	1,073	12.5	39t	3
Totals		138	91	539	7,187	13.3	71t	40

*Led Team

KICKOFF RETURNS

Year	Team	GP	GS	No.	Yds.	Avg.	LG	TD	No.	FC	Yds.	Avg.	LG	TD
1997	Tennessee	16	2	26	551	21.2	54	0	13	3	95	7.3	29	0
1998	Tennessee	16	0	8	154	19.3	26	0	31	11	228	7.4	25	0
1999	Tennessee	13	0	41	805	19.6	41	0	26	15	225	8.7	65t	1
2000	Tennessee	16	12	42	1,132	27.0	66	0	51	17	662	13.0	69t	1
2001	Tennessee	15	15	34	748	22.0	101t	1	20	19	128	6.4	20	0
2002	Tennessee	14	14	0	0	0.0	0	0	9	12	60	6.7	21	0
2003	Tennessee	16	16	5	106	21.2	34	0	8	5	99	12.4	21	0
2004	Tennessee	16	16	0	0	0.0	0	0	24	12	93	3.9	13	0
2005	Baltimore	16	16	0	0	0.0	0	0	0	0	0	0.0	0	0
Totals		138	91	156	3,496	22.4	101t	1	182	94	1,590	8.7	69t	2

CAREER SINGLE-GAME HIGHS (regular season)

Receptions:

12 3 times (last: 10/3/04 at SD)

Yardage:

186 (1/6/02 vs. Cin.)

Long Gain:

71t (12/2/01 at Cle.)

Touchdowns:

3 2 times (last: 10/12/03 vs. Hou.)

Longest Kick Return:

101t (11/18/01 at Cin.)

Longest Punt Return:

69t (10/30/00 at Was.)

DERRICK MASON

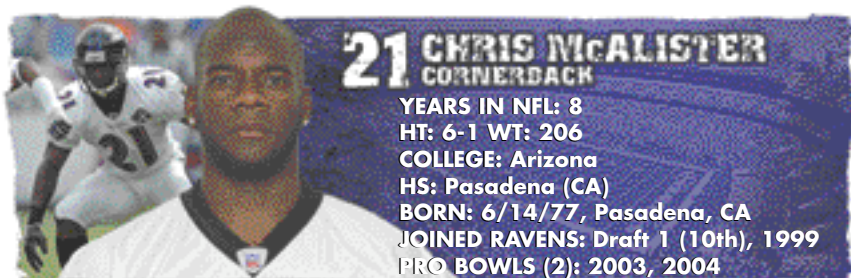
POSTSEASON

RECEIVING

Year	Team	GP	GS	No.	Yds.	Avg.	LG	TD
1999	Tennessee	4	0	2	18	9.0	9	0
2000	Tennessee	1	1	7	88	12.6	19	0
2002	Tennessee	2	2	10	88	8.8	18	0
2003	Tennessee	2	2	10	118	11.8	29	1
Totals		9	5	29	312	10.8	29	1

KICK RETURNS

Year	Team	GP	GS	No.	Yds.	Avg.	LG	TD	No.	FC	Yds.	Avg.	LG	TD
1999	Tennessee	4	0	13	437	33.6	80t	1	11	4	78	7.1	19	0
2000	Tennessee	1	1	4	55	13.8	17	0	2	1	5	2.5	8	0
2002	Tennessee	2	2	0	0	0.0	0	0	2	3	20	10.0	11	0
2003	Tennessee	2	2	0	0	0.0	0	0	6	2	70	11.7	17	0
Totals		9	5	17	492	28.9	80t	1	21	10	173	8.2	19	0



21 CHRIS McALISTER CORNERBACK

YEARS IN NFL: 8
HT: 6-1 **WT:** 206
COLLEGE: Arizona
HS: Pasadena (CA)
BORN: 6/14/77, Pasadena, CA
JOINED RAVENS: Draft 1 (10th), 1999
PRO BOWLS (2): 2003, 2004

GAMES PLAYED/STARTED: (1999, 16/12); (2000, 16/16); (2001, 16/16); (2002, 13/12); (2003, 15/15); (2004, 15/14) (2005, 14/13) **Total 105/98**

Playoffs (2000, 4/4) (2001, 2/2); (2003, 1/1) **Total 7/7**

TRANSACTIONS: Chris McAlister re-signed with the Ravens on 10/9/04 after being franchised for the 2003 season and the 1st part of 2004...He was originally selected by the Ravens with the 10th overall pick in the 1st round of the 1999 NFL Draft.

PRO: *Two-time Pro Bowl CB* who is an elite athlete with a rare blend of size, power and speed...Started in 13 games (missing 2 due to a hamstring injury) and netted 53 tackles, including 47 solo and led the team with 20 PD (4th-highest total of his career) in 2005...Earned his *2nd-consecutive Pro Bowl* nod after posting 44 tackles (38 solo), 8 PD, 2 FRs (1 he returned for a TD) and 1 INT (returned for a TD) in 2004...Earned his *1st Pro Bowl* nod in 2003...He also grabbed *AP 1st-team All-Pro*, *Pro Football Weekly All-NFL* and *Football Digest 1st-team All-Pro* honors...Played and started in 15 games, recording 52 tackles (43 solo), tied for 2nd on the team with 16 PD and had 3 INTs, including 1 returned 83 yards for a TD...In addition to his covering skills, McAlister also returned punts during the 2002 season...Returned 17 punts for 122 yards (7.2-yard average)...Posted 67 tackles (58 solo) and *led the Ravens with 24 PD*, despite playing in only 13 games due to an ankle injury in 2002...Earned *AFC Special Teams Player of the Week* honors in Week 2 for his *then-NFL-record 107-yard return of a missed FGA*...Started all 16 games and 2 postseason contests in 2001, when he had 11 PD...A major factor in the 2000 Ravens' record-setting defense, as the team set a franchise mark and led the NFL with 49 take-aways, including a then-Ravens record 23 INTs (5th in the NFL)...Defense allowed only 11 TD passes all season (2nd-fewest in the league), and finished 5th in the NFL with 23 INTs, while setting the NFL 16-game record by allowing just 165 points...Was named to *Football Digest's 2nd-team All-Pro* squad in 2000 after picking off 4 passes (1 for a TD) and finishing 2nd on the team with 23 PD...Started the final 12 games in 1999 at LCB and was named to *College & Pro Football Newsweekly's 1999 All-Rookie Team*...Led the team with 27 PD and finished tied for 2nd with 5 INTs in 1999 (tied for 6th in the AFC and 2nd in the NFL among rookies behind Green Bay's Mike McKenzie, who had 6)...Was the 2nd DB picked in the '99 draft (behind Champ Bailey by Washington at the 7th position) and the 3rd defensive player tabbed overall (behind Bailey and LB Chris Claiborne, selected by Detroit at the 9th position)...His 16 INTs rank 5th on the Ravens' all-time INT list, behind teammate S Ed Reed (22), LB Ray Lewis (21), former Ravens S Rod Woodson (20) and CB Duane Starks (20) .



OFF THE FIELD

Chris hosted his 2nd annual Halloween party for 210 needy children at Larry Sheets Players in Westminster last October; The kids were treated to food, games and fun for over 2 hours.

2005: Started 14 games (missing 2 due to a hamstring injury) and netted 53 tackles, including 47 solo and led the team with 20 PD (4th-highest total of his career)...**2005 SEASON HIGHLIGHTS:** Posted 4 tackles (3 solo), and 2 PD in the 48-3 win in **game 14 vs. GB (12/19)**...Had 3 solo tackles and led the team with 3 PD in **game 13 at Den. (12/11)**...Netted 5 tackles (4 solo), including 1 TFL, and 1 PD, in **game 8 vs. Cin. (11/6)**...Posted 6 solo tackles (tying for the secondary lead) and 2 PD in **game 7 at Pit. (10/31)**...Recorded 6 tackles (5 solo) and 1 PD in **game 6 at Chi. (10/23)**...Posted 3 tackles and picked up his 1st INT of the season in **game 4 at Det. (10/9)**...Started and posted 5 tackles and led the team with 2 PD in **game 1 vs. Ind. (9/11)**.

2004: Named to his 2nd consecutive Pro Bowl in 2004, while playing in 15 games, starting 14...Inactive once (vs. Dal. 11/21) and saw limited action at NE (11/28) due to shoulder

injury...Finished the season with 44 tackles (38 solo), 8 PD and 2 FRs...Had 2 TDs, returning an INT 51 yards for a TD vs. Pit. (9/19) and recovering an Ed Reed fumble vs. Cin. (12/5) after Reed intercepted the pass; McAlister took it 64 yards into the end zone for 1 TD...**2004 SEASON HIGHLIGHTS:** Had 3 tackles (2 solo), including 1 TFL and a PD in the 30-23 victory in the **season finale vs. Mia. (1/2/05)**...Started and had 3 solo tackles in **game 12 vs. Cin. (12/5)**...McAlister picked up an Ed Reed fumble (following an INT) and raced 64 yards for a TD against the Bengals...Netted 1 tackle and 1 PD as he helped the Ravens' defense hold the Redskins to 107 total yards (2nd-lowest total in team history), including a franchise-record low 55 net yards passing in **game 5 at Was. (10/10)**...Tied for the lead in the secondary with 7 tackles (4 solo) and 2 PD, 1 of which he returned 51 yards for a TD (3rd INT return for a TD in his career), in 30-13 win in **game 2 vs. Pit. (9/19)**.

2003: Earned his *1st Pro Bowl* nod in 2003...He also grabbed *AP 1st-team All-Pro, Pro Football Weekly All-NFL and Football Digest 1st-team All-Pro* honors...Played and started in 15 games, recording 52 tackles (43 solo), tied for 2nd on the team with 16 PD and had 3 INTs, including 1 he returned 83 yards for a TD...Shadowed Pro Bowl WR Derrick Mason and held him to 3 receptions for 28 yards, while posting 3 solo tackles, 2 PD and moved into 2nd place on the Ravens' all-time postseason INT list with the 3rd of his career in the **Wild Card loss vs. Ten. (1/3/04)**...**2003 SEASON HIGHLIGHTS:** Shadowed the AFC's receiving yardage leader, Chad Johnson, and held him to 2 receptions for 15 yards, while recording 1 solo tackle and helped force QB Jon Kitna into 2 INTs in **game 13 vs. Cin. (12/7)**...Continued to play at a torrid pace, as he held WR Terrell Owens to 3 receptions for 23 yards and 0 TDs in 44-6 rout in **game 12 vs. SF (11/30)**...Blanketed the NFL's leading receiver Torry Holt, allowing him only 3 receptions for 38 yards and posted 2 solo tackles as the defense allowed the league's No. 1-rated offense just 121 yards in **game 9 at STL (11/9)**...Started and posted 4 tackles (3 solo) and 1 PD in **game 6 at Cin. (10/19)**...Started at LCB and had 4 tackles (3 solo) in **game 5 at Ari. (10/12)**...McAlister also posted his *1st-career multi-INT game*, returning the 2nd 83 yards (3rd-longest in franchise history) for a TD against the Cardinals.

2002: Saw action in 13 games, starting 12...Missed 3 games due to an ankle injury suffered on a punt at Atl. (11/3)...Finished the season with 67 tackles (58 solo), 1 FF and 1 INT...Led the team with 24 PD...**2002 SEASON HIGHLIGHTS:** Started at CB in **game 15 vs. Cle. (12/22)**...Posted 8 tackles against the Browns...Returned in **game 12 at Cin. (12/1)** and played in mostly nickel situations after missing the previous 3 games with an ankle injury...Amassed 6 tackles (4 solo) and led team with 3 PD against the Bengals...Inactive **games 9-11** with an ankle injury...Started at LCB in 17-10 win in **game 6 vs. Jax. (10/20)** and had 5 solo tackles and 1 PD...Part of a defensive backfield that did not allow a TD pass and forced QB Mark Brunell into 3 INTs...Started at RCB and logged 7 tackles in **game 3 vs. Den. (9/30)**...McAlister also led the team with 4 PD on Monday Night Football...*Set a then-NFL record for longest play with a 107-yard return for a TD* on Jason Elam's missed FGA in the closing seconds of the 1st half against the Broncos, earning *AFC Special Teams Player of the Week* honors.

2001: Started all 16 games at CB and was 6th on the team with 69 tackles (59 solo), an INT and 10 PD for the season...**2001 SEASON HIGHLIGHTS:** Recorded 1 assist and 1 PD in 20-3 **Wild Card win at Mia. (1/13/02)**, as the defense held the Dolphins to 151 total yards, a *team-postseason record*...Made 3 tackles (2 solo) in 26-7 win in **game 4 vs. Ten. (10/7)**, as the defense allowed only 185 total yards and no TDs...Recorded 1 tackle in 20-13 win in **game 3 at Den. (9/30)**...Returned punts in place of injured WR/KR Jermaine Lewis (thigh) in **game 2 at Cin. (9/23)**...Returned 5 punts for 44 yards, including a 24-yard return...Recorded 5 tackles (3 solo) on defense.

2000: Named to *Football Digest's All-Pro 2nd-Team*...In the playoffs, McAlister recorded 17 tackles, led the team with 8 PD and had 1 of Baltimore's 10 INTs...Posted 49 tackles (39 solo), 4 INTs and had 23 PD...**2000 SEASON HIGHLIGHTS:** Recorded 2 tackles, 1 PD and a 4-yard INT off QB Kerry Collins in the 34-7 **Super Bowl XXXV win over the NYG (1/28/01)**...Finished 2nd on the team, tops in the secondary, with 7 tackles and had a team-high 3 PD in the Ravens' 21-3 **AFC Wild Card win over the Broncos (12/31)**...Won DirecTV's *Play of the Week Award* in the Ravens' 34-20 win in **game 16 vs. NYJ (12/24)** when *he stepped in front of a Vinny Testaverde pass on the 2-yard line and raced 98 yards for the Ravens' 1st and only defensive TD of the regular season...Was the longest INT return in team history* (tied with Chad Williams - 2002) and 2nd-longest in the NFL in 2000...Also had 5 tackles and 4 PD.

1999: Had a solid rookie season by leading the team with 27 PD and finished tied for 2nd on the team with 5 INTs...(tied for 6th in the AFC, 2nd in the NFL among rookies behind GB's Mike

CHRIS McALISTER 21

McKenzie (6)...Started final 12 games at LCB and finished 9th on the team with 58 tackles...Named to *College & Pro Football Newsweekly's 1999 All-Rookie Team*...**1999 SEASON HIGHLIGHTS:** Had 2 stops and recorded his 5th INT of the season in the **season finale at NE (1/2/00)**...Picked off QB Drew Bledsoe in the 4th quarter at the Ravens 2-yard line on a deep pass intended for Shawn Jefferson...Had 6 tackles and a team-high 4 PD in 31-24 win in **game 13 at Pit. (12/12)**...Had 4 stops and intercepted his 4th pass of the season in the Ravens' 41-14 win in **game 12 vs. Ten. (12/5)**...Finished 2nd on the team with a **career-high 10 tackles** in **game 7 vs. Buf. (10/31)**, and recorded his 3rd INT of the season...Also had 3 PD...Made **1st NFL start** at LCB in **game 5 at Ten. (10/10)** and credited with 4 tackles...**Picked off his 1st-career pass in season opener at STL (9/12).**

COLLEGE, PERSONAL: Won unanimous All-America 1st-team honors and was an All-Pac 10 1st-team choice for 3 straight seasons...Only the 7th player in college football history (1st in Arizona history) to return a kickoff, punt and INT for TDs in the same season (1998)...His 18 INTs (including bowl games) at the end of his Arizona career ranked 3rd on the school's career-record chart behind Chuck Cecil (21, 1984-87) and Jackie Wallace (20, 1970-72)...Concluded Arizona career with 122 tackles, 11 TFL, 3 FFs, 15 INTs (2 for TDs) for a 16.2-yard return average, 43 KORs, including 2 100-yard TDs, for a 25.5-yard average and 5 PRs, 1 for a 65-yard TD, for a 20.8-yard average...One of 3 finalists for the Jim Thorpe Award as a senior in 1998...Winner of the Mosi Tatupu Special Teams Player of the Year Award...Started 11 games at weakside CB...Finished with 34 tackles, a team-leading 15 PD and 5 INTs for 64 yards and a TD...Blocked 2 kicks...Returned 5 punts for 104 yards (20.8-yard avg.) and a score...Also scored a TD on a KOR, and averaged 29.5 yards on 8 KORs...He also returned a kickoff for a school-record 100-yard TD against Hawaii...Earned 1st-team All-Pac 10 honors as a junior in 1997, as he finished with 43 tackles (37 solo), a team-leading 4 INTs (for 45 yards) and 5 PD...Also had 1 FF and blocked a kick...In the *Insight.com Bowl* vs. New Mexico, he intercepted a pass, deflected 2 others and recorded 4 solo tackles...**In his 1st year as a Wildcat in 1996, he won All-Pac 10 1st-team honors after recording 45 tackles (36 solo), with 2 sacks for 18 yards**...He also had 2 FF and 5 PD...Ranked 5th in the nation with 6 INTs for 103 yards (including a TD)...Gained 526 yards, including a 100-yard TD vs. UCLA on 20 KORs (26.3-yard average)...Earned All-State honors as a CB at Mt. San Antonio Junior College in Walnut, CA in 1995...Returned 3 punts and 2 INTs for TDs...Won Conference Player of the Year and California's MVP at Pasadena (CA) HS in 1995...Threw for 1,153 yards and rushed for 1,302 yards as a QB in his senior year...Named Conference Player of the Year and football MVP...Had his jersey retired (No. 9) at Pasadena HS in 2001...Lettered in football and track...Was a family studies major, with an emphasis in broadcasting...His father, James, was a 1st-team All-American RB at UCLA in 1972-73, and later played for Southern California of the WFL and the Philadelphia Eagles and New England Patriots in the NFL...In 2000 and 2002, McAlister participated in "Ravens Football 101," a workshop for over 300 women focusing on football skills...McAlister made a \$100,000 contribution to his church, Victory Full Gospel Baptist Church in Monrovia, CA...He also gave \$9,000 towards their Youth Ministry...**The Chris McAlister Foundation** holds an annual golf tournament to help raise money for the Boys & Girls Club of Pasadena, CA...Participated in Anthony Mitchell's football camp in June 2002...Also helped college teammate and current Buffalo Bills LB DaShon Polk at his football camp in June 2002...Participated in former teammate and current Arizona Cardinal CB Duane Starks celebrity golf tournament in May 2002...Mentors kids at the Martin Luther King Jr. Center and the Echo House...Invited 31 children from the Echo House to the M&T Bank Stadium game against the Cincinnati Bengals (12/23/01) and has expanded the program in the last 2 years...Donates food to at-risk children and needy families during the holiday seasons through his foundation...Provided turkey and prepared meals for the Echo House and served as tennis coach for the Pam Shriver Celebrity Tennis Challenge at the First Mariner Arena in 2002, 2003 and 2004...The county of Los Angeles held a luncheon to honor McAlister's outstanding athletic and community achievement on 6/21/01...Maintains a special relationship with the Echo House Multi-Cultural Center in Baltimore, where he visits often...Helped to refurbish homes with Sandtown Habitat for Humanity in October and November 2004 in the Ravens' 6-week long project, culminating in the NFL/United Way Hometown Huddle...For Thanksgiving, McAlister donated and personally distributed 200 turkey dinners to families at the Echo House and First Mt. Olive Freewill Baptist Church...In December 2004, McAlister visited with young patients in the pediatrics unit of Johns Hopkins Outpatient Services...He donated 3 27" televisions, 3 PlayStation2 consoles and several games to the center for the holidays...After unwrapping the gifts, McAlister stayed to challenge the youth to a few games...Has a special relationship with the young men of Aunt Hatties Place, a residential home for boys, where he frequently visits and plans outings...In Dec. 2005, participated in the Ravens ACT

CHRIS McALISTER 21

Auction Party, with funds benefiting the RACTF and player foundations...Provided Thanksgiving dinners to 210 families from the Echo House Multi-Cultural Center and First Mt. Olive Freewill Baptist Church in 2005...Hosted his 2nd annual Halloween party for 210 needy children at Larry Sheets Church in Westminster last October: The kids were treated to food, games and fun for over 2 hours...He also hosted his 1st Baltimore-area golf tournament in May 2006, with funds benefiting *The Chris McAlister Foundation*...Full name: Christopher James McAlister.

2005

Game-by-Game Tackles

Ravens

Date/Opp.	TT	Solo	AS	INT	FF	FR	Sacks	PD
9/11 vs. Ind.	5	5	0	0-0	0	0	0-0	2
9/18 @ Ten.	0	0	0	0-0	0	0	0-0	3
10/2 vs. NYJ	3	2	1	0-0	0	0	0-0	1
10/9 @ Det	3	3	0	1-0	0	0	0-0	1
10/16 vs. Cle.	4	3	1	0-0	0	0	0-0	1
10/23 @ Chi.	6	5	1	0-0	0	0	0-0	0
10/31 @ Pit.	6	6	0	0-0	0	0	0-0	2
11/6 vs. Cin.	5	4	1	0-0	0	0	0-0	1
11/13 @ Jax.	4	3	1	0-0	0	0	0-0	0
11/20 vs. Pit.	4	4	0	0-0	0	0	0-0	2
11/27 @ Cin.	3	3	0	0-0	1	0	0-0	1
12/4 vs. Hou.	INACTIVE - HAMSTRING							
12/11 @ Den.	3	3	0	0-0	0	0	0-0	3
12/19 vs. GB	4	3	1	0-0	0	0	0-0	2
12/25 vs. Min.	3	3	0	0-0	0	0	0-0	1
1/1 @ Cle.	INACTIVE - HAMSTRING							
Totals	53	47	6	1-0	1	0	0-0	20

2003

Game-by-Game Tackles

Ravens

Date/Opp.	TT	Solo	AS	INT	FF	FR	Sacks	PD
9/7 @ Pit.	6	5	1	0-0	0	0	0-0	0
9/14 vs. Cle.	5	5	0	0-0	0	0	0-0	2
9/21 @ SD	DNP							
9/28 vs. KC	3	3	0	0-0	0	0	0-0	0
10/12 @ Ari.	4	3	1	2-87*	0	0	0-0	2
10/19 @ Cin.	4	3	1	0-0	0	0	0-0	1
10/26 vs. Den.	3	3	0	0-0	0	0	0-0	2
11/2 vs. Jax.	6	4	2	0-0	0	0	0-0	1
11/9 @ STL	2	2	0	0-0	0	0	0-0	0
11/16 @ Mia.	3	3	0	0-0	0	0	0-0	1
11/23 vs. Sea.	2	2	0	0-0	0	0	0-0	3
11/30 vs. SF	3	2	1	0-0	0	0	0-0	0
12/7 vs. Cin.	1	1	0	0-0	0	0	0-0	1
12/14 @ Oak.	3	3	0	0-0	0	0	0-0	0
12/21 @ Cle.	4	4	0	0-0	0	0	0-0	0
12/28 vs. Pit.	3	0	3	1-6	0	0	0-0	3
Totals	52	43	9	3-93	0	0	0-0	16
Playoffs								
1/3/04 vs. Ten.	3	3	0	1-0	0	0	0-0	2
Totals	3	3	0	1-0	0	0	0-0	2

****Returned 1 of his INTs 83 yards for a TD**



2004

Game-by-Game Tackles

Ravens

Date/Opp.	TT	Solo	AS	INT	FF	FR	Sacks	PD
9/12 @ Cle.	3	3	0	0-0	0	0	0-0	0
9/19 vs. Pit.	7	4	3	1-51t	0	0	0-0	2
9/26 @ Cin.	7	6	1	0-0	0	0	0-0	1
10/4 vs. KC	8	7	1	0-0	0	0	0-0	0
10/10 @ Was.	1	1	0	0-0	0	0	0-0	1
10/24 vs. Buf.	3	3	0	0-0	0	0	0-0	1
10/31 @ Phi.	1	1	0	0-0	0	0	0-0	0
11/7 vs. Cle.	5	5	0	0-0	0	0	0-0	1
11/14 @ NYJ	0	0	0	0-0	0	0	0-0	0
11/21 vs. Dal.	INACTIVE - SHOULDER							
11/28 @ NE	0	0	0	0-0	0	0	0-0	0
12/5 vs. Cin.*	3	3	0	0-0	0	1*	0-0	0
12/12 vs. NYG	0	0	0	0-0	0	1	0-0	0
12/19 @ Ind.	1	1	0	0-0	0	0	0-0	1
12/26 @ Pit.	2	2	0	0-0	0	0	0-0	0
1/2/05 vs. Mia.	3	2	1	0-0	0	0	0-0	1
Totals	44	38	6	1-51	0	2	0-0	8

*McAlister recovered an Ed Reed fumble vs. Cin. (12/5) after Reed intercepted a pass.

2002

Game-by-Game Tackles

Ravens

Date/Opp.	TT	Solo	AS	INT	FF	FR	Sacks	PD
9/8 @ Car.	0	0	0	0-0	0	0	0-0	0
9/15 vs. TB	7	5	2	0-0	1	0	0-0	2
9/30 vs. Den.	7	6	1	0-0	0	0	0-0	4
10/6 @ Cle.	7	6	1	1-0	0	0	0-0	5
10/13 @ Ind.	7	6	1	0-0	0	0	0-0	0
10/20 vs. Jax.	5	5	0	0-0	0	0	0-0	0
10/27 vs. Pit.	3	3	0	0-0	0	0	0-0	0
11/3 @ Atl.	6	4	2	0-0	0	0	0-0	3
11/10 vs. Cin.	INACTIVE-ANKLE							
11/17 @ Mia.	INACTIVE-ANKLE							
11/24 vs. Ten.	INACTIVE-ANKLE							
12/1 @ Cin.	6	4	2	0-0	0	0	0-0	3
12/8 vs. NO	4	4	0	0-0	0	0	0-0	2
12/15 @ Hou.	4	4	0	0-0	0	0	0-0	3
12/22 vs. Cle.	8	8	0	0-0	0	0	0-0	0
12/29 @ Pit.	3	3	0	0-0	0	0	0-0	1
Totals	67	58	9	1-0	1	0	0-0	24

2001

Game-by-Game Tackles

Ravens

Date/Opp.	TT	Solo	AS	INT	FF	FR	Sacks	PD
9/9 vs. Chi.	4	4	0	0-0	0	0	0-0	0
9/23 @ Cin.	5	3	2	0-0	0	0	0-0	0
9/30 @ Den.	1	1	0	0-0	0	0	0-0	0
10/7 vs. Ten.	3	2	1	0-0	0	0	0-0	0
10/14 @ GB	4	3	1	0-0	0	0	0-0	0
10/21 @ Cle.	4	3	1	0-0	0	0	0-0	1
10/28 vs. Jax.	4	3	1	0-0	0	0	0-0	1
11/4 @ Pit.	4	3	1	0-0	0	0	0-0	0
11/12 @ Ten.	4	2	2	0-0	0	0	0-0	3
11/18 vs. Cle.	5	5	0	0-0	0	0	0-0	0
11/25 @ Jax.	6	6	0	0-0	0	0	0-0	0
12/2 vs. Ind.	3	2	1	0-0	0	0	0-0	0
12/16 vs. Pit.	7	7	0	0-0	0	0	0-0	0
12/23 vs. Cin.	7	7	0	0-0	0	0	0-0	2
12/29 @ TB	6	6	0	0-0	0	0	0-0	1
1/7/02 vs. Min.	2	2	0	1-0	0	0	0-0	2
Totals	69	59	10	1-0	0	0	0-0	10
Playoffs								
1/13/02 @ Mia.	1	0	1	0-0	0	0	0-0	0
1/20/02 @ Pit.	5	3	2	1-18	0	0	0-0	0
Totals	6	3	3	1-18	0	0	0-0	0

CHRIS McALISTER 21

2000

Game-by-Game Tackles

Ravens

Date/Opp.	TT	Solo	AS	INT	FF	FR	Sacks	PD
9/3 @ Pit.	1	1	0	0-0	0	0	0-0	1
9/10 vs. Jax.	2	2	0	0-0	0	0	0-0	1
9/17 @ Mia.	3	3	0	0-0	0	0	0-0	1
9/24 vs. Cin.	6	5	1	0-0	0	0	0-0	2
10/1 @ Cle.	4	3	1	0-0	0	0	0-0	0
10/8 @ Jax.	3	3	0	1-44	0	0	0-0	2
10/15 @ Was.	1	0	1	0-0	0	1	0-0	1
10/22 vs. Ten.	2	2	0	0-0	0	0	0-0	1
10/29 vs. Pit.	4	4	0	0-0	0	0	0-0	0
11/5 @ Cin.	2	2	0	0-0	0	0	0-0	0
11/12 @ Ten.	4	3	1	0-0	0	0	0-0	0
11/19 vs. Dal.	1	1	0	0-0	0	0	0-0	3
11/26 vs. Cle.	1	0	1	1-14	0	0	0-0	1
12/10 vs. SD	5	1	4	1-9	0	0	0-0	3
12/17 @ Ari.	5	5	0	0-0	0	0	0-0	3
12/24 vs. NYJ	5	4	1	1-98t	0	0	0-0	4
Totals	49	39	10	4-165	0	1	0-0	23

Playoffs

12/31 vs. Den.	7	7	0	0-0	0	0	0-0	3
1/7/01 @ Ten.	6	4	2	0-0	0	0	0-0	3
1/14/01 @ Oak.	2	2	0	0-0	0	0	0-0	1
1/28/01 @ NYG	2	2	0	1-4	0	0	0-0	1
Totals	17	15	2	1-4	0	0	0-0	8

1999

Game-by-Game Tackles

Ravens

Date/Opp.	TT	Solo	AS	INT	FF	FR	Sacks	PD
9/12 @ STL	0	0	0	1-21	0	0	0-0	1
9/19 vs. Pit.	2	2	0	0-0	0	0	0-0	0
9/26 vs. Cle.	0	0	0	1-0	0	0	0-0	3
10/3 @ Atl.	3	2	1	0-0	0	0	0-0	2
10/10 @ Ten.	4	4	0	0-0	0	0	0-0	1
10/21 vs. KC	3	2	1	0-0	0	0	0-0	1
10/31 vs. Buf.	10	9	1	1-7	0	0	0-0	3
11/7 @ Cle.	3	1	2	0-0	0	0	0-0	0
11/14 @ Jax.	5	3	2	0-0	0	0	0-0	2
11/21 @ Cin.	4	4	0	0-0	0	0	0-0	2
11/28 vs. Jax.	4	4	0	0-0	0	0	0-0	3
12/5 vs. Ten.	4	4	0	1-0	0	0	0-0	1
12/12 @ Pit.	6	6	0	0-0	0	0	0-0	4
12/19 vs. NO	4	3	1	0-0	0	0	0-0	0
12/26 vs. Cin.	4	4	0	0-0	0	0	0-0	3
1/2/00 @ NE	2	2	0	1-0	0	0	0-0	1
Totals	58	50	8	5-28	0	0	0-0	27

CHRIS McALISTER

REGULAR SEASON

Year	TT	Solo	AS	INTs	TDs	FF	FR	TDs	Sacks	PD
1999	58	50	8	5-28	0	0	0	0	0-0	27
2000	49	39	10	4-165	1	0	1	1	0-0	23
2001	69	59	10	1-0	0	0	0	0	0-0	10
2002	67	58	9	1-0	0	1	0	0	0-0	24
2003	52	43	9	3-93	1	0	0	1	0-0	16
2004	44	38	6	1-51t	1	0	2	1	0-0	8
2005	53	47	6	1-0	0	1	0	0	0-0	20
Totals	392	334	58	16-337	3	3	3	3	0-0	128

CAREER SINGLE-GAME HIGHS (regular season)

Total Tackles:

10 (10/31/99 vs. Buf.)

Sacks:

None

Forced Fumbles:

1 2 times (last: 11/27/05 at Cin.)

Passes Defensed:

5 (10/6/02 at Cle.)

Solo Tackles:

9 (10/31/99 vs. Buf.)

INTs:

2 (10/12/03 at Cin.)


Fumble Recoveries:

1 3 times (last: 12/12/04 vs. NYG)

POSTSEASON

Year	TT	Solo	AS	INTs	TDs	FF	FR	TDs	Sacks	PD
2000	17	15	2	1-4	0	0	0	0	0-0	8
2001	6	3	3	1-18	0	0	0	0	0-0	3
2003	3	3	0	1-0	0	0	0	0	0-0	2
Totals	26	21	5	3-22	0	0	0	0	0-0	13

CHRIS McALISTER



9 STEVE MCNAIR
QUARTERBACK

YEARS IN NFL: 12
HT: 6-2 **WT:** 230
COLLEGE: Alcorn State
HS: Mt. Olive (MS)
BORN: 2/14/73, Mt. Olive, MS
JOINED RAVENS: Trade, 2006
PRO BOWLS (3): 2000, 2003, 2005

GAME PLAYED/STARTED: (1995, 4/2); (1996, 9/4); (1997, 16/16); (1998, 16/16); (1999, 11/11); (2000, 16/15); (2001, 15/15); (2002, 16/16); (2003, 14/14); (2004, 8/8); (2005, 14/14) **Totals: 139/131**

Playoffs (1999, 4/4); (2000, 1/1); (2002, 2/2); (2003, 2/2) **Totals: 9/9**

TRANSACTIONS: Signed with the Baltimore Ravens (trade with the Tennessee Titans) on 6/8/06...Re-signed with the Tennessee Titans on 2/24/05...Re-signed (renegotiated contract) with the Titans on 3/2/04...Re-signed (renegotiated contract) with Tennessee on 2/21/03...Re-signed (renegotiated contract) with the Titans on 6/28/01...Re-signed (renegotiated contract) with Tennessee on 2/10/00...Re-signed (renegotiated contract) with Tennessee on 6/29/98...Originally drafted in the 1st round (3rd overall) in the 1995 NFL Draft.

PRO: *Three-time Pro Bowler* (2000, 2003 and 2005) and *2003 NFL co-most Valuable Player* (Peyton Manning - Ind.) brings a wealth of experience and leadership to the Ravens...Entering 2006, McNair has played in 139 career regular season games, starting 131, as well as 9 postseason games, including leading the Titans to the Super Bowl in 1999...He has thrown for 27,141 passing yards (2nd in Titans franchise history – Warren Moon), owns a 59.5 career completion percentage (2,305 of 3,871 – 2nd in team history behind Warren Moon) and has thrown 156 TD passes (3rd in franchise history behind Warren Moon and George Blanda)...Has also rushed for 3,439 yards and 36 TDs on the ground, making him *1 of only 5 players in NFL history to have passed for 20,000 yards and rushed for 3,000 yards* (John Elway, Fran Tarkenton, Steve Young and Randall Cunningham)...Needs 2,859 passing yards to reach 30,000 career passing yards (entering this season, only 27 players in the history of the NFL have reached the 30,000-yard mark)...*McNair needs 2,859 passing yards and 61 rushing yards to become just the 3rd player in NFL history to total 30,000 career passing yards and 3,500 career rushing yards, joining Fran Tarkenton and Steve Young*...McNair boasts an 83.3 career passer rating, ranking him 22nd in NFL annals (minimum 1,500 attempts)...In 2005, he surpassed John Elway for 4th place all time among QBs with 3,439 career rushing yards, trailing only Randall Cunningham (4,928), Steve Young (4,239) and Fran Tarkenton (3,674)...His rushing total ranks 5th in Titans history, and he *leads all NFL QBs in rushing since he became a starter in 1997 with 3,232 yards*...McNair is also the *1st QB since the 1970 NFL merger to twice rush for 8 TDs in a season (1997 and 1999)*, and his 1997 rushing total of 674 yards was at the time, the 3rd-highest rushing total by a QB in NFL history behind Randall Cunningham (942 yards in 1990) and Bobby Douglas (968 yards in 1972)...McNair has produced at least 1 TD (passing and/or rushing) in 57 of his last 65 regular season games...McNair's 27,141 career passing yards rank 8th among all QBs who were active in 2005, behind Brett Favre, Vinny Testaverde, Drew Bledsoe, Kerry Collins, Peyton Manning, Mark Brunell and Jake Plummer...Of the 10 active passers with 25,000 or more passing yards, which additionally includes Brad Johnson and Trent Green, McNair has the 5th-best completion percentage (59.5), the 6th-best passer rating (83.3) and the 2nd-lowest INT percentage (2.7)...McNair posted a string of *23 games in which he passed for at least 1 TD* (10/14/01-11/24/02), breaking Warren Moon's franchise mark of 21...He was also *1 of only 4 QBs in Houston/Tennessee history to pass for 3,000 yards in a season* (1998, 2001, 2002, 2003, 2005), joining Moon, George Blanda and Ken Stabler, and only the 2nd to reach the mark in 3 consecutive seasons (Moon, 1989-1991)...He became the youngest of the 4 to hit the 3,000-yard mark in 1998, and in 2002, at the age of 29, he became the *Titans' fran -*



In August 2005, McNair filled more than 2-dozen tractor trailers with relief supplies for Mississippi families affected by Hurricane Katrina. Also, Along with Green Bay Packers QB Brett Favre, McNair and his charitable foundation helped raise \$150,000 for schools in Mississippi.

STEVE MCNAIR 9

chise's youngest quarterback to reach 100 TD passes (Moon, 33)...With the Titans in 2005, McNair earned his **3rd Pro Bowl** berth while passing for 3,161 yards (5th-highest of his career), completing 61.3 percent of his passes (tied for the 4th-best of his career), 16 TDs and a 82.4 QB rating...While playing in just 8 games in 2004 due to a sternum injury, McNair still managed to complete 129 of 215 passes (60%) for 1,343 yards and 8 TDs...He also rushed for 128 yards and a TD...In 2003, he guided the Titans to the team's 4th playoff appearance in 5 seasons on his way to earning *Associated Press NFL co-MVP* (Peyton Manning) and **Pro Bowl starter** after leading the league with a 100.4 QB rating – the best single-season rating in Titans franchise history...Also was named *Sports Illustrated Player of the Year*, *SI All-Pro*, 2nd-team *AP All-Pro*, *Football Digest 2nd-team All-Pro* and captain of Howie Long's Tough Guy Team...Completed 250 of 400 passes for 3,215 yards, 24 TDs and 7 INTs in 2003...With a *league-high 8.04 yards per pass attempt*, he became the 1st AFC QB since Jim Harbaugh (8.20) in 1995 to finish the season averaging more than 8 yards per attempt...**Led the AFC (2nd in the NFL) with a 96.8 rating in the 4th quarter** and led the league with a 117.7 rating on 3rd down in 2003...With rushing totals of 38 carries for 138 yards and 4 TDs, **was 1 of only 2 NFL QBs (Brett Favre) to produce at least 1 TD in every game**...Started 14 games, sitting out contests against Buffalo (12/14) and Tampa Bay (12/28) with calf and ankle injuries...Established **career bests in completions (301), passing yards (3,387) and TDs (22) on 492 attempts (tied career high), leading Tennessee to the AFC South Division title in 2002**...Started all 16 games in 2002 and led the team to 10 victories in its last 11 games...Finished 3rd in NFL MVP voting behind Rich Gannon and Brett Favre and was named **All-Pro** by *Sports Illustrated's* Paul Zimmerman...In the final month of the season, McNair led the team to a perfect 5-0 December record without ever practicing during the stretch due to 3 separate injuries – turf toe, strained ribs and a sore back...Named **AFC Offensive Player of the Month in December** for his efforts...Directed 3 4th-quarter comeback wins during the 2002 season, giving him 13 for his career (enters 2006 with 19)...He posted a 100-or-above QB rating 6 times, and his 84.0 season passer rating was the 2nd best of his career as a full-time starter...Set a Titans' **franchise record with 23 consecutive games** in which he threw at least 1 TD pass (10/14/01-11/24/02)...Ranked 2nd in the AFC in passer rating (90.2), 4th in TDs (21) and completion percentage (61.3%), 5th in passing yards (3,350) and 1st in yards gained per pass (7.77) in 2001...Also became the 1st Titans QB since Warren Moon (21) in 1993 to throw for at least 20 TDs in a season...His 65.6% completion percentage and 102.9 quarterback rating led all NFL QBs in the last 10 games...In that same time frame, he recorded a TD-to-INT ratio better than 3-to-1 (17 TDs - 5 INTs)...McNair ranked 2nd on the team and 3rd among NFL QBs with 414 rushing yards...Named to his **1st-career Pro Bowl** in 2000 to replace Brian Griese (shoulder surgery) but was sidelined for the game due to his own shoulder injury...Completed 248 of 396 passes for 2,847 yards and matched a then-career high with 15 TD passes...Ranked 2nd on the team in rushing (404 yards), 4th in the AFC with a 92.6 passer rating on 3rd down and led the team to an 8-2 record against teams in the AFC Central...Helped lead the Titans to an AFC Championship, starting 11 games and completed 187 of 331 passes for 2,179 yards and 12 TDs in 1999...He was the only player to earn **Miller Lite NFL Player of the Week** honors twice (STL, 10/31/99 and Jax, 12/26/99) and just the 7th player ever to win the award twice in 1 season...Missed 5 games (9/19/99-10/17/99) following surgery on 9/19/99 to repair a ruptured disk in his lower back that caused him to miss 3 preseason games...McNair started all 16 games, en route to becoming the **youngest franchise QB and only the 4th overall to reach the 3,000-yard passing mark**, when he completed 289 of 492

DID YOU KNOW?

Over the last 6 seasons, McNair has the 6th-highest winning percentage of all active QBs.

Highest Starting QB Winning Percentage, 1999-2005

No.	Player	W	L	T	Pct.
1.	Tom Brady	58	20	0	.744
2.	Peyton Manning	77	35	0	.688
3.	Donovan McNabb	60	28	0	.682
4.	Michael Vick	31	19	1	.618
5.	Kurt Warner	42	27	0	.609
6.	Steve McNair	56	37	0	.602

for 3,228 yards and 15 TDs in 1998...Also *led all NFL QBs for the 2nd consecutive season with 559 rushing yards* and, for the 2nd consecutive season, helped the team *set a franchise mark for fewest INTs in a season (10), throwing only 5 INTs in the season's final 11 games*...Ranked 4th in the NFL in 3rd-down completion percentage (62.3%) and led the team to 9 scores in the last 2 minutes of the half or game, including 2 game-winning drives vs. Pit. (11/15/98) and at Jax. (12/13/98)...In his 1st full season as a starter, in 1997, McNair completed 216 of 415 pass attempts for 2,665 yards, 14 TDs and 13 INTs...Led the team with 8 rushing TDs and ranked 2nd in rushing yards with 674, the 3rd-most in NFL history by a QB at the time...His *6.7 yards-per-carry average led all NFL rushers*...Saw action in 9 games, starting 4 in 1996, completing 61.5% of his passes (88 of 143) for 1,197 yards, 6 TDs and 4 INTs while posting a 90.6 QB rating...Also rushed 31 times for 169 yards (5.5 avg.) and 2 TDs during the '96 season...Played in 4 games, starting 2 as a rookie in 1995...Completed 41 of 80 passes for 569 yards, 3 TDs and 1 INT, while rushing 11 times for 38 yards; was 2-0 as a starter.

2005: (with Tennessee) Started 14 games and earned his *3rd Pro Bowl* nod, completing 292 of 476 passes for 3,161 yards (5th-most of his career)...He also eclipsed 3,000 passing yards for the 5th time in his career...Threw 16 TDs and posted a 82.4 QB rating...**2005 SEASON HIGHLIGHTS:** Recorded 11th-career 300-yard game, going 23-of-38 for 310 yards with 2 TDs and no INTs in **game 14 vs. Sea. (12/18)**...He also eclipsed 3,000 passing yards in a season for the 5th time in his career and 4th time in the last 5 seasons against Seattle...Was 23-of-41 for 343 yards (4th-highest total of his career) and 3 TDs in **game 11 vs. SF (11/27)**...The 49ers' game marked the 10th-career 300-yard game and 14th 3-TD game of career...Became 49th player in NFL history and 2nd player in Titans franchise history to surpass 25,000 passing yards during a career in **game 5 at Hou. (10/9)**, when he completed 22 of 31 passes for 220 yards and 2 TDs (112.3 rating)...He also rushed for a 1-yard score, making it his 8th-career game with at least 2 TD passes and 1 rushing TD...Also became 49th player in NFL history and 2nd player in Houston/Tennessee franchise history to surpass 25,000 career passing yards...Was 18-of-30 for 208 yards in the 13-10 win in **game 2 vs. Hou. (9/18)**...*For 19th time of his career, McNair led the Titans on a drive in which the team scored go-ahead or tying points within the final 2 minutes of regulation or OT*; the drive was 10 plays, 70 yards, culminating with a FG with 10 seconds remaining.

2004: (with Tennessee) Played and started in 8 games, missing 8 contests with a sternum injury...Became franchise's all-time leader in wins by a starting QB, finishing his 10th season with 72 wins, which surpassed Warren Moon's previous franchise record of 70 wins...Threw for 1,343 yards and 8 TDs, and adding 128 yards and 1 TD on 23 rushing attempts and also scored a 2-point conversion (11/21 at Jax.)...**2004 SEASON HIGHLIGHTS:** Underwent surgery on 12/28 for a sternum injury...Rallied team from a late 15-10 4th quarter deficit to an 18-15 win in **game 10 at Jax. (11/21)**, as he completed 18 of 30 passes for 209 yards and 1 TD...On the game-winning drive, McNair completed 3 of 5 passes for 55 yards, including a 21-yard completion to Erron Kinney on 4th-and-1...The game was the 20th of his career in which he led his team to victory after facing a 4th-quarter deficit or tie...Completed 15-of-26 passes for 206 yards and 2 TDs in a 48-27 win on Monday Night Football in **game 5 at GB (10/11)**, recording his 71st-career win as a starting QB, surpassing Warren Moon (70) for 1st place in Houston/Tennessee franchise history...The team's 48 points set a Lambeau Field record for a visiting team.

2003: (with Tennessee) Named *AP NFL co-MVP* (Peyton Manning) and *Pro Bowl starter* after leading the league with a 100.4 QB rating – the best single-season rating in Titans franchise history... Also was named *Sports Illustrated Player of the Year*, *SI All-Pro*, *2nd-team AP All-Pro*, *Football Digest 2nd-team All-Pro* and captain of Howie Long's Tough Guy Team...Completed 250 of 400 passes for 3,215 yards, 24 TDs and only 7 INTs...With a league-high 8.04 yards per pass attempt, became the 1st AFC QB since Jim Harbaugh (8.20) in 1995 to finish the season averaging more than 8 yards per attempt...Led the AFC (2nd in the NFL) with a 96.8 rating in the 4th quarter and led the league with a 117.7 rating on 3rd down...With rushing totals of 38 carries for 138 yards and 4 TDs, was 1 of only 2 NFL QBs (Brett Favre) to produce at least 1 TD in every game he played...Started 14 games, sitting out contests against Buffalo (12/14) and Tampa Bay (12/28) with calf and ankle injuries...**2003 SEASON HIGHLIGHTS:** Led the Titans to a last minute 27-24 win in **game 15 at Hou. (12/21)**, as he completed 17 of 36 passes for 268 yards and 2 TDs...Trailing 24-20 with 1:42 remaining, led team on a 8-play, 75-yard drive, culminating with a 23-yard TD pass to WR Drew Bennett on 4th down with 0:17 remaining...Also completed the 2nd-longest pass of his career in the 2nd quarter with a 73-yard bomb to WR Justin McCareins...Named *AFC Offensive*

STEVE M^CNAIR 9

Player of the Month for October after a 4-game stretch in which he completed 74 of 121 passes for 1,158 yards and 5 TDs to go along with 3 rushing TDs...Named the *FedEx Air NFL Player of the Week* by *NFL.com* after setting a new **career high with 421 passing yards** and completing TD passes of 32, 46 and 50 yards to WR Derrick Mason in **game 6 vs. Hou. (10/12)**...Completed 15 of 16 passes for 161 yards (long of 42) and 3 TDs to set **new career highs in completion percentage (93.8)** and **passer rating (148.2)** as a starter in **game 4 at Pit. (9/28)**, as he connected on his final 11 attempts of game...His passer rating of 146.8 was the 3rd best of his career...That game marked the 5th time since 1970 that an NFL QB passed for 400 yards with 18 or fewer completions...Led the team to a 27-12 win with TD passes to Justin McCareins and Drew Bennett 1 week after dislocating his right 4th finger and surpassed 20,000 yards passing for his career, becoming the youngest of 5 players in NFL history to pass for 20,000 yards and rush for 3,000 yards in **game 3 vs. NO (9/21)**.

2002: (with Tennessee) Established **career bests in completions (301), passing yards (3,387) and TDs (22) on 492 attempts (tied career high)**, as he led Tennessee to the AFC South Division title...Started all 16 games and guided the team to 10 victories in its last 11 games...Finished 3rd in NFL MVP voting behind Rich Gannon and Brett Favre and was named **All-Pro** by *Sports Illustrated*'s Paul Zimmerman...In the final month of the season, M^CNair led the team to a perfect 5-0 December record without ever practicing during the stretch due to 3 separate injuries – turf toe, strained ribs and a sore back...Named **AFC Offensive Player of the Month in December** for his efforts...Directed 3 4th-quarter comeback wins during the season, giving him 13 for his career...He posted a 100-or-above QB rating 6 times, and his 84.0 season passer rating was, at the time the 2nd best of his career as a full-time starter...Set a Titans' franchise record with 23 consecutive games in which he threw at least 1 TD pass (10/14/01-11/24/02)...**2002 SEASON HIGHLIGHTS:** Passed for 338 yards and 2 TDs in an **AFC Divisional Playoff win against Pit. (1/11/03)**...Added an 8-yard TD run and 6 of his 8 rushes resulted in 1st downs, 5 of which came on 3rd down...Led the team to a 32-29 OT win, as he went 30-of-43 for 334 yards, 3 TDs and no INTs in **game 12 at the NYG (12/1)**...M^CNair did not practice during the week prior to the Giants' game due to a rib strain suffered the previous week and was listed as questionable up until kickoff, but played and completed passes to 9 different receivers, with TD passes of 6 yards to Derrick Mason, 26 yards to Drew Bennett and 9 yards to TE Frank Wycheck...He also led 2 successful 2-minute drives, 1 at the end of the 1st half (Bennett TD) and the 2nd to tie the game with 9 seconds remaining in regulation (Wycheck TD)...Completed 7 of 11 passes for 70 yards during a game-tying 4th-quarter drive...After Wycheck's TD with 9 seconds remaining in regulation against New York, trailing 29-27, M^CNair scored a 2-point conversion on a QB draw, then in OT, completed 3 of 4 passes for 47 yards before Joe Nedney hit the game-winning FG...It was M^CNair's 3rd 4th-quarter comeback of the season and the 13th of his career...Surpassed Warren Moon to break a franchise record with 22 consecutive games with at least 1 TD pass, as he went 10-of-21 for 109 yards and 2 TDs in **game 9 vs. Hou. (11/10)**...M^CNair broke the record with a 13-yard strike to Mason in the 1st quarter, which was also M^CNair's **100th-career TD pass**...Earned **AFC Offensive Player of the Week** honors after leading the team to its 2nd 14-point comeback victory of the season, passing for 215 yards and 3 TDs with no INTs (16-of-27 passing) in **game 7 at Cin. (10/27)**...He completed 9 of 12 passes for 158 yards and 3 TDs in the 2nd half alone.

2001: (with Tennessee) Ranked 2nd in the AFC in passer rating (90.2), 4th in TDs (21) and completion percentage (61.3%), 5th in passing yards (3,350) and 1st in yards gained per pass (7.77)...Also became the **1st Titans QB since Warren Moon (21) in 1993 to throw for at least 20 TDs in a season**...His 65.6% completion percentage and **102.9 QB rating led all NFL QBs in the last 10 games**...In that same time frame, he recorded a TD-to-INT ratio better than 3-to-1 (17 TDs -

DID YOU KNOW?

M^CNair is 1 of only 5 QBs in history to have thrown for at least 20,000 yards and run for 3,000 yards or more: Hall of Famers John Elway, Fran Tarkenton and Steve Young, plus Randall Cunningham are the others.

Entering 2006, M^CNair has thrown for 27,141 yards and has gained 3,439 yards rushing.



5 INTs)...M^CNair ranked 2nd on the team and 3rd among NFL QBs with 414 rushing yards...**2001 SEASON HIGHLIGHTS:** Was named *AFC Offensive Player of the Week* for the 2nd time of the season (3rd time of career) as he set a career high with a 147.7 passer rating, and went 11-of-17 for 244 yards and 3 TDs with no INTs in **game 11 at Cle. (12/2)**, a contest he temporarily left when Browns LB Jamir Miller stepped on him, causing an elbow contusion...Named *AFC Offensive Player of the Week* following his performance in **game 7 vs. Jax. (11/4)**, when he passed for 2 TDs, rushed for 2 scores and scored on a 1-yard sneak with 44 seconds remaining in the game to provide a 28-24 win...Eight of his 10 rushing attempts resulted in 1st downs...It also marked the 2nd time in his career that he both passed and rushed for 2 TDs and the 3rd come-from-behind victory of the season (10th of career)...Recorded his 2nd comeback in as many weeks, helping Tennessee to a 27-24 win in **game 6 at Det. (10/21)**...His 22-yard run in the final minute against the Lions set up Joe Nedney's FG with 4 seconds remaining.

2000: (with Tennessee) Named to his *1st-career Pro Bowl* to replace Brian Griese (shoulder surgery) but was sidelined for the game due to his own shoulder injury...Completed 248 of 396 passes for 2,847 yards and matched a then-career high with 15 TD passes...Ranked 2nd on the team in rushing (404 yards), 4th in the AFC with a 92.6 passer rating on 3rd down and led the team to an 8-2 record against teams in the AFC Central...**2000 SEASON HIGHLIGHTS:** Directed his 2nd comeback victory of the season with a 10-play, 62-yard drive that culminated in a 29-yard FG to win the game with 4 seconds left in regulation in **game 9 vs. Pit. (11/5)**...On the drive, with less than 2 minutes remaining, M^CNair connected on a 17-yard completion to WR Derrick Mason on 4th-and-8...Threw for 3 TDs and led the team to 4 scoring drives of at least 80 yards (80, 98, 80, 80) in **game 4 vs. NYG (10/1)**...Although he was not supposed to play due to a sternum injury, M^CNair was called upon in the game's final moments after Neil O'Donnell was injured in **game 3 at Pit. (9/24)**...He drove the team 55 yards in 4 plays, completing 3 passes for 55 yards, including an 18-yard TD to Erron Kinney to win the game.

1999: (with Tennessee) Helped *lead the Titans to an AFC Championship* as he started 11 games and completed 187 of 331 passes for 2,179 yards and 12 TDs...He was the only player to earn the *Miller Lite NFL Player of the Week honors twice* (STL, 10/31 and Jax., 12/26) and just the 7th player ever to win the award twice in 1 season...Missed 5 games (9/19-10/17) following surgery on 9/19 to repair a ruptured disk in his lower back that caused him to miss 3 preseason games...**1999 SEASON HIGHLIGHTS:** Established a *new Super Bowl record among QBs with 64 rushing yards* on 8 carries, including the longest rush by a QB, 23 yards, in addition to going 22-of-36 for 240 yards (61%) in **Super Bowl XXXIV against STL (1/30/00)**...Helped the team erase a 16-0 2nd-half deficit, falling 1 yard short of the end zone on the final play of a 23-16 loss...Threw for 112 yards and 1 TD (his *1st-career postseason TD pass*) to WR Yancey Thigpen in the **AFC Championship win at Jax. (1/23/00)**...Also rushed for 91 yards and 2 TDs on 9 carries, including a 51-yard scramble against the Jaguars...Threw for *career-high 5 TDs*, with no INTs and 291 yards on 23-of-33 (69.7%) passing in **game 15 vs. Jax. (12/26)**...Became only the 3rd QB in franchise history to pass for 5 or more TDs in a game, joining George Blanda (5 times) and Warren Moon (3 times)...Was also the *only NFL QB in '99 to throw 5 TDs and the 1st in the AFC since Moon (Seattle) in 1997*...His TD passes went to 5 different receivers, including WR Isaac Byrd, with a season-long 65-yard TD.

1998: (with Tennessee) M^CNair started all 16 games, en route to becoming the *youngest franchise QB and only the 4th overall to reach the 3,000-yard passing mark*, as he went 289-of-492 for 3,228 yards and 15 TDs...Also led all NFL QBs for the 2nd consecutive season with 559 rushing yards and for the 2nd consecutive year helped the team set a *franchise mark for fewest INTs in a season (10)*, throwing only 5 INTs in the season's final 11 games...Ranked 4th in the NFL in 3rd-down completion percentage (62.3%) and led the team to 9 scores in the last 2 minutes of the half or game, including 2 game-winning drives vs. Pit. (11/15) and at Jax. (12/13)...**1998 SEASON HIGHLIGHTS:** Went 29-of-49 (59.2%) for 263 yards and 3 TDs and rushed 9 times for 49 yards in **game 15 at GB (12/20)**...Was 9-of-16 for 123 yards passing and registered a career-high 95 rushing yards, including a *career-long 71-yard scramble* for a TD in **game 9 at TB (11/8)**...Posted a 133.5 QB passer rating as he went 16-of-21 (76.2%) for 277 yards and a TD (also rushed for 16 yards and a TD in **game 6 vs. Cin. (10/18)**).

1997: (with Tennessee) His 1st full season as a starter, M^CNair completed 216 of 415 pass attempts for 2,665 yards, 14 TDs and 13 INTs, as he set a franchise mark for the fewest INTs in a single sea-

STEVE M^CNAIR 9

son...Also led the team with 8 rushing TDs and ranked 2nd in rushing yards with 674, the 3rd-most in NFL history by a QB at the time...His 6.7 yards-per-carry average led all NFL rushers...**1997 SEASON HIGHLIGHTS:** Combined for 4 TDs as he was an efficient 9-of-17 (53%) for 146 yards and 2 TDs, while rushing 6 times for 70 yards (11.6 avg.) and 2 TDs in **game 8 at Ari. (10/26)**...Completed 16 of 30 passes for 199 yards and a then-career-high 3 TDs with no INTs in **game 6 vs. Cin. (10/12)**.

1996: (with Houston) Saw action in 9 games, starting 4 and completed 61.5% of his passes (88-of-143) for 1,197 yards, 6 TDs and 4 TDs while posting a 90.6 QB rating...Also rushed 31 times for 169 yards (5.5 avg.) and 2 TDs...**1996 SEASON HIGHLIGHTS:** Was 24-of-37 for 308 yards (his 1st-career 300-yard passing game) with 1 TD and 1 INT in **game 14 vs. Jax. (12/8)**...Connected on a career-long 83 yard TD strike to WR Chris Sanders en route to passing for 142 yards and 2 TDs in **game 13 at NYJ (12/1)**.

1995: (with Houston) Played in 4 games, starting 2 as a rookie...Completed 41 of 80 passes for 569 yards, 3 TDs and 1 INT, while rushing 11 times for 38 yards as he went 2-0 as a starter...Was 12-of-26 for 168 yards and 1 TD in a 28-17 win in the **season finale at Buf. (12/24)**...**Started his 1st-career game** and went 13-of-27 197 yards, 1 TD and no INTs, and also rushed 3 times for 13 yards in a 23-6 win in **game 15 vs. NYJ (12/17)**...Threw his **1st-career TD pass**, going 16-of-27 for 203 yards in **game 14 vs. Det. (12/10)**.

COLLEGE, PERSONAL: Regarded as 1 of the top QBs in college football history and became the only player in NCAA history to gain more than 16,000 yards (16,823) in total offense during his college career at Alcorn State...Also set collegiate records by averaging 400.5 yards in total offense per game and 8.18 yards gained per pass play for his career...Set a NCAA single-season record by averaging 527.2 yards of total offense per game as a senior...Owns every Alcorn State game, season and career passing and total offense record after posting career numbers of 928-of-1,673 (55.5 percent) for 14,496 yards in passing, with 119 TDs and 58 INTs...Became only the 3rd player in Div. I-AA history to throw for 100 TDs, and added 2,327 yards and 33 TDs on 375 rushing attempts (6.2 avg.)...Was a unanimous All-America choice and earned 1st-team All-Southwestern Athletic Conference honors for the 4th consecutive year as a senior...Won the Walter Payton Award (top Div. I-AA player), Eddie Robinson Trophy (top player in black college ranks) and finished 3rd in the Heisman Trophy race, making him the 1st Div. I-AA player to rank in top 5 in voting for the award since Jerry Rice (Mississippi Valley, 1985)...Broke several NCAA, conference and school marks as a senior by completing 304 of 530 passes (57.4%) for 4,863 yards and 44 TDs...Set a Div. I-AA record with 649 yards of offense (491 pass, 156 rush) and added 8 passing TDs in 54-28 win over Tenn.-Chattanooga...Closed out his college career by setting Div. I-AA playoff records for pass attempts (82) and completions (52), while racking up 514 yards and 3 TDs versus Youngstown State...Became 1 of only 3 Alcorn State football players to have his jersey retired, joining Jack Spinks and M^CNair's brother, Fred...Majored in physical education...Honored by Alcorn State declaring Jan. 30, 2000, "Steve M^CNair Day" after he led the Titans to Super Bowl XXXIV...Named All-State and *SuperPrep* All-American as a QB and DB for the Pirates of Mount Olive (MS) HS...Tied a Mississippi HS (Terrell Buckley) record of 30 INTs, including 15 as a senior...Also played basketball and baseball (drafted by the Seattle Mariners as a pitcher in the 35th round - 916th overall of the 1990) in HS...Since 2001, has hosted annual Steve M^CNair Golf Classic in Gulfport, MS and Nashville, TN to benefit the **Steve M^CNair Foundation**, which provides financial assistance to Boys & Girls Clubs in Mississippi and Tennessee and grants scholarships for M^CNair's football camps in Nashville TN and Hattiesburg, MS...Also hosts Steve M^CNair Football Camps in Nashville every summer...Named Nashville Sports Council's Sports Person of the Year for 2001, 2002 and 2003...Named to Mississippi Sports Hall of Fame in April 2004...Presented a \$30,000 check to the Boys & Girls Club of Covington County, MS in May 2004...Gave away 280 turkeys during the 2005 Thanksgiving holiday to representatives from United Way's 14 Family Resource Centers on behalf of his foundation...Presented a \$30,000 in total checks to five Middle Tennessee charities in May 2005 through his foundation...In August 2005, M^CNair filled more than 2-dozen tractor trailers with relief supplies for Mississippi families affected by Hurricane Katrina...Along with Green Bay Packers QB Brett Favre, M^CNair and his charitable foundation helped raise \$150,000 for schools in Mississippi...Has a website: officialstevemcnair.com...Steve and his wife Mechelle, have 4 sons: Junior (9/10/91), Steven (3/11/94), Tyler (8/22/98) and Trenton (1/23/04)...Full name: Steve LaTreal M^CNair.

STEVE MCNAIR 9

2005

Game-by-Game

Titans

PASSING

Date/Opp.	Att.	Comp.	Yards	Pct.	Att.	TD	Int.	LG	Sack/ Yards	Rating	RUSHING Att.	Yards	Avg.	LG	TD
9/11 @ Pit.	26	18	219	69.2	8.4	1	1	53	3/13	91.7	2	-1	-0.5	0	0
9/18 vs. Bal.	36	19	195	52.8	5.4	1	0	35	1/2	77.9	3	2	0.7	4	0
9/25 @ STL	39	24	261	61.5	6.7	2	2	43	2/13	77.0	1	4	4.0	4	0
10/2 vs. Ind.	37	28	220	75.7	5.9	1	1	20	2/16	87.7	4	40	10.0	12	0
10/9 @ Hou.	31	22	220	71.0	7.1	2	0	41	0/0	112.3	1	1	1.0	11	1
10/16 vs. Cin.	41	26	259	63.4	6.3	0	2	27	0/0	60.9	2	7	3.5	5	0
10/23 @ Ari.	INACTIVE - BACK														
10/30 vs. Oak.	40	26	229	65.0	5.7	1	0	31	6/43	88.4	5	41	8.2	19	0
11/6 @ Cle.	41	18	235	43.9	5.7	1	1	29	1/10	60.5	1	2	2.0	2	0
11/20 vs. Jax.	30	20	208	66.7	6.9	2	1	21	3/17	94.9	1	2	2.0	2	0
11/27 vs. SF	41	23	343	56.1	8.4	3	1	57	0/0	97.9	3	0	0.0	2	0
12/4 @ Ind.	33	22	220	66.7	6.7	0	0	23	2/20	85.4	2	3	1.5	3	0
12/11 vs. Hou.	30	18	208	60.0	6.9	0	0	42	0/0	81.0	4	17	4.3	18	0
12/18 vs. Sea.	38	23	310	60.5	8.2	2	0	35	0/0	104.1	2	13	6.5	11	0
12/24 @ Mia.	13	5	34	38.5	2.6	0	2	9	0/0	7.1	1	8	8.0	8	0
1/1/06 @ Jax.	INACTIVE - PECTORAL MUSCLE														
Totals	476	292	3,161	61.3	6.6	16	11	57	20/134	82.4	32	139	4.3	19	1

2004

Game-by-Game

Titans

PASSING

Date/Opp.	Att.	Comp.	Yards	Pct.	Att.	TD	Int.	LG	Sack/ Yards	Rating	RUSHING Att.	Yards	Avg.	LG	TD
9/12 @ Mia.	14	9	73	64.3	5.2	1	0	19	2/12	101.2	2	11	5.5	9	0
9/19 vs. Ind.	39	25	273	64.1	7.0	0	1	33	3/41	74.0	2	2	1.0	11	1
9/26 vs. Jax.	26	16	143	61.5	5.5	0	1	27	3/13	60.3	3	18	6.0	14	0
10/3 @ SD	INACTIVE - STERNUM														
10/11 @ GB	26	15	206	57.7	7.9	2	0	30	0/0	108.8	7	36	5.1	16	0
10/17 vs. Hou.	41	19	210	46.3	5.1	1	4	22	1/6	30.6	4	33	8.3	23	0
10/24 @ Min.	5	2	2	40.0	0.4	0	0	5	0/0	47.9	0	0	0.0	0	0
10/31 vs. Cin.	INACTIVE - STERNUM														
11/14 vs. Chi.	DID NOT PLAY														
11/21 @ Jax.	30	18	209	60.0	6.9	1	2	37	3/17	64.4	2	4	2.0	5	0
11/28 @ Hou.	34	25	227	73.5	6.7	3	1	18	1/6	108.3	3	24	8.0	14	0
12/5 @ Ind.	INACTIVE - STERNUM														
12/13 vs. KC	INACTIVE - STERNUM														
12/19 @ Oak.	DID NOT PLAY - STERNUM														
12/25 vs. Den.	INACTIVE - STERNUM														
1/2/05 vs. Det.	INACTIVE - STERNUM														
Totals	215	129	1,343	60.0	6.3	8	9	37	13/95	73.1	23	128	5.6	23	1

2003

Game-by-Game

Titans

PASSING

Date/Opp.	Att.	Comp.	Yards	Pct.	Att.	TD	Int.	LG	Sack/ Yards	Rating	RUSHING Att.	Yards	Avg.	LG	TD
9/7 vs. Oak.	38	25	269	65.8	7.1	2	1	28	1/11	93.0	2	19	9.5	10	0
9/14 @ Ind.	24	15	138	62.5	5.8	1	0	27	3/13	92.0	0	0	0.0	0	0
9/21 vs. NO	33	22	252	66.7	7.6	2	0	35	2/1	109.7	4	7	1.8	6	0
9/28 @ Pit.	16	15	161	93.8	10.1	3	0	42	1/3	148.2	2	5	2.5	4	0
10/5 @ NE	45	23	360	51.1	8.0	0	1	45	2/19	68.8	6	18	3.0	11	2
10/12 vs. Hou.	27	18	421	66.7	15.6	3	0	50	1/0	146.8	5	2	0.4	3	0
10/19 @ Car.	22	12	190	54.5	8.6	1	0	48	3/26	98.7	2	30	15.0	23	1
10/26 @ Jax.	27	21	187	77.8	6.9	1	1	27	0/0	92.4	0	0	0.0	0	0
11/9 vs. Mia.	23	17	201	73.9	8.7	2	0	46	0/0	129.1	2	3	1.5	3	0
11/16 vs. Jax.	25	13	166	52.0	6.6	1	1	33	2/16	69.8	5	21	4.2	11	0
11/23 @ Atl.	11	9	95	81.8	8.6	2	0	27	1/9	142.2	2	9	4.5	9	0
12/1 @ NYJ	35	21	272	60.0	7.8	2	2	59	2/9	79.7	2	-1	-0.5	0	0
12/7 vs. Ind.	38	22	235	57.9	6.2	2	0	29	1/1	93.6	3	20	6.7	10	1
12/14 vs. Buf.	DID NOT PLAY														
12/21 @ Hou.	36	17	268	47.2	7.4	2	1	73	0/0	79.4	3	5	1.7	6	0
12/28 vs. TB	DID NOT PLAY														
Totals	400	250	3,215	62.5	8.0	24	7	731/108	100.4	38	138	3.6	23	4	0
Playoffs															
1/3/04 @ Bal.	23	14	159	60.9		1	3	49	0/0	56.5	4	16	4.0	9	0
1/10/04 @ NE	26	18	210	69.2		1	1	30	3/10	90.2	2	11	5.5	12	0
Totals	49	32	369	65.3		2	4	49	3/10	67.5	6	27	4.5	12	0

STEVE MCNAIR

STEVE MCNAIR 9

2002

Game-by-Game

Titans

PASSING

Date/Opp.	Att.	Comp.	Yards	Pct.	Att.	TD	Int.	LG	Sack/ Yards	Rating	RUSHING Att.	Yards	Avg.	LG	TD
9/8 vs. Phi.	34	24	269	70.6	7.9	2	1	39	1/2	101.2	5	24	4.8	17	0
9/15 @ Dal.	38	20	226	52.6	5.9	1	1	40	3/24	68.5	4	23	5.8	9	0
9/22 vs. Cle.	23	15	107	65.2	4.7	2	0	16	1/6	104.8	5	17	3.4	12	0
9/29 @ Oak.	46	32	398	69.6	8.7	2	4	49†	2/11	74.4	1	6	6.0	6	0
10/6 vs. Was.	39	24	245	61.5	6.3	1	3	31	4/15	56.0	3	26	8.7	11†	1
10/13 vs. Jax.	36	26	226	72.2	6.3	1	0	20	1/8	97.7	5	22	4.4	15	0
10/27 @ Cin.	27	16	215	59.3	7.9	3	0	39†	1/7	121.7	6	28	4.7	21	0
11/3 @ Ind.	19	14	82	73.7	4.3	1	0	14	1/5	99.0	6	13	2.2	12	0
11/10 vs. Hou.	21	10	109	47.6	5.2	2	2	20	0/0	55.6	8	46	5.8	22	0
11/17 vs. Pit.	33	18	257	54.5	7.8	2	0	55	0/0	100.2	9	24	2.7	12	0
11/24 @ Bal.	43	21	283	48.8	6.6	0	3	40	1/15	41.1	4	14	3.5	9	0
12/1 @ NYG	43	30	334	69.8	7.8	3	0	26†	1/0	115.8	4	38	9.5	13	0
12/8 vs. Ind.	23	19	237	82.6	10.3	1	0	42†	1/8	124.1	5	49	9.8	18	0
12/16 vs. NE	24	11	136	45.8	5.7	0	1	20	2/9	46.5	6	49	8.2	23	2
12/22 @ Jax.	21	13	115	61.9	5.5	1	0	18	0/0	92.4	8	58	7.3	26	0
12/29 @ Hou.	22	8	148	36.4	6.7	0	0	53	2/11	60.4	3	3	1.0	5	0
Totals	492	301	3,387	61.2	6.9	22	15	55	21/121	84.0	82	440	5.4	26	3

Playoffs

1/11/03 vs. Pit.	44	27	338	61.4		2	2	39	1/7	81.4	8	29	3.6	8	1
1/19/03 @ Oak.	36	21	194	58.3		1	0	33	2/20	82.4	5	53	10.6	16	2
Totals	80	48	532	60.0		3	2	39	3/27	81.9	13	82	6.3	16	3

2001

Game-by-Game

Titans

PASSING

Date/Opp.	Att.	Comp.	Yards	Pct.	Att.	TD	Int.	LG	Sack/ Yards	Rating	RUSHING Att.	Yards	Avg.	LG	TD
9/9 vs. Mia.	19	7	118	36.8	6.2	1	1	33	1/9	54.3	5	27	5.4	14	0
9/23 @ Jax.									INACTIVE - SHOULDER						
10/7 @ Bal.	32	17	154	53.1	4.8	0	1	27	3/16	53.4	3	12	4.0	6	0
10/14 vs. TB	23	15	230	65.2	10.0	1	1	36	2/16	94.5	9	54	6.0	22	1
10/21 @ Det.	35	15	216	42.9	6.2	1	2	50	1/10	49.2	5	48	9.6	22	0
10/29 @ Pit.	23	14	175	60.9	7.6	1	2	44	3/18	62.8	6	6	1.0	4	0
11/4 vs. Jax.	34	27	241	79.4	7.1	2	0	22	4/25	115.8	10	74	7.4	16	2
11/12 vs. Bal.	48	27	256	56.3	5.3	1	0	27	6/28	78.1	6	19	3.2	9	0
11/18 @ Cin.	25	16	172	64.0	6.9	1	1	28†	1/8	80.8	5	68	13.6	24	0
11/25 vs. Pit.	37	23	334	62.2	9.0	2	2	68†	2/10	87.0	5	18	3.6	12	1
12/2 @ Cle.	17	11	244	64.7	14.4	3	0	71†	0/0	147.7	2	10	5.0	6	0
12/9 @ Min.	33	25	302	75.8	9.2	2	0	36	4/31	123.5	4	22	5.5	9	0
12/16 vs. GB	35	25	283	71.4	8.1	2	0	35†	4/27	114.3	2	-1	-0.5	0	0
12/22 @ Oak.	27	15	178	55.6	6.6	1	2	30†	3/19	57.3	6	16	2.7	6	0
12/30 vs. Cle.	25	16	274	64.0	10.9	2	0	59†	1/10	127.8	5	34	6.8	9	0
1/6/02 vs. Cin.	18	11	173	61.1	9.6	1	0	41†	2/24	111.6	2	7	3.5	6†	1
Totals	431	264	3,350	61.3	7.8	21	12	71†	37/251	90.2	75	414	5.5	24	5

2000

Game-by-Game

Titans

PASSING

Date/Opp.	Att.	Comp.	Yards	Pct.	Att.	TD	Int.	LG	Sack/ Yards	Rating	RUSHING Att.	Yards	Avg.	LG	TD
9/3 @ Buf.	31	17	152	54.8	4.9	0	1	22	4/33	54.8	2	15	7.5	15	0
9/10 vs. KC	18	11	93	61.1	5.2	0	2	15	2/5	35.0	7	42	6.0	11	0
9/24 @ Pit.	3	3	55	100.0	18.3	1	0	22	0/0	158.3	2	8	4.0	9	0
10/1 vs. NYG	35	24	293	68.6	8.4	3	0	29†	2/9	122.7	4	21	5.3	11	0
10/8 @ Cin.	31	19	230	61.3	7.4	1	1	40	2/16	81.4	5	17	3.4	9	0
10/16 vs. Jax.	21	13	234	61.9	11.1	2	0	54	0/0	131.8	6	4	0.8	5	0
10/22 @ Bal.	21	11	101	52.4	4.8	1	1	46	0/0	61.8	7	33	4.7	25	0
10/30 @ Was.	18	14	96	77.8	5.3	1	0	18†	1/3	107.4	3	16	5.3	10	0
11/5 vs. Pit.	31	20	227	64.5	7.3	0	1	40	1/11	72.9	5	50	10.0	18	0
11/12 vs. Bal.	34	21	228	61.8	6.7	2	0	38	1/4	101.1	4	34	8.5	20	0
11/19 vs. Cle.	25	16	204	68.0	8.9	0	3	28	3/12	56.2	8	51	6.4	23	0
11/26 @ Jax.	24	13	228	54.2	9.5	0	0	37	2/11	86.8	5	46	9.2	16	0
12/3 @ Phi.	37	23	210	62.2	5.7	0	0	22	2/11	77.5	4	17	4.3	14	0
12/10 vs. Cin.	26	16	229	61.5	8.8	3	0	56†	2/14	128.5	3	10	3.3	9	0
12/17 @ Cle.	18	10	79	55.6	4.4	0	1	33	2/12	43.5	2	9	4.5	9	0
12/25 vs. Dal.	23	17	188	73.9	8.2	1	2	34	1/1	76.0	5	30	7.8	16	0
Totals	396	248	2,865	62.9	7.2	15	12	56†	25/142	84.6	72	403	5.6	25	0

Playoffs

1/7/01 vs. Bal.	46	24	176	52.2	3.8	0	1	17	1/4	52.5	5	31	6.2	11	0
Totals	46	24	176	52.2	3.8	0	1	17	1/4	52.5	5	31	6.2	11	0

STEVE MCNAIR

STEVE MCNAIR 9

1999

Game-by-Game

Titans

PASSING

Date/Opp.	Att.	Comp.	Yards	Pct.	Att.	TD	Int.	LG	Sack/ Yards	Rating	RUSHING Att.	Yards	Avg.	LG	TD
9/12 vs. Cin.	32	21	341	65.6	10.7	3	3	471	2/7	119.4	6	27	4.5	10	1
9/19 vs. Cle.									INACTIVE - BACK						
9/26 @ Jax.									INACTIVE - BACK						
10/3 @ SF									INACTIVE - BACK						
10/10 vs. Bal.									INACTIVE - BACK						
10/17 @ NO									INACTIVE - BACK						
10/31 vs. STL	29	13	186	44.8	6.4	2	0	34	1/8	89.1	12	36	3.0	13	1
11/7 @ Mia.	42	22	205	52.4	4.9	0	3	40	4/15	36.3	7	33	4.7	13	0
11/14 @ Cin.	25	12	103	48.0	4.1	0	0	20	1/5	59.2	5	14	2.8	9	1
11/21 vs. Pit.	26	14	149	53.8	5.7	0	1	46	0/0	54.8	10	20	2.0	8	2
11/28 @ Cle.	36	18	179	50.0	4.9	0	0	27	0/0	64.5	7	45	6.4	12	1
12/5 @ Bal.	48	28	288	58.3	6.0	0	2	32	4/19	58.3	6	33	5.5	12	0
12/9 vs. Oak.	20	12	114	60.0	5.7	0	1	23	2/11	55.0	4	5	1.3	6	1
12/19 vs. Atl.	29	15	216	51.7	7.4	1	0	48	2/9	87.7	9	76	8.4	38	1
12/26 vs. Jax.	33	23	291	69.7	8.8	5	0	65	0/0	136.5	4	34	8.5	12	0
1/2/00 @ Pit.	11	9	107	81.8	9.7	1	0	19	0/0	137.5	2	14	7.0	7	0
Totals	331	187	2,179	56.5	6.6	12	8	651	16/74	78.6	72	337	4.7	38	8

Playoffs

1/8/00 vs. Buf.	24	13	76	54.2	3.2	0	1	14	3/21	43.1	6	19	3.2	10	1
1/16/00 @ Ind.	24	13	112	54.2	4.7	0	0	26	0/0	66.7	7	35	5.0	29	0
1/23/00 @ Jax.	23	14	112	60.9	4.7	1	1	15	1/0	69.5	9	91	10.1	51	2
1/30/00 vs. STL	36	22	214	61.1	5.9	0	0	32	1/6	77.8	8	64	8.0	23	0
Totals	107	62	514	57.9	4.8	1	2	32	5/27	65.7	30	209	6.9	51	3

1998

Game-by-Game

Titans

PASSING

Date/Opp.	Att.	Comp.	Yards	Pct.	Att.	TD	Int.	LG	Sack/ Yards	Rating	RUSHING Att.	Yards	Avg.	LG	TD
9/6 @ Cin.	21	10	135	47.6	6.4	1	0	38	0/0	84.4	1	1	1.0	1	0
9/13 vs. SD	34	20	193	58.8	5.7	1	0	23	3/19	84.6	3	31	10.3	12	0
9/20 @ NE	38	28	202	73.7	5.3	1	2	27	2/8	72.5	2	8	4.0	4	0
9/27 vs. Jax.	30	16	198	53.3	6.6	2	2	38	2/14	68.5	4	13	3.3	8	0
10/11 @ Bal.	29	17	207	58.6	7.1	0	1	22	4/29	66.3	3	47	15.7	40	1
10/18 vs. Cin.	21	16	277	76.2	13.1	1	0	45	1/8	133.5	3	16	5.3	8	1
10/25 vs. Chi.	29	18	187	62.1	6.4	1	1	24	4/11	77.8	4	42	10.5	12	0
11/1 @ Pit.	21	13	167	61.9	7.9	3	0	33	3/15	126.5	3	16	5.3	18	0
11/8 @ TB	16	9	123	56.3	7.7	0	0	27	1/6	81.0	8	95	11.9	71	1
11/15 vs. Pit.	31	19	234	61.3	7.5	1	1	31	1/4	81.9	7	30	4.3	11	0
11/22 vs. NYJ	24	13	137	54.2	5.7	0	0	24	3/11	71.0	3	26	8.7	17	0
11/29 @ Sea.	34	18	199	52.9	5.9	0	0	26	4/20	70.6	8	64	8.0	21	1
12/6 vs. Bal.	43	25	213	56.8	4.9	0	1	24	0/0	77.2	5	5	1.0	4	0
12/13 @ Jax.	39	22	232	56.4	5.9	1	1	29	2/9	71.7	11	81	7.4	24	0
12/20 @ GB	49	29	263	59.2	5.4	3	1	30	1/1	85.7	9	49	5.4	15	0
1/26 vs. Min.	33	16	261	48.5	7.9	0	0	47	2/21	75.4	3	35	11.7	14	0
Totals	492	289	3,228	58.7	6.6	15	10	47	33/176	80.1	77	559	7.3	71	4

1997

Game-by-Game

Oilers

PASSING

Date/Opp.	Att.	Comp.	Yards	Pct.	Att.	TD	Int.	LG	Sack/ Yards	Rating	RUSHING Att.	Yards	Avg.	LG	TD
8/31 vs. Oak.	25	13	182	52.0	7.3	1	1	48	3/18	72.4	3	23	7.7	13	0
9/7 @ Mia.	14	7	109	50.0	7.8	0	1	46	0/0	46.4	11	62	5.6	11	0
9/21 vs. Bal.	33	20	199	60.6	6.0	1	1	36	2/17	75.2	4	36	9.0	24	0
9/28 @ Pit.	43	22	266	51.2	6.2	2	2	36	7/40	65.2	3	29	9.7	25	0
10/5 @ Sea.	28	12	101	42.9	3.6	1	2	12	1/4	35.0	3	11	3.7	10	0
10/12 vs. Cin.	30	16	199	53.3	6.6	3	0	39	1/6	107.5	6	65	10.8	21	0
10/19 vs. Was.	21	13	192	61.9	9.1	0	0	28	2/7	91.8	10	53	5.3	21	1
10/26 @ Ari.	17	9	146	52.9	8.6	2	0	55	2/13	121.4	6	70	11.7	35	2
11/2 vs. Jax.	22	13	211	59.1	9.6	0	1	46	2/16	72.3	6	34	5.7	9	0
11/9 vs. NYG	23	13	183	56.5	7.9	0	1	34	1/10	64.2	8	31	3.9	22	0
11/16 @ Jax.	22	8	162	36.4	7.4	0	2	42	0/0	25.2	6	33	5.5	13	0
11/23 vs. Buf.	24	15	167	62.5	6.9	1	0	26	2/8	97.0	6	45	7.5	21	2
11/27 @ Dal.	17	9	81	52.9	4.8	1	0	22	0/0	85.7	9	26	2.9	9	1
12/4 @ Cin.	25	14	146	56.0	5.8	2	0	19	3/15	99.8	5	16	3.2	10	0
12/14 @ Bal.	45	22	219	48.9	4.9	0	1	25	3/19	53.8	8	50	6.3	22	2
12/21 vs. Pit.	26	10	102	38.4	3.9	0	1	38	2/17	34.5	7	90	12.9	47	0
Totals	415	216	2,665	52.0	6.4	14	13	551	31/190	70.4	101	674	6.7	47	8

STEVE MCNAIR

STEVE MCNAIR 9

1996

Game-by-Game

Oilers

PASSING

Date/Opp.	Att.	Comp.	Yards	Pct.	Att.	TD	Int.	LG	Sack/ Yards	Rating	RUSHING Att.	Yards	Avg.	LG	TD
9/1 vs. KC															
9/8 @ Jax.															
9/15 vs. Bal.	1	1	18	100.0	18.0	0	0	18	0/0	118.8	1	13	13.0	13	0
9/29 @ Pit.															
10/6 @ Cin.															
10/13 @ Atl.	10	5	58	50.0	5.8	0	0	20	0/0	67.9	2	9	4.5	10	1
10/20 vs. Pit.															
10/27 vs. SF	9	5	45	55.6	5.0	0	1	18	1/10	29.6	1	10	10.0	10	0
11/3 @ Sea.	18	12	225	66.7	12.5	1	1	65†	0/0	105.1	5	22	4.4	9	0
11/10 @ NO															
11/17 vs. Mia.															
11/24 vs. Car.	17	10	91	58.8	5.4	0	1	15	1/5	48.9	2	5	2.5	5	0
12/1 @ NYJ	17	6	142	35.3	8.4	2	0	83†	0/0	105.5	8	38	4.8	12	0
12/8 vs. Jax.	37	24	308	64.9	8.3	1	1	41	5/21	88.6	2	20	10.0	11	0
12/15 vs. Cin.	10	6	72	60.0	7.2	1	0	16†	1/5	115.4	1	11	11.0	11	0
12/22 @ Bal.	24	19	238	79.2	9.9	1	0	43	1/4	121.9	9	41	4.6	24	1
Totals	143	88	1,197	61.5	8.4	6	4	83†	9/45	90.6	31	169	5.5	24	2


1995

Game-by-Game

Oilers

PASSING

Date/Opp.	Att.	Comp.	Yards	Pct.	Att.	TD	Int.	LG	Sack/ Yards	Rating	RUSHING Att.	Yards	Avg.	LG	TD
9/3 @ Jax.															
9/10 vs. Pit.															
9/17 vs. Cle.															
9/24 @ Cin.															
10/1 vs. Jax.															
10/8 @ Min.															
10/22 @ Chi.															
10/29 vs. TB															
11/5 @ Cle.	0	0	0	0.0	0.0	0	0	0	1/12	0.0	1	-1	-1.0	-1	0
11/12 vs. Cin.															
11/19 @ KC															
11/26 vs. Den.															
12/3 @ Pit.															
12/10 vs. Det.	27	16	203	59.3	7.5	1	1	39†	2/15	79.7	3	10	3.3	6	0
12/17 vs. NYJ	27	13	198	48.1	7.3	1	0	53	2/32	85.1	3	13	4.3	13	0
12/24 @ Buf.	26	12	168	46.2	6.5	1	0	44	1/4	80.3	4	16	4.0	11	0
Totals	80	41	569	51.3	7.1	3	1	53	6/63	81.7	11	38	3.5	13	0



STEVE MCNAIR

STEVE MCNAIR 9

REGULAR SEASON

PASSING

Year	Team	GP	GS	Att.	Comp.	Pct.	Yds.	Avg./Att.	TD	INTs	LG	Sacks/Yards	QB Rating
1995	Houston	4	2	80	41	51.3	569	7.1	3	1	53	6/63	81.7
1996	Houston	9	4	143	88	61.5	1,197	8.4	6	4	83t	9/45	90.6
1997	Tennessee	16	16	415	216	52.0	2,665	6.4	14	13	55t	31/190	70.4
1998	Tennessee	16	16	492	289	58.7	3,228	6.6	15	10	47	33/176	80.1
1999	Tennessee	11	11	331	187	56.5	2,179	6.6	12	8	65t	16/74	78.6
2000	Tennessee	16	15	396	248	62.6	2,847	7.2	15	13	56t	24/141	83.2
2001	Tennessee	15	15	431	264	61.3	3,350	7.8	21	12	71t	37/251	90.2
2002	Tennessee	16	16	492	301	61.2	3,387	6.9	22	15	55	21/121	84.0
2003	Tennessee	14	14	400	250	62.5	3,215	8.0	24	7	73	19/108	100.4
2004	Tennessee	8	8	215	129	60.0	1,343	6.2	8	9	37	13/95	73.1
2005	Tennessee	14	14	476	292	61.3	3,161	6.6	16	11	57	20/134	82.4
Totals		139	131	3,871	2,305	59.5	27,141	7.0	156	103	83t	229/1,398	83.3

CAREER SINGLE-GAME HIGHS (regular season)

Most Attempts:

49 (12/20/98 at GB)

Most Yards Passing:

421 (10/12/03 vs. Hou.)

Longest Gain:

83t yards (12/1/96 at NYJ)

Most Completions:

32 (9/29/02 at Oak.)

Most Touchdowns:

5 (10/5/03 at NE)

STEVE MCNAIR

RUSHING

Year	Team	GP	GS	No.	Yds.	Avg.	LG	TD
1995	Houston	4	2	11	38	3.5	13	0
1996	Houston	9	4	31	169	5.5	24t	2
1997	Tennessee	16	16	101	674	6.7	47	8
1998	Tennessee	16	16	77	559	7.3	71t	4
1999	Tennessee	11	11	72	337	5.7	38	8
2000	Tennessee	16	15	72	403	5.6	25	0
2001	Tennessee	15	15	75	414	5.5	24	5
2002	Tennessee	16	16	82	440	5.4	26	3
2003	Tennessee	14	14	38	138	3.6	23	4
2004	Tennessee	8	8	23	128	5.6	23	1
2005	Tennessee	14	14	32	139	4.3	19	1
Totals		139	131	614	3,439	5.6	71t	36

CAREER SINGLE-GAME HIGHS (regular season)

Most Attempts:

12 (10/31/99 vs. STL)

Longest Gain:

71t (11/8/98 at TB)

Most Yards Rushing:

95 (11/8/98 at TB)

Most Touchdowns:

2 7 times (last: 10/5/03 @ NE)

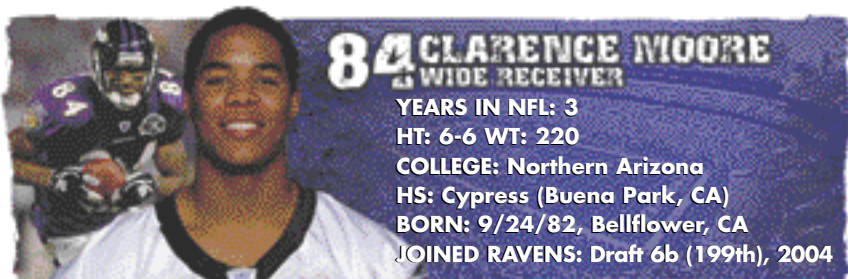
POSTSEASON

PASSING

Year	Team	GP	GS	Att.	Comp.	Pct.	Yds.	Avg./Att.	TD	INTs	LG	Sacks/Yards	QB Rating
1999	Tennessee	4	4	107	62	57.9	514	4.8	1	2	32	5/27	65.7
2000	Tennessee	1	1	46	24	52.2	176	3.8	0	1	17	1/4	52.5
2002	Tennessee	2	2	80	48	60.0	532	6.7	3	2	39	3/27	81.9
2003	Tennessee	2	2	49	32	65.3	369	7.5	2	4	49t	3/10	67.5
Totals		9	9	282	166	58.9	1,591	5.6	6	9	49t	12/68	68.4

RUSHING

Year	Team	GP	GS	No.	Yds.	Avg.	LG	TD
1999	Tennessee	4	4	30	209	7.0	51	3
2000	Tennessee	1	1	5	31	6.2	11	0
2002	Tennessee	2	2	13	82	6.3	16	3
2003	Tennessee	2	2	6	27	4.5	12	0
Totals		9	9	54	349	6.5	51	6



84 CLARENCE MOORE

WIDE RECEIVER

YEARS IN NFL: 3

HT: 6-6 WT: 220

COLLEGE: Northern Arizona

HS: Cypress (Buena Park, CA)

BORN: 9/24/82, Bellflower, CA

JOINED RAVENS: Draft 6b (199th), 2004

GAMES PLAYED/STARTED: (2004, 15/6); (2005, 4/1) **Total 19/7**

TRANSACTIONS: Clarence Moore was selected by the Ravens in the 6th round (199th overall) of the 2004 NFL Draft...Moore was the 2nd of 2 (QB Josh Harris) 6th-round picks and the 2nd WR (Devard Darling) chosen by the Ravens in that draft.

PRO: Tall, athletic WR who can stretch the field...Has good body control and flexibility in route running...Sawaction in 4 games, starting 1 in 2005, pulling in 3 receptions for 59 yards, good for 19.7 yards per catch...Burst onto the scene as a rookie, seeing action in 15 games, starting 6 in 2004...Finished the season with 24 receptions for 293 yards (12.2 yards per reception), while leading the team with 4 receiving TDs, despite not starting a game until week 9.

2005: Saw action in 4 games, starting 1, and pulled in 3 receptions for 59 yards...**2005 SEASON HIGHLIGHTS:** Was a game-day inactive in **games 5-16**...Sawaction off the bench and had 1 reception for 23 yards (good for a 1st down) in **game 4 at Det. (10/9)**...Subbed, but did not record a reception in **game 3 vs. NYJ (10/2)**...Sawaction off the bench, but did not record a reception in **game 2 at Ten. (9/18)**...Started and hauled in 2 receptions for 36 yards (both good for 1st downs), with a long of 24 in **game 1 vs. Ind. (9/11)**.

2004: Played in 15 games, starting 6, as he led the Ravens with 4 TD catches as a rookie...Was 5th on the team with 293 receiving yards and 7th with 24 receptions...Had his 2 best days vs. NY teams, catching a **career-high 2 TD** passes in the victory at the Jets (11/14) and in the win vs. the Giants (12/12)...Recorded his **1st-career reception** at Cin. (9/26)...**2004 SEASON HIGHLIGHTS:** Started, pulled in 3 receptions for 37 yards and tied a **career high with 2 TD receptions** in the 37-14 victory in **game 13 vs. NYG (12/12)**...**Started his 1st-career game** and led the Ravens with 5 receptions for 45 yards (2 good for 1st downs) and his **1st 2 career TD receptions** in the 20-17 win in **game 9 at NYJ (11/14)**...Moore's 1st TD reception came with 53 seconds remaining in the 2nd quarter to bring the Ravens to within 7 points at the half, and his 2nd came with 4:13 remaining in the to give the Ravens their 1st lead of the game...Sawaction off the bench and had 3 receptions for a team-leading and **career-high 82 yards**, all 3 good for 1st downs, including a **career-long 52-yard reception** on 3rd-and-7 in **game 7 at Phi. (10/31)**...Sawaction off the bench, and recorded his **1st-career reception** (for 6 yards) in **game 3 at Cin. (9/26)**.

COLLEGE, PERSONAL: Moore was a 2-sport star at Northern Arizona, lettering in indoor track (2000-01) as well as football (2000-03)...Was a 3-year starter at WR for the Lumberjacks, and was All-Big Sky Conference in each of his final 3 seasons...**Played in 46 games, tying Northern Arizona's career record** 1st set by Nick Yerton (1998-2001)...Totaled 182 receptions for 3,042 yards (16.7 avg) and 28 TDs...He finished college with 182 catches which were 2nd on the school's all-time record list and ranked 10th in Big Sky annals...**His 3,042 yards and 28 scores broke the Northern Arizona record** of 2,764 yards and 25 scores, held previously by Shawn Collins (1985-88)...Moore is only the 4th player in Big Sky history to gain over 3,000 yards receiving in a career...Had 12 100-yard receiving games in his career...On the track, Moore was the conference's indoor triple jump champion...All-American 1st-team selection by *The NFL Draft Report*...All-Big Sky 1st-team choice... Finished 2nd on the team with 63 receptions and led the Lumberjacks with 1,184 yards and 12 TDs...His average of 92.1 yards receiving per game ranked 14th in Division 1-AA...**His 1,184 receiving yards broke the Northern Arizona school season record** of 1,134 yards by Charlie Brown in 1969...The 12 TDs eclipsed the school's previous mark of 11, by 2 players...Had 5 100-yard receiving games, including a 159-yard performance at Montana State, and at least 1 TD in 10 of the 12 games...All-Big Sky 1st-team choice...Started 10 games and led the team with 61 receptions for 925 yards and Big Sky-leading 9 TDs...Had 4 100-yard receiving games, including a **career-high 192 yards** (9 catches) vs. Sacramento State...Moore scored on 54 and 55-yard TD receptions in the game...All-Big Sky honorable mention...Started 10 games, tying for the team lead with 43 catches for 644 yards and 3 TDs...Played in 10 games as a true freshman, tallying 15 receptions for 289 yards and 4 TDs...Had at least 1 catch in 8 of the 10 games...Lettered twice in both football and track at Cypress (Buena Park,

CLARENCE MOORE 84

CA) HS...Won the league triple jump title as a junior, finishing 3rd in that event at the CIF Finals...Mathematics/statistics major...Moore spoke at the Boys & Girls Club in Westminster, MD in June 2004, prior to training camp...Participated in the rookie cooking event, held at ESPN Zone, where players learned how to make simple meals for themselves...Joined teammates at the Goodwill Gridiron Halloween Party in October 2004...Helped rebuild and refurbish a home in the Ravens' 6-week long project with Sandtown Habitat for Humanity...Along with B.J. Sams, Moore presented a \$25,000 check on behalf of the *Ravens All Community Team Foundation* to Paul's Place Outreach Center in Baltimore...The 2 also stayed to help serve lunch at the center's soup kitchen...He also participated in a high school coaching internship at Hereford HS during the 2004 offseason...Instructed several children at the Gatorade Junior Training Camp at Kids Fest in the months of June and July 2005...In July 2005, Moore was an honorary guest for Big Time Sports Marketing's annual broadcasting camp for 50 teen campers, which took place at Baltimore's College of Notre Dame...Instructor at the Art Monk Football Camp in July 2005...In the months of Sept and Oct. 2005, Moore coached basic fundamentals of football to over 100 children at Canton Middle School...In December 2005, was 1 of several Ravens who were personal shopping partners to 100 children as part of the inaugural Holiday Helpers...Visited Living Classrooms in Dec. 2005 and spoke to Crossroads Middle School students and participants in the Fresh Start program...Joined former Raven Will Demps and teammates to serve as personal shoppers for 50 Baltimore youth, who received \$100 gift certificates from Demps and Wal-Mart...Bnrn 9/24/82 in Bellflower, CA...Full name: Clarence Kelly Moore.

2005											2004										
Game-by-Game											Game-by-Game										
Ravens											Ravens										
Receiving					Rushing						Receiving					Rushing					
Date/Opp.	Rec.	Yds	Avg.	LG	TDs	No.	Yds	Avg.	LG	TDs	Date/Opp.	Rec.	Yds	Avg.	LG	TDs	No.	Yds	Avg.	LG	TDs
9/11 @ Ind.	2	36	18.0	24	0	0	0	0.0	0	0	9/12 @ Cle.	INACTIVE									
9/18 @ Ten.	0	0	0.0	0	0	0	0	0.0	0	0	9/19 vs. Pit.	0	0	0.0	0	0	0	0	0.0	0	0
10/2 vs. NYJ	0	0	0.0	0	0	0	0	0.0	0	0	9/26 @ Cin.	1	6	6.0	6	0	0	0	0.0	0	0
10/9 @ Det.	1	23	23.0	23	0	0	0	0.0	0	0	10/4 vs. KC	1	11	11.0	11	0	0	0	0.0	0	0
10/16 vs. Cle.	GAME-DAY INACTIVE										10/10 @ Was.	2	9	4.5	5	0	0	0	0.0	0	0
10/23 @ Chi.	GAME-DAY INACTIVE										10/24 vs. Buf.	0	0	0.0	0	0	0	0	0.0	0	0
10/31 @ Pit.	ACTIVE, DID NOT PLAY										10/31 @ Phi.	3	82	27.3	52	0	0	0	0.0	0	0
11/6 vs. Cin.	GAME-DAY INACTIVE										11/7 vs. Cle.	2	24	12.0	16	0	0	0	0.0	0	0
11/13 @ Jax.	GAME-DAY INACTIVE										11/14 @ NYJ	5	45	9.0	16	2	0	0	0.0	0	0
11/20 vs. Pit.	GAME-DAY INACTIVE										11/21 vs. Dal.	1	24	24.0	24	0	0	0	0.0	0	0
11/27 @ Cin.	GAME-DAY INACTIVE										11/28 @ NE	2	15	7.5	12	0	0	0	0.0	0	0
12/4 vs. Hou.	GAME-DAY INACTIVE										12/5 vs. Cin.	2	9	4.5	8	0	0	0	0.0	0	0
12/11 @ Den.	GAME-DAY INACTIVE										12/12 vs. NYG	3	37	12.3	17	2	0	0	0.0	0	0
12/19 vs. GB	GAME-DAY INACTIVE										12/19 @ Ind.	1	17	17.0	17	0	0	0	0.0	0	0
12/25 vs. Min.	GAME-DAY INACTIVE										12/26 @ Pit.	0	0	0.0	0	0	0	0	0.0	0	0
1/1/06 @ Cle.	GAME-DAY INACTIVE										1/2/05 vs. Mia.	1	14	14.0	14	0	0	0	0.0	0	0
Totals	3	59	19.7	24	0	0	0	0.0	0	0	Totals	24	293	12.2	52	4	0	0	0.0	0	0

REGULAR SEASON

RECEIVING

Year	Team	GP	GS	No.	Yds.	Avg.	LG	TD
2004	Baltimore	15	6	24	293	12.2	52	4
2005	Baltimore	4	1	3	59	19.7	24	0
Totals		19	7	27	352	13.0	52	4

CAREER SINGLE-GAME HIGHS (regular season)

Receptions:

5 (11/14/04 at NYJ)

Yardage:

12 (10/31/04 at Phi.)

Long Gain:

52 (10/31/04 at Phi.)

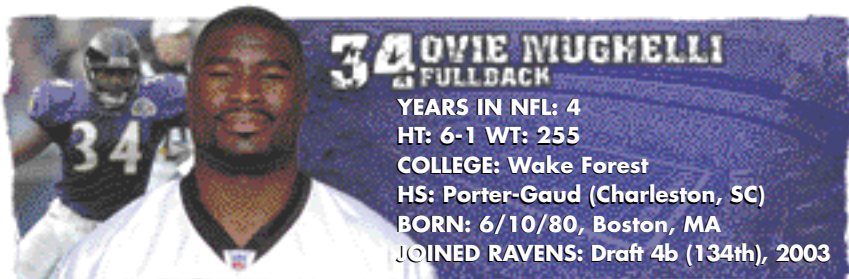
Touchdowns:

2 2 times (Last: 12/12/04 vs. NYG)



Additional Statistics: Has 1 career 2-pt conversion, in 2004

CLARENCE MOORE



GAMES PLAYED/STARTED: (2003, 6/0); (2004, 3/0); (2005, 13/5) **Total 22/5**

Playoffs (2003, 1/0) **Total 1/0**

TRANSACTIONS: Ovie Mughelli was selected with the 134th overall pick (4th round) of the 2003 NFL Draft...The choice was a compensatory pick...Mughelli is the 2nd FB (1st was Steve Lee in the 6th round, 1997), and the 1st Wake Forest player selected in Baltimore's franchise history.

PRO: A powerful run-blocker with good ability to pick up the blitz, and has a punishing running style...Also excels on special teams...Saw action in 13 games, starting 5 (his 1st-career starts) in 2005...Helped pave the way for the Ravens to rush for 1,605 yards...Mughelli also pulled in 3 receptions for 13 yards and finished 4th on the team with 16 special teams tackles in 2005...Played in 3 games in 2004 before being placed on IR with a hamstring injury...Saw action in 6 regular season games as a rookie in 2003.

2005: Posted his 1st 5 career starts in 2005, helping pave the way for Baltimore to rush for 1,605 yards...Mughelli also pulled in 3 receptions for 13 yards and finished 4th on the team with 16 special teams tackles...

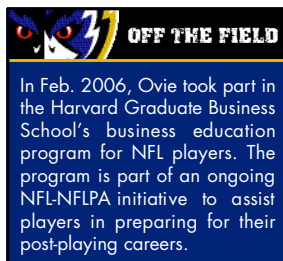
2005 SEASON HIGHLIGHTS: Started and helped protect QB Kyle Boller, allowing him to throw for a season-high 289 yards and 3 TDs in **game 15 vs. Min. (12/25)**...Also helped pave the way for the Ravens to rush for 88 yards, and caught a pass for 6 yards against the Vikings...Saw action off the bench and helped pave the way for the Ravens to rush for a season-high 182 yards, including 105 by Jamal Lewis in the 48-3 victory in **game 14 vs. GB (12/19)**...Saw action from scrimmage and had 3 special teams tackles in **game 11 at Cin. (11/27)**...Led the team with 4 special teams tackles in the 16-13

OT victory in **game 10 vs. Pit. (11/20)**...Saw action from scrimmage and on special teams, recording 2 tackles and earning a special teams' game ball in **game 3 vs. NYJ (10/2)**.

2004: Saw action in 3 games, recording 2 special teams tackles...Placed on IR (hamstring) on 11/17...**2004 SEASON HIGHLIGHTS:** Played on special teams, netting 1 tackle in **game 9 at NYJ (11/14)**...Was inactive in **games 4-8**...Played on special teams before leaving the game in the 2nd quarter with a hamstring injury in **game 3 at Cin. (9/26)**...Saw action on special teams and had 1 tackle in **game 2 vs. Pit. (9/19)**.

2003: Saw action in 6 regular season games and 1 postseason game as a rookie and recorded 5 special teams tackles (adding 1 in the postseason)...**2003 SEASON HIGHLIGHTS:** Played on special teams and had 3 tackles in the **season finale vs. Pit. (12/28)**...Saw action from scrimmage and on special teams in **game 15 at Cle. (12/21)**...Saw action on special teams and had 1 tackle in **game 12 vs. SF (11/30)**...Saw his **1st NFL action** on special teams in **game 3 at SD (9/21)**, and posted 1 special teams tackle...Was inactive in **game 2 vs. Cle. (9/14)** and **game 1 at Pit. (9/7)**.

COLLEGE, PERSONAL: Played in 44 career games, starting 33 at Wake Forest...Was the team's starting FB and also played TE in 1-back sets...Carried the ball 137 times for 530 yards and 13 TDs while in college, posting 12 TDs as a senior...Also had 18 receptions for 164 yards and 14 special teams tackles as a Demon Deacon...Earned 2nd-team All-America honors as well as being an All-Atlantic Coast Conference 1st-team selection as a FB by the *NFL Draft Report*...Started every game, gaining a career-high 322 yards on 81 carries with 12 TDs as a senior...Only Brian Piccolo (15 in 1964) and Larry Russell (15 in 1971) scored more rushing TDs in a season in school history...Also posted 10 receptions for 111 yards...Rushed 11 times for 74 yards and tied a **school game-record**




OVIE MUGHELLI 34

with 4 TDs against Northern Illinois...Closed out his career with 26 yards on 9 attempts...Also posted a 1-yard score and posted 12 knockdowns against Oregon in the Seattle Bowl...Appeared in every game, starting 6 contests at FB, but did not carry the ball as a junior...Posted 7 receptions for 53 yards (7.6 avg) and made 4 tackles on special teams...Pulled in 2 passes for 23 yards and opened a hole used by Terence Williams for a 1-yard scoring run against Georgia Tech...Rushed for more than 4,500 yards and scored 69 TDs during his career at Porter-Gaud (Charleston, SC) HS...Ran for 2,167 yards and 29 TDs as a senior...Named the state Player of the Year in his classification and was a Regional All-Star selection in all divisions...Three-time All-Conference and team MVP honoree...Led the team to a state title (independent school division) in 1996 and state runner-up honors during his senior year (1997)...Also played basketball, tennis, ran track and served as student body vice president...Health and exercise science major at Wake Forest...Hopes to continue his education in medical school...Joined several players at ESPNZone in December 2004 for a holiday party with Police Athletic League members...In Feb. 2006, Ovie took part in the Harvard Graduate Business School's Business education program for NFL players; The program is part of an ongoing NFL-NFLPA initiative to assist players in preparing for their post-playing careers...Attended the Annual Football 101 Festival event for women, which teaches practical football skills in Nov. 2005...Along with Ravens teammates, Mughelli helped refurbish homes with Sandtown Habitat for Humanity last fall...Name is pronounced: OH-vee muh-HAY-lee...Full name: Ovie Phillip Mughelli.

2005 Game-by-Game Ravens

Rushing						Receiving					
Date/Opp.	No.	Yds	Avg.	LG	TDs	Rec.	Yds	Avg.	LG	TDs	
9/11 vs. Ind.	0	0	0.0	0	0	0	0	0.0	0	0	
9/18 @ Ten.	0	0	0.0	0	0	0	0	0.0	0	0	
10/2 vs. NYJ	0	0	0.0	0	0	1	2	2.0	2	0	
10/9 @ Det.	0	0	0.0	0	0	1	5	5.0	5	0	
10/16 vs. Cle.	0	0	0.0	0	0	0	0	0.0	0	0	
10/23 @ Chi.	GAME-DAY INACTIVE - ANKLE										
10/31 @ Pit.	GAME-DAY INACTIVE - ANKLE										
11/6 vs. Cin.	0	0	0.0	0	0	0	0	0.0	0	0	
11/13 @ Jax.	GAME-DAY INACTIVE										
11/20 vs. Pit.	0	0	0.0	0	0	0	0	0.0	0	0	
11/27 @ Cin.	0	0	0.0	0	0	0	0	0.0	0	0	
12/4 vs. Hou.	0	0	0.0	0	0	0	0	0.0	0	0	
12/11 @ Den.	0	0	0.0	0	0	0	0	0.0	0	0	
12/19 vs. GB	0	0	0.0	0	0	0	0	0.0	0	0	
12/25 vs. Min.	0	0	0.0	0	0	1	6	6.0	6	0	
1/1/06 @ Cle.	0	0	0.0	0	0	0	0	0.0	0	0	
Totals	0	0	0.0	0	0	3	13	4.3	6	0	



REGULAR SEASON

RUSHING

Year	Team	GP	GS	No.	Yds.	Avg.	LG	TD
2003	Baltimore	6	0	0	0	0.0	0	0
2004	Baltimore	3	0	0	0	0.0	0	0
2005	Baltimore	13	5	0	0	0.0	0	0
Totals		22	5	0	0	0.0	0	0

RECEIVING

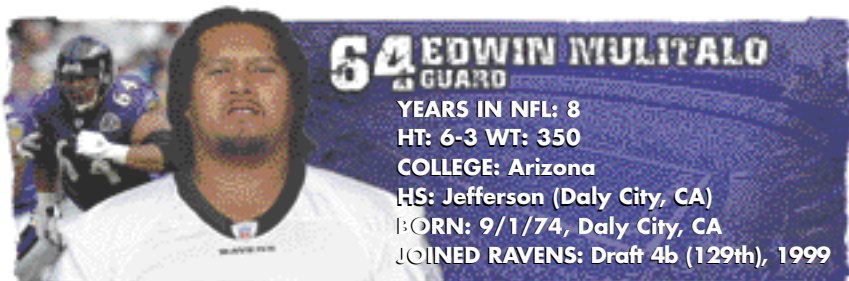
No.	Yds.	Avg.	LG	TD
0	0	0.0	0	0
0	0	0.0	0	0
3	13	4.3	6	0
3	13	4.3	6	0

SPECIAL TEAMS TACKLES (23): 2003 (5); 2004 (2); 2005 (16)

CAREER SINGLE-GAME HIGHS (regular season)

Carries:	Receptions:
None	1 3 times (last: 12/25/05 vs. Min.)
Yardage:	Yardage:
None	6 (12/25/05 vs. Min.)
Long Gain:	Long Gain:
None	6 (12/25/05 vs. Min.)
Touchdowns:	Touchdowns:
None	None

OVIE MUGHELLI



GAMES PLAYED/STARTED: (1999, 10/8); (2000, 16/16); (2001, 14/14); (2002, 16/15); (2003, 15/15); (2004, 15/15); (2004, 16/15) **Total 102/98**

Playoffs (2000, 4/4); (2001, 2/2); (2003, 1/1) **Total 7/7**

TRANSACTIONS: Edwin Mulitalo signed a re-negotiated contract with the Ravens on 2/25/03... Was picked by the Ravens in the 4th round (129th overall) of the 1999 NFL Draft.

PRO: Powerful run-blocker who is technically sound... Along with T Jonathan Ogden (6'9", 345), Mulitalo (6'3", 345) makes up the formidable left side of the Ravens' OL... Played in all 16 games, starting 15 at LG in 2005... *Played in his 100th-career game*... Helped protect Ravens QBs, allowing them to complete 59.6% of their passes, which is a Ravens' franchise record... The Ravens 335 completions were just 3 shy of another franchise mark... Also helped pave the way for the Ravens to rush for 1,605 yards, averaging 3.6 yards per carry... Started 15 games (missed the season finale with a triceps injury), and helped pave the way for Jamal Lewis to rush for 1,006 yards and the Ravens as a team to rush for 2,063 in 2004... Started all 15 regular season games in which he played, plus the Ravens' postseason contest in 2003... Helped Jamal Lewis set a franchise-record with 2,066 rushing yards, the 2nd-most in NFL history (Eric Dickerson - 2,105 in 1984)... The likeable lineman has proved a great value as a 4th-round pick in the 1999 draft... Helped the Ravens to average 113 rushing yards per game in 2002, including averaging 136 yards per outing in the last 5 games of the season when the team was making a playoff push... Ravens finished 5th in the NFL in rushing, averaging a then-team-record 137 rushing yards per game in 2000... Started the final 8 games at LG in his rookie season in 1999 (record: 5-3)... Over the final 9 games in '99, the Ravens averaged 25.4 points and 322.6 yards per game... Picks up blitzes and stunts well... Made switch to G from his collegiate T position his rookie season.



OFF THE FIELD

One of the most active Ravens in the community, Edwin' Big Ed's Band Foundation provides musical instruments and instruction in Baltimore schools.

2005: Played in all 16 games, starting 15 at LG in 2005, and helped protect Ravens QBs, allowing them to complete 59.6% of their passes, which is a Ravens' franchise record... The Ravens 335 completions were just 3 shy of another franchise mark... Also helped pave the way for the Ravens to rush for 1,605 yards, averaging 3.6 yards per carry... **2005 SEASON HIGHLIGHTS:** Started at LG and helped protect Kyle Boller, allowing him to throw for a season-high 289 yards and 3 TDs; Boller became the 1st QB to post 110+ point QB ratings (113.5 vs. Min. and 136.8 vs. GB) in back-to-back games in franchise history in **game 15 vs. Min. (12/25)**... Started at LG (*playing in his 100th career game*) and helped protect Boller, who was not sacked, and posted a 70.4 completion percentage with 253 yards, 3 TDs and no INTs in the 48-3 victory in **game 14 vs. GB (12/19)**... Also helped pave the way for the Ravens to rush for a season-high 182 yards, including 105 yards and a TD by Jamal Lewis against the Packers... Helped pave the way for Jamal Lewis to rush for 113 yards (4.9 avg.) and allowed QB Kyle Boller to throw for 3 TDs in **game 11 at Cin. (11/27)**... Started at LG and helped protect QB Anthony Wright, allowing him to throw for a season-high 252 yards, 1 TD and pick up 20 1st downs, including 12 through the air, in **game 7 at Pit. (10/31)**... Helped the offense to 351 total yards (213 through the air) with 16 1st downs in the 16-3 victory in **game 5 vs. Cle. (10/16)**... Started at LG and helped protect Ravens QBs, allowing them to throw for 355 yards and a TD while completing 62.9% of their passes in **game 1 vs. Ind. (9/11)**.

2004: Had 15 starts at LG... Mulitalo and Jonathan Ogden created a huge wall on the left side of the OL to protect QB Kyle Boller... Helped pave the way for 2,063 team rushing yards... Along with the rest of the OL, helped Jamal Lewis (who missed 4 games) break the 1,000-yard mark... Started

every game at LG except for the finale vs. Mia. (1/2/05), when he was inactive (triceps)...**2004 SEASON HIGHLIGHTS:** Started at LG and helped hold the Steelers without a sack before leaving the game in the second quarter with a triceps injury in **game 15 at Pit. (12/26)**...Started at LG and helped open holes, allowing the Ravens to rush for 169 yards in **game 13 vs. NYG (12/12)**...Also helped protect Boller, allowing him to throw for 219 yards and a career-high 4 TDs against the Giants...Started at LG and helped open holes, allowing the Ravens to run for 192 yards, averaging 6.2 yards per rush in **game 12 vs. Cin. (12/5)**...Started at LG and helped protect Boller, allowing him to complete a career-high 67.6% of his passes for 232 yards, 2 TDs and 0 INTs in the 30-10 win in **game 10 vs. Dal. (11/21)**...Started at LG and helped protect Boller, allowing him to complete 63.2% of his passes (24-of-38) for 223 yards (his best total since he threw for 302 yards at Cin. on 10/19/02) in **game 7 at Phi. (10/31)**...Also helped open holes, allowing the Ravens to rush for 113 yards against the Eagles...Started at LG and helped pave the way for the Ravens to rush for 254 yards and 2 rushing TDs, including a franchise-record 10.3 yards per carry by Jamal Lewis in **game 3 at Cin. (9/26)**.

2003: Started all 15 regular season games in which he played (missing **game 3 at SD, 9/21**, with a knee injury) and the Ravens' postseason contest in 2003...Helped Jamal Lewis set a franchise-record with 2,066 rushing yards, the 2nd-most rushing yards in NFL history (Eric Dickerson - 2,105 in 1984)...**2003 SEASON HIGHLIGHTS:** Started at LG and helped to open holes, allowing the Ravens to rush for 276 yards, including 205 by Jamal Lewis in the 35-0 victory in **game 15 at Cle. (12/21)**...Started at LG and helped protect Anthony Wright, allowing him to complete 56% of his passes (14 of 25) and throw 2 TDs in **game 12 vs. SF (11/30)**...Line allowed just 1 sack against the 49ers...Started at LG and helped protect Anthony Wright, allowing him to throw for a career-high 319 yards and 4 TDs in a spectacular 44-41 OT come-from-behind victory in **game 11 vs. Sea. (11/23)**...Started at

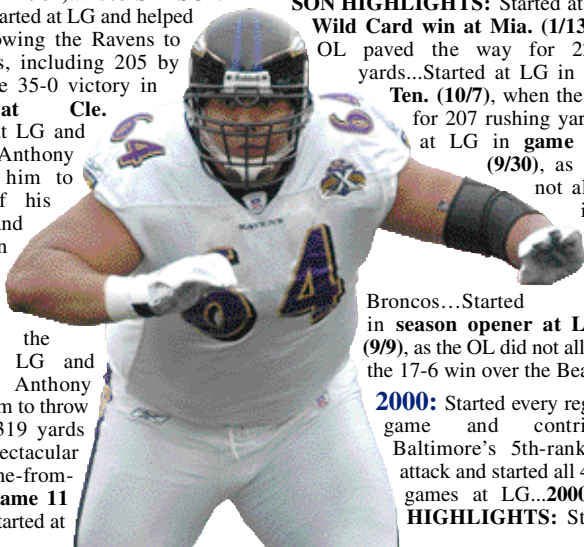
LG and helped open holes, allowing Jamal Lewis to rush for an NFL record 295 yards and 2 TDs in **game 2 vs. Cle. (9/14)**...Cleared the way for Lewis to average 9.8 yards per carry, and allowed the Ravens to rush for 343 yards as a team before he left the game in the second half with a knee injury.

2002: Played in all 16 games, starting 15 games at LG (12) and RT (3)...Missed only start of the season vs. Ten. (11/24) as he protected for an extra point before the offense stepped on the field, but missed the rest of the game due to a back injury suffered on that play...**2002 SEASON HIGHLIGHTS:** Started at LG in **season finale at Pit. (12/29)**...Helped provide great pass protection, allowing QB Jeff Blake to complete 19 of 26 passes (73%) for 336 yards and 2 TDs for a season-high 108.7 passer rating...Also helped to open holes, allowing the Ravens to rush for 114 yards against the Steelers...Started at LG in **game 13 vs. NO (12/8)** and helped provide great pass protection, allowing QB Jeff Blake to complete 19 of 38 attempts for 316 yards and 2 TDs...Blake's 300-yard outing marked his 1st as a Raven, and the 1st by a Baltimore QB since Elvis Grbac threw for 326 yards at Cin. (9/23/01)...Helped pave the way for the Ravens' offense to rack up 201 rushing yards, including a then-career-high-tying 187 yards for RB Jamal Lewis...Delivered a punishing block to spring Lewis on his then-franchise-record 75-yard run.

2001: Started all 14 regular season games and 2 postseason contests he played in...**2001 SEASON HIGHLIGHTS:** Started at LG in 20-3 **Wild Card win at Mia. (1/13/02)**, as the OL paved the way for 226 rushing yards...Started at LG in **game 8 vs. Ten. (10/7)**, when the Ravens ran for 207 rushing yards...Started at LG in **game 7 at Den. (9/30)**, as the OL did not allow a sack in the 20-13 victory over the

Broncos...Started in **season opener at LG vs. Chi. (9/9)**, as the OL did not allow a sack in the 17-6 win over the Bears.

2000: Started every regular season game and contributed to Baltimore's 5th-ranked rushing attack and started all 4 postseason games at LG...**2000 SEASON HIGHLIGHTS:** Started at LG



EDWIN MULITALO 64

in Baltimore's 44-7 win in **game 13 vs. Cle. (11/26)**, as the Ravens rushed for 247 yards and did not allow a sack...Started in 27-0 win in **game 12 over Dal. (11/19)**, as the Ravens had a season-high 479 yards...Started at LG in the Ravens' come-from-behind 39-36 win in **game 2 vs. Jax. (9/10)**, as the offense piled up 331 yards, 237 in the 2nd half, and scored a then-team-record 32 2nd-half points to complete the 2nd-biggest comeback in team history.

1999: The valuable rookie stepped into the starting LG role in Week 9 after the season-ending foot fracture suffered by RT Harry Swayne...Saw action in 10 games, starting 8...Earned a spot on *College & Pro Football Newsweekly's 1999 All-Rookie Team...1999 SEASON HIGHLIGHTS:* Started at LG in the Ravens' 22-0 shutout victory in **game 15 vs. Cin. (12/26)**, as the line permitted just 1 sack...Started at LG in the 31-8 win in **game 14 vs. NO (12/19)**, in the 31-24 win in **game 13 at Pit. (12/12)** and in the 41-14 win vs. Ten., as the offense rolled to a season-high 447 yards and tied a franchise record with 41 points...Made 3rd straight start at LG in **game 11 vs. Jax. (11/28)**...Made 2nd pro start at LG in the 34-31 win in **game 10 at Cin. (11/21)**...**Made 1st career start in game 9 at Jax. (11/14)** at LG...Usual starter Everett Lindsay switched to RT after the loss of Harry Swayne (foot) for the season...Played on special teams in **game 8 at Cle. (11/7)**...Saw 1st NFL action at LG in **game 6 vs. KC (10/21)**...Entered game after starting RT James Atkins was forced to leave with a groin injury, and Lindsay switched over to the RT spot.

COLLEGE, PERSONAL: Started all 12 games at LT in 1998, including the Holiday Bowl in San Diego...Transferred to Arizona in 1997 and started all 11 games at LT...A mid-year junior college transfer who enrolled in January 1997 and by the end of April was the starter on the left side...Earned Samoan All-Offense honors by *Pacific Islander*...Played OT in 1995-96 at Ricks College (Rexburg, ID) and 1 year as a weight specialist on Ricks track team...Earned 1st-team All-Region and 2nd-team All-America honors...No. 23 among top junior college prospects by *Prepstar*...Majored in special education...Attended Jefferson (Daly City, CA) HS...Track and Field star and football standout, as well as a wrestler...All-League and All-County and Bay Area 1st-team honors in addition to Division 3A All-State in football and All-State in track as a shot put and discus thrower...Student of the Year in 1991-92, and student body president and chairman of the Student Board of Trustees...Father is a retired blacksmith...A frequent contributor to charitable causes, Mulitalo plays Santa Claus (in possibly the largest Santa suit made) at the children's holiday party at St. Vincent's Center in Timonium, MD...Mulitalo established Big Ed's Band Foundation to provide instruments to city children and schools...The foundation is dedicated to supporting the growth and development of instrumental music by providing instruments, repair, and other musical support for Baltimore schools...He has made both monetary and instrument donations to Frederick Douglass HS...Ed and Ravens teammates, along with representatives from the United Way of Central Maryland, M&T Bank, Civic Works and Governor Robert Ehrlich's office, helped paint, frame and rebuild homes in Baltimore's Sandtown community in October 2003 as part of the 5th annual NFL and United Way Hometown Huddle...Ed was a United Way spokesperson in 2004 and filmed a national PSA encouraging others to get involved in the community...Mulitalo hosts several instrument drives throughout the year, collecting new and used instruments and financial donations...Hosted his 2nd annual luau in July 2004, with funds benefiting the foundation...Mulitalo visited the kindergarten class at McDonogh School in September 2004 and read to students...Also visited Frederick Douglass HS in October for the school's homecoming pep rally...Stayed after the rally to interview with journalism students for the school's newspaper...Mulitalo has a special relationship with the school, as his foundation has adopted the band and donates instruments and funds to sustain the program...For the 2nd-straight year ('02 and '03), he co-hosted the Goodwill Gridiron Halloween Party with Todd Heap, helping to raise over \$100,000 for Goodwill's training and employment programs...Also with Todd Heap, Ed Hartwell and others, Ed participated in the Quarterback Club of Baltimore's Distinguished Speaker Series...With fellow lineman Bennie Anderson, he participated in Operation Blessing (June 2004) and Autumn Harvest 2004 (November 2004), distributing food and supplies to over 2,000 families in Baltimore's Park Heights neighborhood...Helped rebuild homes with Sandtown Habitat for Humanity and presented the keys to new homeowner Robin Edwards at the NFL/United Way Hometown Huddle in November, 2004...Ed performed on the ukulele at the Dunbar HS Christmas Concert for students and faculty in December 2004...Dunbar was recently selected as another adopted band program for Big Ed's Band Foundation...For his efforts in the Baltimore city music programs, Mulitalo received an award from the Baltimore City Public School System in December 2004...Also participated in the Ravens All Community Team (RACT) Auction Party, helping to raise over \$200,000 in the silent and live auctions...He hosted "Mulitalopalooza" on 6/11/05, where he performed with the Kelly Bell Band;

all proceeds benefitted his foundation...In June 2005, met with fans and signed autographs at the M&T Bank booth for the Columbia Festival of the Arts...In Oct. 2005, also hosted his 3rd annual luau, with proceeds benefiting his charitable arm, *Big Ed's Band Foundation*...Joined with Adalius Thomas in refurbishing a home with Sandtown Habitat for Humanity...In Oct.2005, joined over 350 community leaders at M&T Bank Stadium for an all access event and spoke to the group about the importance of volunteerism, in addition to conducting locker room and field tours...Participated in the Ravens ACT Auction party that benefits the Ravens All Community Team Foundation and all of the player foundations in Dec. 2005...Participated in the Special Olympics Maryland Polar Bear Plunge in Jan 2006...Edwin and his wife, Laura, are the parents of 2 girls and a boy, To'alima, (3/10/00), Faaletupu Eva, (2/7/03) and Milo (10/17/05)...Full name: Edwin Moliki Mulitalo.

MEDIA GUIDE ABBREVIATION CHART

Abbreviation	Meaning	Abbreviation	Meaning
AS	Assisted Tackle	OLB	Outside Linebacker
ATT	Attempts	Opp.	Opponent
Avg.	Average	OT	Overtime
BK	Blocked	P	Punter
C	Center	PAT	Point After Touchdown
CB	Cornerback	Pct.	Percent
Comp.	Completion	PD	Pass Defensed
DB	Defensive Back	PK	Place Kicker
DE	Defensive End	PR	Punt Return
DL	Defensive Line	Pts.	Points
DT	Defensive Tackle	PUP	Physically Unable to Perform
EZ	End Zone	QB	Quarterback
FB	Full Back	QBH	QB Hurries
FF	Forced Fumble(s)	RB	Running Back
FG	Field Goal	RCB	Right Cornerback
FGA	Field Goal Attempt(s)	Rec.	Receptions
FR	Fumble Recovered(s)	RFA	Restricted Free Agent
FS	Free Safety	RG	Right Guard
G	Guard	RILB	Right Inside Linebacker
ILB	Inside Linebacker	ROLB	Right Outside Linebacker
In 20	Inside 20-Yard Line	RS	Return Specialist
IR	Injured Reserve	RT	Right Tackle
K	Kicker	S	Safety
KO	Kickoff	SH	Short
KOR	Kickoff Return	SS	Strong Safety
LB	Linebacker	ST	Special Teams
LCB	Left Cornerback	T	Tackle (offense)
LG	Long Left Guard	TB	Touchbacks
LILB	Left Inside Linebacker	TD	Touchdown
LOLB	Left Outside Linebacker	TE	Tight End
LS	Long Snapper	TFL	Tackles For Loss
LT	Left Tackle	TT	Total Tackles
MLB	Middle Linebacker	UFA	Unrestricted Free Agent
NG	No Good	WL	Wide Left
No.	Number	WR	Wide Receiver
NT	Nose Tackle	WR	Wide Right
OL	Offensive Line	Yds.	Yards



75 JONATHAN OGDEN TACKLE

YEARS IN NFL: 11

HT: 6-9 **WT:** 345

COLLEGE: UCLA

HS: St. Alban's (Washington, DC)

BORN: 7/31/74, Washington, DC

JOINED RAVENS: Draft 1a (4th), 1996

PRO BOWLS (9): 1997-2005

GAMES PLAYED/STARTED: (1996, 16/16); (1997, 16/16); (1998, 13/13); (1999, 16/16); (2000, 15/15); (2001, 16/16); (2002, 16/16); (2003, 16/16); (2004, 12/12); (2005, 16/16) **Total 152/152**

Playoffs (2000, 4/4) (2001, 2/2); (2003, 1/1) **Total 7/7**

TRANSACTIONS: Jonathan Ogden signed a re-negotiated contract with the Ravens on 2/28/02...Signed a re-negotiated contract with Baltimore on 8/29/00...Was originally selected by the Ravens with the 4th overall pick in the 1996 NFL Draft out of UCLA...*Was the 1st player ever chosen by the Ravens*...First of 2 1st-round picks by Baltimore in 1996 (LB Ray Lewis - 26th overall).

PRO: Nine-time Pro Bowler, and the standard to which NFL OL are held...Possesses an unparalleled combination of strength and agility...Earned his **9th-consecutive Pro Bowl** nod in 2005 when he started all 16 games for the 7th time in his prestigious career, helping protect Ravens QBs, allowing them to complete 59.6% of their passes, which is a Ravens' franchise record...The Ravens 335 completions are just 3 shy of another franchise high mark...Also helped pave the way for the Ravens to rush for 1,605 yards, averaging 3.6 yards per carry...Ogden earned his **8th-consecutive Pro Bowl nod** in 2004, as he helped pave the way for the Ravens to rush for 2,063 yards, including 1,006 for Jamal Lewis...Jonathan missed 4 games with a hamstring injury...Was named **1st-team All-Pro** by *Football Digest*, **2nd-team All-Pro** by the AP, and **All Conference** by the *Pro Football Writers* in 2004...Earned his **7th-consecutive Pro Bowl** berth in 2003...Also earned **AP 1st-team All-Pro**, *Sports Illustrated All-Pro*, *Pro Football Weekly All-AFC* and **All-NFL**, *Football Digest 1st-team All-Pro* and *The Sporting News All-Pro* honors...Started all 16 regular season games and 1 postseason contest and helped Jamal Lewis set a franchise record with 2,066 rushing yards, the 2nd-most rushing yards in NFL history (Eric Dickerson - 2,105 in 1984)...Ogden earned his **6th consecutive Pro Bowl** nod in 2002...One of only 3 offensive players to start all 16 games in 2002 when he helped pave the way for Jamal Lewis to rank 8th in the league in rushing...Named to the 2002 **AP All-Pro**, *Pro Football Weekly's All-AFC* and **All-NFL teams**, *The Sporting News All-Pro team* and the *Football Digest All-Pro 2nd-team* in 2002...Ogden garnered 2nd-team **All-Pro** honors along with his **Pro Bowl** starting nod in 2001...In 2000, Ogden was named 1st-team **All-Pro** by AP, *Sports Illustrated*, *Sporting News*, *Football Digest*, *USA Today* and *Pro Football Weekly*...Won 2nd-team **All-Pro** honors by AP after the 1998 and 1999 seasons...Also in 1999, he was named to *Football Digest's* 1st-team **All-Pro** team and won *Pro Football Weekly All-AFC* honors...After the 1997 season, he earned **All-Pro** honors from *Sports Illustrated*, *The Sporting News*, *Pro Football Weekly*, *College & Pro Football Weekly*, and *Football Digest*...Also won **All-AFC** accolades from *Football News*...Physically dominating lineman capped a tremendous rookie season (1996) with **All-Pro** selections by *Sports Illustrated* and *Dallas Morning News*...Started 16 games at LG as a rookie in 1996, then made the switch back to his natural LT spot, and has cemented a **starting Pro Bowl berth in each of the last 9 years**...Was the 1st OL selected in the 1996 draft and the 4th player overall (after Keyshawn Johnson by the Jets, Kevin Hardy by the Jaguars and Simeon Rice by the Cardinals).

2005: Named to his 9th consecutive Pro Bowl...Started all 16 games at LT and helped protect Ravens QBs, allowing them to complete 59.6% of their passes, which is a Ravens' franchise record...The Ravens 335 completions are just 3 shy of another franchise high mark...Also helped pave the way for the Ravens to rush for 1,605 yards, averaging 3.6 yards per carry...**2005 SEASON HIGHLIGHTS:** Helped protect Kyle Boller, allowing him to throw for a season-high 289 yards and 3 TDs, helping him to become the 1st QB to post 110+ point QB ratings (113.5 vs. Min. and 136.8 vs. GB) in back-to-back games in franchise history in **game 15 vs. Min. (12/25)**...**Started in his 150th career game** and helped protect Boller, who was not sacked, posted a 70.4 completion per-



OFF THE FIELD

Hosted the Patterson HS "Play it Smart" Academy, which his foundation funds, at the Ravens training facility for a holiday party in December, 2005.

centage with 253 yards, 3 TDs and no INTs in the 48-3 victory in **game 14 vs. GB (12/19)**...Also helped pave the way for the Ravens to rush for a season-high 182 yards, including 105 and a TD by Jamal Lewis against the Packers...Started at LT and helped pave the way for Jamal Lewis to rush for 113 yards (4.9 avg.) and QB Kyle Boller to throw for 3 TDs in **game 11 at Cin. (11/27)**...Helped pave the way for the Ravens to rush for 124 yards, averaging 5.2 yards per carry in **game 8 vs. Cin. (11/6)**...Started at LT and helped protect QB Anthony Wright, allowing him to throw for 252 yards, 1 TD and pick up 20 1st downs, including 12 through the air, in **game 7 at Pit. (10/31)**.

2004: Voted to his **8th-consecutive Pro Bowl** following the 2004 season, Ogdien continued as arguably the best and most dominant OL in the NFL...Was also named **1st-team All-Pro** by *Football Digest*, **2nd-team All-Pro** by the *AP*, and **All Conference** by the *Pro Football Writers*...Helped pave the way for 2,063 rushing yards...Along with the rest of the OL, helped Jamal Lewis (who missed 4 games) break the 1,000-yard rushing mark vs. Mia. (1/2/05)...Started 12 games in 2004...Missed the 1st game of the season at Cle., and 3 others in midseason (at Phi., vs. Cle., at NYJ) with a hamstring injury...Had not missed a game since 2000 when he started 15 games (missed at Jax., 10/8 with ankle)...Last 2 games of season, opponents (Pit. and Mia.) did not sack Ravens QB...**2004 SEASON HIGHLIGHTS:** Started at LT and helped pave the way for the Ravens to rush for 190 yards (4.6 ypc) and did not allow a sack for the 2nd-straight game in the 30-23 victory in the **season finale vs. Mia. (1/2/05)**...Started at LT and helped hold the Steelers without a sack in **game 15 at Pit. (12/26)**...Started at LT and helped open holes, allowing the Ravens to rush for 169 yards in **game 13 vs. NYG (12/12)**...Also helped protect Kyle Boller, allowing him to throw for 219 yards and a career-high 4 TDs against the Giants...Started at LT and helped protect Boller, allowing him to complete a career-high 67.6% of his passes for 232 yards, 2 TDs and 0 INTs in the 30-10 win in **game 10 vs. Dal. (11/21)**...Started at LT and helped to protect Boller, allowing him to post 108.5 QB rating (10-of-17 passing for 154 yards, 1 TD and 0 INTs) in **game 4 vs. KC (10/4)**...Started at LT and helped pave the way for the Ravens to rush for 254 yards and 2 rushing TDs, including a franchise-record 10.3 ypc by Jamal Lewis in **game 3 at Cin. (9/26)**...Also protected Boller, allowing him to complete 61.1% of his passes for 126 yards and 1 TD (his 1st of the season) against the Bengals.

2003: Earned his **7th-consecutive Pro Bowl** nomination in 2003...Also earned **AP 1st-team All-Pro** for the 4th time, **Sports Illustrated All-Pro**, **Pro Football Weekly All-AFC**, **All-NFL**, **Football Digest 1st-team All-Pro** and **The Sporting News All-Pro** honors...Started all 16 regular season games and 1 postseason contest and helped Jamal Lewis set a franchise-record with 2,066 rushing yards, the 2nd-most rushing yards in NFL history (Eric Dickerson - 2,105 in 1984)...**2003 SEASON HIGHLIGHTS:** Started at LT, allowing the Ravens to rush for 276 yards, including 205 by Jamal Lewis, in the 35-0 victory in **game 15 at Cle. (12/21)**...Started at LT and helped protect Anthony Wright, allowing him to complete 56% of his passes (14 of 25) and throw 2 TDs in **game 12 vs. SF (11/30)**...O-Line allowed just 1 sack vs. the 49ers...Started at LT and helped protect Anthony Wright, allowing him to throw for a career-high 319 yards and 4 TDs in a spectacular 44-41 OT come-from-behind victory in **game 11 vs. Sea. (11/23)**...Started at LT and helped pave the way for Jamal Lewis to rush for over 100 yards (111) for the 7th time in 9 games in **game 9 at STL (11/9)**...Ogdien sealed off the left side of the line in the 2nd quarter, allowing Jamal Lewis to run in the end zone from 2 yards out...On the Ravens' next red zone penetration, Ogdien caught his 2nd-career TD pass (1st time 1996 as a rookie) from 1-yard out against the Rams...Started at LT and helped open holes, allowing Jamal Lewis to rush for an NFL record 295 yards and 2 TDs in **game 2 vs. Cle. (9/14)**...Cleared the way for Lewis to average 9.8 yards per carry, and allowed the Ravens to rush for 343 yards as a team.

2002: One of only 3 Ravens offensive players (TE Todd Heap and G Bennie Anderson) to start 16 games in 2002...**Named to his 6th-consecutive Pro Bowl and NFL Alumni Offensive Lineman of the Year**...**2002 SEASON HIGHLIGHTS:** Helped provide great pass protection, allowing QB Jeff Blake to complete 19 of 38 attempts for 316 yards and 2 TDs...Blake's 300-yard outing marked his 1st as a Raven, and the 1st by a Baltimore QB since Elvis Grbac threw for 326 yards at Cin. (9/23/01)...**Started his 100th-career game** at LT in **game 8 at Atl. (11/3)**...Helped provide stellar pass protection for QB Jeff Blake, who started his 1st game as a Raven for injured Chris Redman (back)...The OL allowed only 1 sack in 50 pass attempts and helped Blake to complete 29 passes for 298 yards and 1 TD and to rush for 1 more...Started at LT in 26-21 victory in **game 4 at Cle. (10/6)**...Helped pave the way for the Ravens' offense to rack up 201 rushing yards, including a then-career-high-tying 187 yards for RB Jamal Lewis...Delivered a punishing block to spring Lewis on his then-franchise-record 75-yard run...Also helped provide protection for QB Chris Redman to throw 2 TDs (his 2nd consecutive multi-TD game) and did not allow a sack against the Browns.

2001: Was selected to start in his **5th-consecutive Pro Bowl** and also earned **2nd-team All-Pro** honors, as he started all 16 games in 2001...**2001 SEASON HIGHLIGHTS:** Started at LT in 20-3 **Wild**

JONATHAN OGDEN 75

Card win at Mia. (1/13/02), as the OL paved the way for 226 rushing yards, the most in team postseason history...Started at LT in 19-3 win in **game 16 vs. Min. (1/7/02)**, as the OL opened holes for a 2001 regular season-high 212 rushing yards...Started at LT in **game 3 at Den. (9/30)**, as the OL did not allow a sack in the 20-13 victory over the Broncos...Started at LT in **game 1 vs. Chi. (9/9)**, and the line did not allow a sack against the Bears.


2000: First-team AP All-Pro...Pro Bowl starter for the 4th-straight season...Also earned **1st-team All-Pro** from *Sports Illustrated*, *Sporting News*, *Football Digest*, *USA Today* and *Pro Football Weekly*...Started 15 games in the regular season and 4 playoff games...**2000 SEASON HIGHLIGHTS:** Started at LT in the Ravens' 34-7 **Super Bowl XXXV victory over the NYG (1/28/01)**, helping pave the way for Jamal Lewis' 102 yards...Helped Jamal Lewis to 110 yards rushing and 2 TDs in Baltimore's 21-3 **AFC Wild Card victory over Den. (12/31)**...Started 15 of 16 games at LT in the regular season...Made his 75th NFL start in the Ravens' 13-7 win in **game 14 at Ari. (12/17)** and helped pave the way for 177 rushing yards, 126 by Jamal Lewis...Started at LT in the Ravens' 37-0 win in **game 4 vs. Cin. (9/24)**, as the line did not permit a sack...Helped block for 176 rushing yards, converted 12 of 17 3rd down conversions and scored all 7 times inside the red zone.

1999: Started every game at LT, earning his **3rd Pro Bowl** start in a row...Also named **2nd-team All-Pro** by *AP*, *Football Digest's 1st-team All-Pro* and *Pro Football Weekly All-AFC* honors...**1999 SEASON HIGHLIGHTS:** Made 50th NFL start at LT in **game 5 at Ten. (10/10)**, but left the game after re-aggravating a neck injury suffered the week before in Atl. (did not return)...Started at LT in the 19-13 OT win in **game 4 at Atl. (10/3)**...Suffered a blow to the back of his head while scrambling for a loose ball in the 2nd quarter...Doctors took every precaution, as he was carried off on a stretcher and taken to a local Atlanta hospital for X-rays (negative)...Started 48th career game in the 17-10 win

in **game 3 vs. Cle. (9/26)**, and helped the running game total 184 yards, including 113 by Errict Rhett...Started at LT in **game 2 vs. Pit. (9/19)**, helping pave way for a 101-yard rushing day by Rhett...Started in **game 1 at STL (9/12)** in opener...Suffered a hip bruise attempting to make a tackle on Taje Allen's INT return early in the 2nd quarter and did not return.

1998: Pro Bowl starter for 2nd consecutive season...AP 2nd-team All-Pro...Missed the final 3 games of the season with an ankle injury...**1998 SEASON HIGHLIGHTS:** **Snapped a 45-game starting streak** (2nd-longest on team) in **game 14 vs. Min. (12/13)** due to the ankle injury...Was replaced by James Atkins...Forced to leave in **game 13 at Ten. (12/6)** with sprains to both ankles, the 1st time he missed extensive action...Played through the injury for as long as he could, as 4 of the starting 5 OLs suffered injuries - Wally Williams, neck; Jeff Blackshear, abdomen; Orlando Brown, ankle)...Started 44th straight game in 38-31 win in **game 12 vs. Ind. (11/29)**, and helped pave way for RB Priest Holmes 103-yard rushing performance...Line did not permit a sack, as the offense matched a then-franchise record with 38 points, including 25 in the 2nd half...Started at LT in 20-13 win in **game 11 at Cin. (11/22)**, as Holmes rushed for a then-team-record 227 yards and the offense set a team mark with 247 rushing yards and permitted just 1 sack...Started 41st straight game in 13-10 win in **game 9 vs. Oak. (11/8)**...Started at LT in 24-10 win in **game 2 at NYJ (9/13)**, as the line did not permit a sack.


1997: Selected to start in **Pro Bowl** at LT...Won **All-Pro** honors from *Sports Illustrated*, *The Sporting News*, *Pro Football Weekly*, *College & Pro Football Weekly*, and *Football Digest*...Started 16 games at LT (32 straight starts overall: 16 at LG and 16 at LT)...**1997 SEASON HIGHLIGHTS:** Started at LT in **game 11 vs. Phi. (11/16)**, as line paved the way for a then-team-record 204 yards rushing...Made key block, knocking down 2 Eagles defenders, on 29-yard Michael



Jackson TD catch and run in the 1st quarter...Started at LT in **game 9 at NYJ (11/2)**, as line did not allow a sack for 2nd time in 3 games...Started **season opener vs. Jax. (8/31)**, his *1st NFL start at LT* after switching from LG.

1996: Capped tremendous rookie season with *All-Pro* selections by *Sports Illustrated* and *Dallas Morning News*...Consensus *All-Rookie* choice...Named to *USA Today's All-Rookie* team (selected by Jarrett Bell)...Permitted 1 sack all season and 3 penalties (1 of those on special teams)...Started all 16 games at LG, a switch from his natural T position...**1996 SEASON HIGHLIGHTS:** Caught a 1-yard TD pass for Baltimore's 1st score in **game 13 vs. Pit. (12/1)**...Helped pave way for 31 points and 100 yards rushing by Bam Morris...Started in **game 5 vs. NE (10/6)**, as offense rolled up 463 yards...*Made NFL debut* in **season opener vs. Oak. (9/1)** in Ravens 19-14 win.

COLLEGE, PERSONAL: Four-year starter at LT for the Bruins...His jersey, number 79, was retired in 1997, only the 8th player in school history to be so honored...Started 23 games at UCLA in his final 2 seasons and allowed just 2 sacks...The 1995 Outland Trophy Award winner was rated as the top player available regardless of position in *Pro Football Weekly's* draft preview issue, as well as "Most Coveted Player"...An outstanding athlete (world-class shot-putter)...Finished 5th in the NCAA indoor shot-put event in both 1995 and 1994...Finished 4th in the NCAA's outdoor championships with a 61' 1-1/2" heave in 1995...Unanimous 1st-team All-America in 1995...Earned 1st-team-All-Pac 10...Was named the Columbus Touchdown Club's Lineman of the Year and won the Morris Trophy as the Pac-10 Conference's Best OL...Co-winner of UCLA's Henry "Red" Sanders Award, given to the team's MVP...Runner-up for the Lombardi Award in 1 of the closest votes in history...Averaged over 13 knockdown blocks per game as he allowed only 1 sack...The Bruins' running game averaged 212.5 yards per game...Started every game at LT as a junior (1994) and allowed only 1 sack all year...All-Pac 10 Conference 1st-team pick...Was a 3rd-team All-America choice by *The Poor Man's Guide to the NFL Draft & College Sports*, adding honorable mention from *United Press International & Football News*...Sophomore 2nd-team All-America selection in 1993 by *Football News* and All-Pac 10 Conference honorable mention, despite missing 4 games with a knee injury suffered vs. Stanford...Freshman All-America 1st-team pick by *Football News* in 1992...Played in every game and started the final 5...Recipient of the John Boncheff, Jr. Memorial Award, given to the team's Rookie of the Year...Became the 1st true freshman since 1973 to start more than 2 games in a season for the Bruins...History major, twice earning Director's Honor Roll honors (3.33 GPA)...Product of St. Alban's in Washington, DC...Earned 2nd-team All-America honors as a prep senior in 1991...Was named the Washington area's Player of the Year by *USA Today* as a senior...All-League, All-City and *Washington Post Player of the Year* in football and All-Washington Metro Area choice in track...One of his biggest athletic thrills was defeating archrival Georgetown Prep by a 34-0 score as a senior...His father, Shirrel, a Washington, DC investment banker, played for Howard University in the early 1970s...His mother, Cassandra, is the executive director of the Council on Legal Education Opportunity (CLEO), a nonprofit organization that provides pre-law recruitment, counseling, placement assistance and training to increase the number of qualified minority students in law schools...Ogden has made financial contributions to CLEO...Cassandra founded the NFL Mother's Association...Established the *Jonathan Ogden Foundation*, which helps Baltimore HS students achieve their full potential through athletics and education...Has invited over 150 high school students to games each of the last 7 seasons as part of Jonathan's sponsorship of these schools...Held a "Chat with the Youth" session at the Seventh Baptist Church in Baltimore...Established "The Ogden Club" at a number of Baltimore HS, a service foundation that gets HS students involved in school and community projects... "The Ogden Club" also hires tutors to work with Baltimore city HS athletes; in turn, they tutor grade schoolers...Was the Ravens' United Way spokesman in 1998...Addressed United Way volunteers to show appreciation for their involvement...Is on the National Board of Trustees of the Urban League...Has been the Honorary Chairman for a Beacon Institute fundraiser (fulfilling elderly housing needs) for the last 6 years...Co-hosted a function for the Pediatric Diabetes Center at UMMS...Was a participant in the "Read With the Ravens" program...Participated in ribbon cutting for Ravens/NFL Grassroots Program, which provided \$100,000 to Patterson Park's Utz Field in July 2002...Participated in the Chunky Soup Weigh-In to provide funds for the Maryland Food Bank...Annually supports Patterson HS by providing an academic tutor for the student athletes...Lives in Las Vegas in the offseason where he hosted the 5th Annual Jonathan Ogden Charity Golf Outing in June 2006...Hosted the Patterson HS "Play it Smart" Academy at the Ravens training facility for a holiday party in 2004 and 2005...Participated in the Ravens ACT Auction party that benefits the Ravens All Community Team Foundation and all of the player foundations in Dec. 2004 and '05...One of 2 children; Jonathan's brother, Marques, was drafted by Jaguars (D6, 193rd overall) in 2003 and spent time on the Ravens practice squad in 2004-05...Jonathan and his wife, Kema, have 1 son, Jayden, born 2/4/05...Full name: Jonathan Phillip Ogden.



GAMES PLAYED/STARTED: (2003, IR); (2004, 6/0); (2005, 16/7) **Total 22/7**

TRANSACTIONS: Tony Pashos was selected with the 173rd overall selection in the 5th round of the 2003 NFL Draft...Pashos was the 2nd of 2 Ravens picked in that round; DT Aubrayo Franklin (Tennessee) was the 1st, 146th overall.

PRO: Tough, smart lineman who excels in run-blocking...Saw action in all 16 games, starting 7 (1st starts of his career) at RT, taking over for an injured Orlando Brown in 2005...Helped protect Ravens QBs, allowing them to complete 59.6% of their passes, a Ravens' franchise record...The 335 completions were just 3 shy of another franchise mark...Also helped pave the way for the Ravens to rush for 1,605 yards, averaging 3.6 yards per carry...Gained valuable experience in 2004, seeing action in 6 games...Missed his rookie season when he was placed on IR (8/25/03) due to a hand injury...Allocated to Cologne Centurions of NFLLEL during the 2003 offseason.

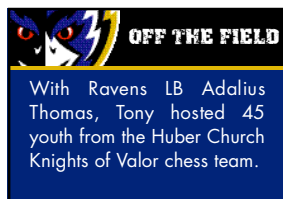
2005: Saw action in all 16 games, starting 7 at RT, taking over for an injured Orlando Brown and helped protect Ravens QBs, allowing them to complete 59.6% of their passes, a Ravens' franchise record...The 335 completions were just 3 shy of another franchise mark...Also helped pave the way for the Ravens to rush for 1,605 yards, averaging 3.6 yards per carry...**2005 SEASON HIGHLIGHTS:** Started at RT and helped protect Kyle Boller, allowing him to throw for a season-high 289 yards and 3 TDs, helping him to become the 1st QB to post 110+ point QB ratings (113.5 vs. Min. and 136.8 vs. GB) in back-to-back games in franchise history in **game 15 vs. Min. (12/25)**...Started at RT and helped protect Boller, who was not sacked, post a 70.4 completion percentage with 253 yards, 3 TDs and no INTs in the 48-3 victory in **game 14 vs. GB (12/19)**...Also helped pave the way for the Ravens to rush for a season-high 182 yards, including 105 and a TD by Jamal Lewis against the Packers...

Started his 1st-career game at RT, for an injured Orlando Brown, and helped pave the way for the Ravens to rush for 104 yards and pick up 18 1st downs in the 16-13 OT win in **game 10 vs. Pit. (11/20)**...Saw action at RT and helped protect QB Anthony Wright, allowing him to throw for a season-high 252 yards, 1 TD and pick up 20 1st downs, including 12 through the air, in **game 7 at Pit. (10/31)**.

2004: Played in 6 games and saw action on special teams...Inactive in 10, including the season finale vs. Mia. (1/2/05)...**2004 SEASON HIGHLIGHTS:** Saw action on special teams and from scrimmage in **game 12 vs. Cin. (12/5)**...Played on special teams in **game 11 at NE (11/28)**...Saw action on special teams in the 30-10 win in **game 10 vs. Dal. (11/21)**...Played on special teams in the 23-9 victory in **game 3 at Cin. (9/26)**...Saw action on special teams in **game 2 vs. Pit. (9/19)**...Saw action off the bench from scrimmage and on special teams in **game 1 at Cle. (9/12)**.

2003: Placed on IR on 8/25/03 due to a hand injury.

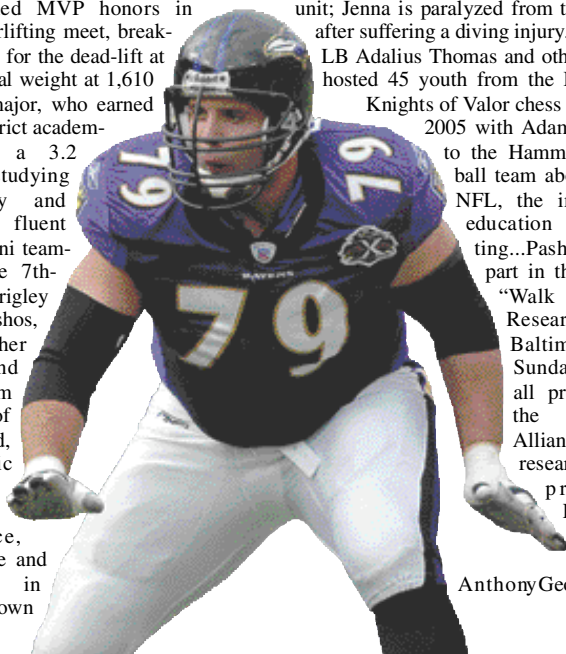
COLLEGE, PERSONAL: Pashos earned 1st-team All-Big Ten honors his last 2 years and was a mainstay on the Illini offensive line, starting every game (47) at RT during his career...Known for his size and strength, he averaged 9.2 knockdown blocks per game in his last 2 years...All-American 2nd-team pick by the *NFL Draft Report*...Earned All-Big Ten Conference 1st-team honors for the 2nd-straight year as a senior...Added Academic All-Big Ten accolades...Recipient of the Bruce Capel Award, given to the Illini player who displays the most courage...Started every game at RT,




TONY PASHOS 79

registering 114 knockdowns as the offense gained over 5,000 yards (5,356) for the 2nd-straight year...Cut-blocked LB Victor Hobson on a 46-yard TD pass from Jon Beutjer-to-Brandon Lloyd, as the team gained 543 yards against Michigan...All-Big Ten 1st-team selection as a junior...Lined up at RT, finishing 2nd on the team with 111 knockdowns as the offense generated over 5,000 yards (5,041) for the 1st time in school history...Paced a strong blocking effort, as the front wall allowed only 16 sacks (2nd in the Big Ten)...Started every game at RT as a sophomore, participating in 575 plays and registered 60 knockdowns as the OL allowed only 20 sacks...Helped the offense average 379.9 yards per game...Moved into the starting lineup at RT as a freshman, posting 41 knockdowns as he led the way for an offense that generated 4,887 yards...The OL allowed only 27 sacks...Red-shirted in 1998...Attended Lockport (IL) Township HS...Played OT, helped to lead Lockport to a 9-2 mark and the IHSA Class 6A playoff berth as a senior...Led the team in pancake blocks as a senior, earning All-SICA Blue honors...Second-team All-State selection by the *Chicago Tribune* and 1st-team All-Area by pick from the *Star* and *Herald News*...Earned 9 varsity letters, including 4 in football, 3 in track and 2 in powerlifting...Earned MVP honors in Rudy's 1997 Powerlifting meet, breaking the meet record for the dead-lift at 660 pounds and total weight at 1,610 pounds...History major, who earned conference and district academic honors with a 3.2 GPA...Enjoys studying Greek mythology and speaks fluent Greek...Helped Illini teammates conduct the 7th-inning stretch at Wrigley Field in 2002...Pashos, along with other Ravens players and representatives from the United Way of Central Maryland, M&T Bank, Civic Works and Governor Robert Ehrlich's office, helped paint, frame and rebuild homes in Baltimore's Sandtown

community in Oct. 2003 as part of the 5th annual NFL and United Way Hometown Huddle...Established a relationship with Johns Hopkins and visited the hospital several times throughout the year...At Living Classrooms in Oct. 2004, Pashos spoke to Crossroads Middle School students and spent time with participants in the Fresh Start and Project S.E.R.V.E. program...Worked with Sandtown Habitat for Humanity in 2004 to help rebuild homes in Baltimore...With Marques Ogden, visited Joppa View Elementary to kick off the 'Ravenous Readers' program...In November 2004, Pashos visited the Hamilton Center in Baltimore, an assisted living facility...Dressed up as Santa Claus for the Big Brothers/Big Sisters Holiday Party at M&T Bank Stadium in Dec. 2004...Also participated in the ESPNZone Holiday Party for Police Athletic League members in Dec. 2004...Has a special interest in history and politics and visited the White House in 2004 for a private tour...Tony was certified to sell real estate after taking courses in the 2004 offseason...In Sept. and Oct. of 2005, Tony coached basic fundamentals of football to over 100 children at Gatorade Junior Training Camps...In Oct. '05, he partnered with Brian Rimpf and visited Jenna Hostetler in the Kennedy Krieger Institute Spinal Cord Injury unit; Jenna is paralyzed from the neck down after suffering a diving injury...With Ravens LB Adalius Thomas and other teammates, hosted 45 youth from the Huber Church Knights of Valor chess team...In Nov. 2005 with Adam Terry, spoke to the Hammond HS football team about life in the NFL, the importance of education and goal-setting...Pashos also took part in the 2nd annual "Walk For Autism Research" in Baltimore, MD on Sunday, June 4th; all proceeds go to the National Alliance for Autism research...Name is pronounced: P A H - shos...Full name: Anthony George Pashos.





90 TREVOR PRYCE DEFENSIVE END

YEARS IN NFL: 10
HT: 6-5 **WT:** 286
COLLEGE: Clemson
HS: Lake Howell (Winter Park, FL)
BORN: 8/3/75, Brooklyn, NY
JOINED RAVENS: Free Agent, 2006
PRO BOWLS (4): 1999-2002

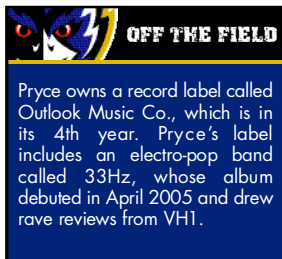
GAMES PLAYED/STARTED: (1997, 8/3); (1998, 16/15); (1999, 15/15); (2000, 16/16); (2001, 16/16); (2002, 16/16); (2003, 16/16); (2004, 2/1); (2005, 16/16) **Total 121/114**

Playoffs: (1997, 4/0); (1998, 3/2); (2000, 1/1); (2003, 1/1); (2004, 0/0); (2005, 2/2) **Total 11/6**

TRANSACTIONS: Signed with the Baltimore Ravens as a free agent on 3/14/06...Originally drafted by the Denver Broncos in the 1st round (28th overall) of the 1997 draft.

PRO: *Four-time Pro Bowl* and *2-time All-Pro* selection who has played in 121 games, starting 114 in 9 NFL seasons...Has not missed a game in 5 of the last 6 seasons...Physically imposing, versatile athlete who can play DT, as well as DE...Finished his career with the Broncos tied for 5th on their all-time sack list with 64.5 (-416 yards)...Started all 16 games and posted 41 tackles (35 solo), a share of the team lead with 4 sacks (-22 yards), 1 PD and blocked a FGA against Washington to contribute to the league's 2nd-best rush defense in 2005...Saw action in just 2 games, starting 1 due to a lower back injury in 2004...After starting the season opener, he missed 14 consecutive games recovering from 9/22/04 surgery to relieve a herniated disc in his lower back...Posted 2 solo tackles and a PD in limited action...Started all 16 regular-season games and recorded 51 tackles (41 solo) with 8.5 sacks (-58.5 yards), 2 FFs and 1 FR in 2003...Was voted defensive captain by his teammates...In 2002, was voted to his *4th consecutive Pro Bowl* as a starter...Started all 16 games at left DE and posted 61 tackles (51 solo), including a team-leading 9 sacks (-68 yards), which tied for 7th in the AFC, as well as 1 PD, 1 FF and 1 FR...Pryce had a sack in each of the Broncos' 1st 3 games...*Voted to his 3rd consecutive Pro Bowl* as a starter in 2001 and earned *2nd-team All-NFL* honors from the *Associated Press* and *College & Pro Football Newsweekly*, and *All-AFC honors* from *Football News*...Started all 16 games at RDT and posted 55 tackles (42 solo), including a tie for the team lead with 7 sacks (-50 yards) while also adding 3 PD and 2 FFs...In 2000, Pryce was *voted to his 2nd consecutive Pro Bowl* as a starter and earned *2nd-team All Pro* honors from *College & Pro Football Newsweekly* and *All-AFC* nods from *Pro Football Weekly* and *Football News*...Started at RDT for the Broncos in all 16 regular-season games and posted 44 tackles (36 solo), including a team-leading 12 sacks (-76.5 yards) as well as 2 FFs and 1 FR (at Oak. 9/17) that he returned 28 yards for his *1st-career TD*...Pryce ranked 5th in the AFC (T-9th in NFL) and was No. 1 among DTs (No. 3 in NFL) in sacks...Earned his *1st Pro Bowl as a starter* and named *1st-team All-NFL* by the *Associated Press*, *Sports Illustrated* and *College & Pro Football Newsweekly*; *2nd-team All-NFL* by *Football Digest* and *All-AFC* by *Pro Football Weekly* in 1999...Started at RDT in 15 games and ranked 8th on the Broncos (tops on the DL) with 50 tackles (36 solo), including a team-leading and *career-high 13 sacks* (-75 yards), as well as 1 INT, 3 FFs and 1 FR...Ranked 2nd in the AFC (5th in NFL) in sacks and posted more than any other DT in the league...His 13 sacks tied for 5th on Denver's all-time single-season list and were the most by a Bronco since Alfred Williams notched 13 in 1996...Started at RDT in 15-of-16 regular-season games in 1998...Ranked 7th on the team (No. 1 on the DL) with 59 tackles (48 solo), including a then-career-high 8.5 sacks (56.5 yds.) to tie for the team lead and tie for 10th in the AFC...Played the final 8 games of the regular season as a rookie (1998) and started 3 at RDT in place of Maa Tanuvasa (ankle)...Finished his 1st NFL season with 28 tackles (20 solo), including 2 sacks (-9.5 yards).

2005: (with Denver) Started all 16 games and made 41 tackles (35 solo), a share of the team lead with 4 sacks (-22 yards), contributing to the league's 2nd-best rush defense; also had 1 PD and blocked a 38-yard FGA against Washington...**2005 SEASON HIGHLIGHTS:** Made 2 solo tackles, including a 5-yard sack of Drew Brees in the **season finale at SD (12/31)**...Recorded 4 tackles (3 solo), including a sack (-3 yards) on Thanksgiving in **game 11 at Dal. (11/24)**...Started on a DL that limited the Jets to 13 offensive plays in the 1st half, including just 2 in the 2nd quarter and contributing to the Broncos' 1st



Pryce owns a record label called Outlook Music Co., which is in its 4th year. Pryce's label includes an electro-pop band called 33Hz, whose album debuted in April 2005 and drew rave reviews from VH1.

TREVOR PRYCE 90

shutout since 11/9/97 in **game 10 vs. NYJ (11/20)**... He also contributed to limiting the Jets to 22 rushing yards, including holding Curtis Martin to 7 rushing yards... Led the DL with 6 solo tackles, including a sack (-11 yards) and a FF when he came around the end and swatted the ball out of Kerry Collins' grasp, but the Raiders recovered it in **game 9 at Oak. (11/13)**... Contributed 2 solo tackles and blocked a 38-yard FGA in **game 5 vs. Was. (10/9)**.

2004: (with Denver) Saw action in just 2 games, starting 1 due to a lower back injury... After starting the season opener, he missed 14 consecutive games recovering from 9/22 surgery to relieve a herniated disc in his lower back... Posted 2 solo tackles and a PD in limited action... **2004 SEASON HIGHLIGHTS:** Returned to the field for the 1st time in more than 3 months in **game 16 vs. Ind. (1/2/05)** and made 1 tackle while playing mostly at DT... Pryce, who made 1 tackle in the 1st quarter against the Colts, was forced out of the game in the 2nd half with lower-back pain... Recorded a start at RDT in the Broncos' **season opener vs. KC (9/12)**, moving inside to replace Luther Elliss, who was inactive with a right shoulder injury... Despite missing parts of the game against the Chiefs with back pain, he totaled 1 tackle and a PD... Pryce missed the Broncos' next 14 games while recovering from surgery on his herniated disc... When he missed Denver's game at Jax. (9/19), it marked the 1st game he missed since 12/25/99, when he did not play at Detroit.

2003: (with Denver) Started all 16 regular-season games and recorded 51 tackles (41 solo) with 8.5 sacks (-58.5 yards), 2 FFs and 1 FR... Was voted defensive captain by his teammates... **2003 SEASON HIGHLIGHTS:** Pryce recorded 3 tackles, including 1.5 sacks (-5.5 yards) and had 1 FR on special teams after LB Jashon Sykes blocked punter Hunter Smith's punt in **game 15 at Ind. (12/21)**. **Played his 100th career** game and registered 3 tackles (2 solo) in **game 13 vs. KC (12/7)**... Netted 6 solo tackles, including 2 sacks (-15 yards), and 1 FF in **game 11 vs. Chi. (11/23)**, to post his 2nd multiple-sack game of the season... Started and recorded a season-high 7 tackles (6 solo) in **game 8 at Bal. (10/26)**... Led a dominant Denver defense by recording 3 tackles, including 2 sacks (-17 yards) in **game 6 vs. Pit. (10/12)**... With the sacks, he moved into 6th place on the Broncos' all-time sack list, surpassing Paul Smith (55).

2002: (with Denver) **Voted to his 4th consecutive Pro Bowl** as a starter, as he started all 16 games at left DE and posted 61 tackles (51 solo), including a team-leading 9 sacks (-68 yards), which tied for 7th in the AFC, as well as 1 PD, 1 FF and 1 FR... Pryce had 1 sack in each of the Broncos' 1st 3 games and also posted 5.5 QB takedowns in a 5-game stretch midway through the year... **2002 SEASON HIGHLIGHTS:** Blocked a Steve Christie FGA in overtime that was recovered by Deltha O'Neal (2nd FG block of his career) in **game 12 at SD (12/1)**... Posted 5 tackles, including 3 solo and 1.5 sacks (-9 yards) in **game 10 at Sea. (11/17)**... Recorded a season-high 7 tackles, including 6 solo and 1 sack (-9 yards) of Jay Fiedler on which he forced 1 fumble and recovered it to set up a FG in **game 6 vs. Mia. (10/13)**... In Denver's **game 3 vs. Buf. (9/22)**, Pryce's 1 tackle was a sack of Drew Bledsoe for a 9-yard loss... Sacked QB Jeff Garcia (-8-yards) to pass Tom Jackson (44) for 7th on the Broncos' all-time sacks list in **game 2 at SF (9/15)**.

2001: (with Denver) **Voted to his 3rd consecutive Pro Bowl** as a starter and earned **2nd-team All-NFL** honors from the *Associated Press* and *College & Pro Football Newsweekly*, and **All-AFC** honors from *Football News*... Started all 16 games at RDT and posted 55 tackles (42 solo), including a tie for the team lead with 7 sacks (-50 yards) while also adding 3 PD and 2 FFs... **2001 SEASON HIGHLIGHTS:** Recorded his 7th sack of the season, dropping QB Trent Green for a 3-yard loss among his 5 tackles in **game 13 at KC (12/16)**... Recorded 5 tackles (4 solo), including a FF and a sack in **game 13 vs. Sea. (12/9)**... Netted 4 tackles and had a FF, which led to a Broncos' FG in **game 6 at Oak. (11/5)**... Posted his 4th sack of the season (-6 yards) in his 4-tackle performance in **game 5 vs. NE (10/28)**.

2000: (with Denver) **Voted to his 2nd consecutive Pro Bowl** as a starter and earned **2nd-team All-Pro** honors from *College & Pro Football Newsweekly* and **All-AFC** nods from *Pro Football Weekly* and *Football News*... Started at RDT for the Broncos in all 16 regular-season games and posted 44 tackles (36 solo), including a team-leading 12 sacks (-76.5 yards) as well as 2 FFs and 1 FR (at Oak. 9/17) that he returned 28 yards for his **1st-career TD**... Pryce ranked 5th in the AFC (T-9th in NFL) and was No. 1 among DTs (No. 3 in NFL) in sacks... **2000 SEASON HIGHLIGHTS:** Started at RDT tackle, and posted a **career postseason-high 7 solo tackles** and 1 PD in the **AFC Wild Card Game at Bal. (12/31)**. **Tied his career high with 3 sacks** (-17 yards) in **game 6 at SD (10/8)**... Sacked Chris Chandler (-8 yards) and posted 1 FF on the play before sharing a 7-yard sack of Chandler with Harald Hasselbach in **game 2 vs. Atl. (9/10)**.

1999: (with Denver) **Earned his 1st Pro Bowl** as a starter and named **1st-team All-NFL** by the *Associated Press*, *Sports Illustrated* and *College & Pro Football Newsweekly*; **2nd-team All-NFL** by *Football Digest* and **All-AFC** by *Pro Football Weekly*... Started at RDT in 15 games and ranked 8th on the Broncos (tops on the DL) with 50 tackles (36 solo), including a team-leading and **career-high 13**

TREVOR PRYCE 90

sacks (-75 yards), as well as 1 INT, 3 FFs and 1 FR...Ranked 2nd in the AFC (5th in NFL) in sacks and posted more than any other DT in the league...His 13 sacks tied for 5th on Denver's all-time single-season list and were the most by a Bronco since Alfred Williams notched 13 in 1996...**1999 SEASON HIGHLIGHTS:** Tied his *single-game career high with 3 sacks* (-11 yards) in **game 13 at Jax. (12/13)**...Turned in perhaps the most important play of the game in Denver's 27-21 OT win in **game 11 vs. Oak. (11/22)**, when he stripped the ball from Raiders QB Rich Gannon on a sack in OT and recovered the fumble to give Denver possession at Oakland's 24-yard line to set up a game-winning score...Established a career high with 3 sacks in **game 3 at TB (9/26)**...It marked the 1st time since 10/6/97 (Maa Tanuvasa) that a Bronco registered 3 sacks in 1 game...Pulled in his 2nd-career INT in **game 2 at KC (9/19)** as he snagged the ball out of the air after Elvis Grbac was hit by Neil Smith while trying to throw.

1998: (with Denver) Started at RDT in 15-of-16 regular-season games and ranked 7th on the team (No. 1 on the DL) with 59 tackles (48 solo), including a then-career-high 8.5 sacks (-56.5 yds.) to tie for the team lead and tie for 10th in the AFC...**1998 SEASON HIGHLIGHTS:** Started and posted 1 solo tackle and added 1 assisted tackle in the Broncos' 34-19 win in **Super Bowl XXXIII vs. Atl. (1/31)**, as Denver repeated as Super Bowl champions...Recorded his *1st-career INT* in **game 4 at Was. (9/27)**, picking off a Trent Green pass in Broncos territory to stop a Redskins drive just before halftime...*Blocked his 1st-career FG*, which came early in the 2nd quarter of the **season opener vs. NE (9/7)** when he penetrated the Patriots' line to thwart a 37-yard FGA by Adam Vinatieri, making the recovery as well, to set Denver up for a drive that would result in a TD.

1997: (with Denver) Played the final 8 games of the regular season as a rookie and started 3 at RDT in place of Maa Tanuvasa (ankle)...Finished his 1st NFL season with 28 tackles (20 solo), including 2 sacks (-9.5 yards)...**1997 SEASON HIGHLIGHTS:** Assisted tackle in the **AFC Championship game at Pit. (1/11)**...He made his *1st-career start* and netted 3 solo tackles in **game 13 at SD (11/30)**...Saw his 1st-NFL action and made 2 tackles, including a half-sack (-.5 yards) in **game 9 vs. Sea. (11/2)**.

COLLEGE, PERSONAL: Pryce played 1 season (1996) at DE for Clemson University, starting all 11 games and earning 1st-team All-Atlantic Coast Conference honors after transferring from the University of Michigan, where he played LB from 1993-94 (20 games/8 starts)...He sat out the 1995 season due to NCAA transfer rules...Pryce finished his collegiate career with 118 tackles (72 solo), including 11.5 sacks (-105 yards) and 24 TFL (-127 yards), as well as 31 QB pressures, 3 FFs, 3 FRs and 2 PDs...Was a consensus All-American and the top-rated defensive line prospect in the country by *the Sporting News* at Lake Howell (Winter Park, FL) HS...Earned All-Central Florida, All-Conference and All-District accolades while also excelling in track, finishing 2nd in the district finals in the 110-meter high hurdles (15.0)...Pryce owns a record label called Outlook Music Co., which is in its 4th year and has signed such acts as Roman Candle and Daphne Loves Derby...Pryce's label also includes an electro-pop band called 33Hz whose album debuted in April 2005 and drew rave reviews from VH1...The 1st release on the label, by the group Roman Candle, is called "Says Pop" and was issued in spring 2002...Pryce also is an accomplished DJ who will release The Turntable Club, an album that features him playing guitar, keyboard, drums and bass...He was a communications major in college and has a music studio in the basement of his home in Colorado...Pryce has 2 daughters, Khary (7) and Kamryn (4)...Full name: Trevor Wesley Pryce II.

2005

Game-by-Game Tackles

Broncos

Date/Opp.	TT	Solo	AS	Sacks	FF	FR	INTs	PD
9/11 @ Mia.	1	1	0	0-0	0	0	0-0	0
9/18 vs. SD	2	1	1	0-0	0	0	0-0	0
9/26 vs. KC	9	7	2	0-0	0	0	0-0	0
10/2 @ Jax.	1	1	0	0-0	0	0	0-0	0
10/9 vs. Was.	2	2	0	0-0	0	0	0-0	0
10/16 vs. NE	1	0	1	0-0	0	0	0-0	0
10/23 @ NYG	2	2	0	0-0	0	0	0-0	0
10/30 vs. Phi.	3	2	1	1-3	0	0	0-0	0
11/13 @ Oak.	6	6	0	1-11	1	0	0-0	0
11/20 vs. NYJ	0	0	0	0-0	0	0	0-0	0
11/24 @ Dal.	4	3	1	1-3	0	0	0-0	0
12/4 @ KC	3	3	0	0-0	0	0	0-0	0
12/11 vs. Bal.	1	1	0	0-0	0	0	0-0	0
12/17 @ Buf.	2	2	0	0-0	0	0	0-0	0
12/24 vs. Oak.	2	2	0	0-0	0	0	0-0	0
12/31 @ SD	2	2	0	1-5	0	0	0-0	0
Totals	41	35	6	4-22	1	0	0-0	0
Playoffs								
1/14/06 vs. NE	1	1	0	0-0	0	0	0-0	0
Totals	1	1	0	0-0	0	0	0-0	0

2004

Game-by-Game Tackles

Broncos

Date/Opp.	TT	Solo	AS	Sacks	FF	FR	INTs	PD
9/12 vs. KC	1	1	0	0-0	0-0	0	0-0	1
9/18 vs. Jax.				INACTIVE	-BACK			
9/25 vs. SD				INACTIVE	-BACK			
10/3 @ TB				INACTIVE	-BACK			
10/10 vs. Car.				INACTIVE	-BACK			
10/17 @ Oak.				INACTIVE	-BACK			
10/25 @ Cin.				INACTIVE	-BACK			
10/31 vs. Atl.				INACTIVE	-BACK			
11/7 vs. Hou.				INACTIVE	-BACK			
11/21 @ NO				INACTIVE	-BACK			
11/28 vs. Oak.				INACTIVE	-BACK			
12/5 @ SD				INACTIVE	-BACK			
12/12 vs. Mia.				INACTIVE	-BACK			
12/19 @ KC				INACTIVE	-BACK			
12/25 @ Ten.				INACTIVE	-BACK			
1/2/05 vs. Ind.	1	1	0	0-0	0-0	0	0	0
Totals	2	2	0	0-0	0-0	0	0	1
Playoffs								
1/9/05 @ Ind.				INACTIVE	-BACK			
Totals	0	0	0	0-0	0-0	0	0-0	0

TREVOR PRYCE 90

2003

Game-by-Game Tackles

Broncos

Date/Opp.	TT	Solo	AS	Sacks	FF	FR	INTs	PD
9/7 @ Cin.	3	3	0	1-6	1	0	0-0	0
9/14 @ SD	2	2	0	0-0	0	0	0-0	0
9/21 vs. Oak.	1	1	0	0-0	0	0	0-0	0
9/28 vs. Det.	5	5	0	1-8	0	0	0-0	0
10/5 @ KC	1	0	1	0-0	0	0	0-0	0
10/12 vs. Pit.	3	3	0	2-17	0	0	0-0	0
10/19 @ Min.	5	4	1	1-7	0	0	0-0	0
10/26 @ Bal.	7	6	1	0-0	0	0	0-0	0
11/3 vs. NE	2	1	1	0-0	0	0	0-0	0
11/16 vs. SD	2	2	0	0-0	0	1	0-0	0
11/23 vs. Chi.	6	6	0	2-15	1	0	0-0	0
11/30 @ Oak.	1	0	1	0-0	0	0	0-0	0
12/7 vs. KC	3	2	1	0-0	0	0	0-0	0
12/14 vs. Cle.	2	1	1	0-0	0	0	0-0	0
12/21 @ Ind.	3	3	0	1.5-5.5	0	0	0-0	0
12/28 @ GB	4	2	2	0-0	0	0	0-0	0
Totals	51	41	10	8.5-58.5	2	1	0-0	0

Playoffs

1/4/04 @ Ind.	2	2	0	0-0	0	0	0-0	0
Totals	2	2	0	0-0	0	0	0-0	0

2001

Game-by-Game Tackles

Broncos

Date/Opp.	TT	Solo	AS	Sacks	FF	FR	INTs	PD
9/10 vs. NYG	5	4	1	1-8	0	0	0-0	0
9/23 @ Ari.	2	2	0	1-3	0	0	0-0	0
9/30 vs. Bal.	4	4	0	0-0	0	0	0-0	0
10/7 vs. KC	4	4	0	1-4	0	0	0-0	0
10/14 @ Sea.	4	3	1	0-0	0	0	0-0	2
10/21 @ SD	4	1	3	0-0	0	0	0-0	0
10/28 vs. NE	3	3	0	1-6	0	0	0-0	0
11/5 @ Oak.	4	4	0	0-0	1	0	0-0	0
11/11 vs. SD	2	1	1	1-18	0	0	0-0	0
11/18 vs. Was.	2	1	1	0-0	0	0	0-0	1
11/22 @ Dal.	4	2	2	0-0	1	0	0-0	0
12/2 @ Mia.	3	2	1	0-0	0	0	0-0	0
12/9 vs. Sea.	5	4	1	1-8	0	0	0-0	0
12/16 @ KC	5	4	1	1-3	0	0	0-0	0
12/30 vs. Oak.	2	1	1	0-0	0	0	0-0	0
1/6/02 @ Ind.	2	2	0	0-0	0	0	0-0	0
Totals	55	42	13	7-50	2	0	0-0	3

1999

Game-by-Game Tackles

Broncos

Date/Opp.	TT	Solo	AS	Sacks	FF	FR	INTs	PD
9/13 vs. Mia.	2	2	0	0-0	0	0	0-0	0
9/19 @ KC	4	1	3	0-0	0	0	1-0	0
9/26 @ TB	8	4	4	3-29	0	0	0-0	0
10/3 vs. NYJ	5	5	0	1-5	0	0	0-0	0
1/10 @ Oak.	2	2	0	1-9	0	0	0-0	0
10/17 vs. GB	2	1	1	0-0	0	0	0-0	0
10/24 @ NE	4	3	1	0-0	0	0	0-0	0
10/31 vs. Min.	4	4	0	1-8	0	0	0-0	0
11/7 @ SD	3	1	2	1-3	1	0	0-0	0
11/14 @ Sea.	2	2	0	0-0	0	0	0-0	0
11/22 vs. Oak.	3	2	1	1-0	1	1	0-0	0
12/5 vs. KC	1	1	0	0-0	0	0	0-0	0
12/13 @ Jax.	7	5	2	3-11	1	0	0-0	0
12/19 vs. Sea.	1	1	0	1-7	0	0	0-0	0
12/25 @ Det.	INACTIVE—KNEE							
1/2/00 vs. SD	2	2	0	1-3	0	0	0-0	0
Totals	50	36	14	13-75	3	1	1-0	0

2002

Game-by-Game Tackles

Broncos

Date/Opp.	TT	Solo	AS	Sacks	FF	FR	INTs	PD
9/8 vs. STL	5	4	1	1-9	0	0	0-0	0
9/15 @ SF	2	2	0	1-8	0	0	0-0	0
9/22 vs. Buf.	2	2	0	1-4	0	0	0-0	0
9/30 @ Bal.	2	2	0	0-0	0	0	0-0	0
10/6 vs. SD	3	3	0	0-0	0	0	0-0	0
10/13 vs. Mia.	7	6	1	1-9	1	1	0-0	0
10/20 @ KC	5	5	0	2-17	0	0	0-0	0
10/27 @ NE	4	4	0	1-7	0	0	0-0	0
11/11 vs. NE	3	3	0	0-0	0	0	0-0	0
11/17 @ Sea.	5	3	2	1.5-9	0	0	0-0	0
11/24 vs. Ind.	2	2	0	0-0	0	0	0-0	0
12/1 @ SD	3	3	0	0-0	0	0	0-0	0
12/8 @ NYJ	5	3	2	0-0	0	0	0-0	0
12/15 vs. KC	3	2	1	0-0	0	0	0-0	0
12/22 @ Oak.	5	5	0	0-0	0	0	0-0	0
12/29 vs. Ari.	5	2	3	0.5-5	0	0	0-0	0
Totals	51	10	61	9-68	1	1	0-0	0

2000

Game-by-Game Tackles

Broncos

Date/Opp.	TT	Solo	AS	Sacks	FF	FR	INTs	PD
9/4 @ STL	1	1	0	0-0	0	0	0-0	0
9/10 vs. Atl.	2	1	1	11.5-11.5	1	0	0-0	0
9/17 @ Oak.	2	2	0	0-0	0	1	0-0	0
9/24 vs. KC	3	3	0	0-0	0	0	0-0	0
10/1 vs. NE	4	4	0	1.5-11	0	0	0-0	0
10/8 @ SD	7	5	2	3-17	0	0	0-0	0
10/15 vs. Cle.	2	2	0	1-5	0	0	0-0	0
10/22 @ Cin.	1	1	0	0-0	0	0	0-0	0
11/5 @ NYJ	2	1	1	0-0	0	0	0-0	0
11/13 vs. Oak.	2	2	0	1-4	0	0	0-0	0
11/19 vs. SD	4	1	3	1-5	0	0	0-0	0
11/26 @ Sea.	2	2	0	0-0	0	0	0-0	0
12/3 @ NO	2	2	0	2-14	0	0	0-0	0
12/10 vs. Sea.	2	2	0	0-0	0	0	0-0	0
12/17 @ KC	5	4	1	0-0	0	0	0-0	0
12/23 vs. SF	3	3	0	1-9	1	0	0-0	0
Totals	44	36	8	12-76.5	2	1	0-0	0
12/31 @ Bal.	7	7	0	0-0	1	0	0-0	0
Totals	7	7	0	0-0	1	0	0-0	0

1998

Game-by-Game Tackles

Broncos

Date/Opp.	TT	Solo	AS	Sacks	FF	FR	INTs	PD
9/7 vs. NE	5	3	2	0-0	0	0	0-0	0
9/13 vs. Dal.	5	4	1	0-0	0	0	0-0	0
9/20 @ Oak.	4	3	1	1-7	0	0	0-0	0
9/27 @ Was.	3	3	0	0-0	0	0	1-1	0
10/4 vs. Phi.	3	3	0	1-4	0	0	0-0	0
10/11 @ Sea.	1	1	0	1-7	0	0	0-0	0
10/25 vs. Jax.	6	6	0	2-17	0	0	0-0	0
11/1 @ Cin.	8	6	2	0-0	0	0	0-0	0
11/8vs. SD	1	1	0	0-0	0	0	0-0	0
11/16 @ KC	3	2	1	1-10	0	0	0-0	0
11/22 vs. Oak.	3	3	0	1-2	0	0	0-0	0
11/29 @ SD	3	1	2	0-0	0	0	0-0	0
12/6 vs. KC	4	3	1	0-0	0	0	0-0	0
12/13 @ NYG	2	2	0	0.5-5.5	0	0	0-0	0
12/21 @ Mia.	5	5	0	0-0	0	0	0-0	0
12/27 vs. Sea.	3	2	1	1-4	0	0	0-0	0
Totals	59	48	11	8.5-56.5	0	0	1-1	0

Playoffs

1/9/99 vs. Mia.	2	2	0	0-0	0	0	0-0	0
1/17/99 vs. NYJ	1	1	0	0-0	0	0	0-0	0
1/31/99 vs. Atl.	1	0	1	0-0	0	0	0-0	0
Totals	4	3	1	0-0	0	0	0-0	0

TREVOR PRYCE


TREVOR PRYCE 90

1997

Game-by-Game Tackles

Broncos

Date/Opp.	TT	Solo	AS	Sacks	FF	FR	INTs	PD
8/31 vs. KC				INACTIVE				
9/7 @ Sea.				INACTIVE				
9/14 vs. STL				INACTIVE				
9/21 vs. Cin.				INACTIVE				
9/28 @ Atl.				INACTIVE				
10/6 vs. NE				INACTIVE				
10/19 @ Oak.				INACTIVE				
10/26 @ Buf.				INACTIVE				
11/2 vs. Sea.	2	1	1	0.5-0.5	0	0	0-0	0
11/9 vs. Car.	3	2	1	0.5-3	0	0	0-0	0
11/16 @ KC	2	1	1	0-0	0	0	0-0	0
11/24 vs. Oak.	7	5	2	0-0	0	0	0-0	0
11/30 @ SD	3	3	0	0-0	0	0	0-0	0
12/7 @ Pit.	2	1	1	0-0	0	0	0-0	0
12/15 @ SF	7	5	2	0-0	0	0	0-0	0
12/21 vs. SD	2	2	0	1-6	0	0	0-0	0
Totals	20	8	28	2-9.5	0	0	0-0	0
Playoffs								
12/27 vs. Jax.	1	1	0	1-0	0	0	0-0	0
1/4/98 @ KC	0	0	0	0-0	0	0	0-0	0
1/11/98 @ Pit.	1	0	1	0-0	0	0	0-0	0
1/25/98 vs. GB	0	0	0	0-0	0	0	0-0	0
Totals	2	1	1	1-0	0	0	0-0	0



REGULAR SEASON

Year	TT	Solo	AS	Sacks	FF	FR	TDs	INTs	TDs	PD
1997	28	20	8	2-9.5	0	0	0	0-0	0	0
1998	59	48	11	8.5-56.5	0	0	0	1-1	0	0
1999	50	36	14	13-75	3	1	0	1-0	0	0
2000	44	36	8	12-76.5	2	1	1	0-0	0	0
2001	55	42	13	7-50	2	0	0	0-0	0	3
2002	61	51	10	9-68	1	1	0	0-0	0	1
2003	51	41	10	8.5-58.5	2	1	0	0-0	0	0
2004	2	2	0	0-0	0	0	0	0-0	0	1
2005	41	35	6	4-22	1	0	0	0-0	0	1
Totals	391	311	80	64-416	11	4	1	2-1	0	6

CAREER SINGLE-GAME HIGHS (regular season)

Total Tackles:

8 2 times (last: 9/26/99 at TB)

Sacks:

3 3 times (last: 10/8/00 at SD)

Forced Fumbles:

1 11 times (last: 11/13/05 at Oak.)

Passes Defensed:

2 (10/14/01 at Sea.)

Solo Tackles:

6 5 times (last: 10/26/03 at Bal.)

INTs:

1 2 times (last: 9/27/99 at Was.)

Fumble Recoveries:

1 4 times (last: 11/16/03 vs. SD)

TREVOR PRYCE

POSTSEASON

Year	TT	Solo	AS	Sacks	FF	FR	TDs	INTs	TDs	PD
1997	2	1	1	1-0	0	0	0	0-0	0	0
1998	4	1	3	0-0	0	0	0	0-0	0	0
2000	7	7	0	0-0	0	0	0	0-0	0	1
2003	2	2	0	0-0	0	0	0	0-0	0	0
Totals	15	11	4	1-0	0	0	0	0-0	0	1

Additional Statistics: Recovered a blocked punt at Indianapolis (12/21/03). Blocked a 38-yard FGA in OT by Steve Christie at San Diego (12/1/02). Returned a fumble 28 yards for a TD at Oak. (9/17/00). Blocked a 37-yard FGA by Adam Vinatieri vs. NE (9/7/98). Recorded a safety vs. Min. (10/31/99) with a sack of Jeff George in the end zone.

20 ED REED
SAFETY

YEARS IN NFL: 5
HT: 5-11 WT: 200
COLLEGE: Miami (FL)
HS: Destrehan (St. Rose, LA)
BORN: 9/11/78, St. Rose, LA
JOINED RAVENS: Draft 1 (24th), 2002
PRO BOWLS (2): 2003, 2004

GAMES PLAYED/STARTED: (2002, 16/16); (2003, 16/15); (2004, 16/16); (2005, 10/10)
Total 58/57

Playoffs: (2003, 1/1) **Total 1/1**

TRANSACTIONS: Ed Reed was picked with the 24th overall selection in the 1st round of the 2002 NFL Draft...Reed was the 4th DB taken in the 1st round (behind Quentin Jammer - San Diego, Roy Williams - Dallas and Phillip Buchanon - Oakland) and the 2nd S picked overall...Reed, along with Bryant McKinnie, Jeremy Shockey, Buchanon and Mike Rumph, tied an NFL record of 5 players selected in the 1st round from the same college (Miami)...In 1968, 5 players were selected in the 1st round out of the University of Southern California...Miami broke the record in 2004 with 6.

PRO: *Two-time Pro Bowler* and *2004 AP NFL Defensive Player of the Year* in his 1st 4 NFL seasons...Also named *1st-team All-Pro* by AP, C&PFWA, *Football Digest* and *All-Conference and All-NFL* by PFW in 2004...A dynamic playmaker, with great instincts and great knowledge of the game, Reed started 10 games in 2005, missing 6 with a severe high ankle sprain...Despite missing 6 games, Reed still managed to record 40 tackles (36 solo), 12 PD and 1 INT, despite teams consistently throwing away from him...Reed established himself as the premier defensive playmaker in the NFL, starting all 16 games at S in 2004...Finished the season leading the NFL with a *franchise-record 9 INTs*, which he returned for an *NFL-record 358 yards*, breaking a 43-year old record (Charlie McNeil - 349 in 1961)...Reed *returned an INT an NFL-record 106 yards for a TD* (vs. Cleveland)...He posted 89 tackles (80 solo), led the team with 17 PD, 3 FF, 2 sacks and 2 FRs (1 of which he returned for a TD) in 2004...Baltimore is 15-4 when Reed records an INT, and that included a 7-1 mark in 2004...With his INT vs. Miami (1/2/05), Reed took over sole possession of 1st place on the Ravens' all-time INT list with 21...Named to his *1st Pro Bowl* in 2003...Also earned *AP 2nd-team All-Pro*, *Sports Illustrated All-Pro*, *Pro Football Weekly All-AFC team*, *Football Digest 2nd-team All-Pro* and *The Sporting News All-Pro* honors...Saw action in all 16 regular season games, starting 15, plus 1 postseason contest in 2003...Led the team with 19 PD and tied a then-franchise record with 7 INTs, 1 of which he returned for a TD...Also blocked 2 punts, both of which he returned for TDs, the 2nd and 3rd of his career (*tied Tom Flynn for the most blocked punt returns for TDs in a career in NFL history - since the merger in 1970*)...Finished 5th on the team with 92 tackles (77 solo), 1 sack and 1 FF...Reed burst on the scene as a rookie, starting all 16 games in 2002...Named to the *Pro Football Weekly All-Rookie team* in 2002 after finishing 4th on the team with 86 tackles (69 solo)...*Led the team with 5 INTs (returned for 167 yards)* and had 13 PD, 1 sack, 1 FF and 1 FR...Also proved his versatility on special teams, posting 8 tackles and *blocked the 1st punt in Ravens franchise history*...*Added a 2nd blocked punt, which he returned for a TD (1st in team history)*...Was the 1st S and the 3rd DB selected in the 1st round in Ravens history (Duane Starks, 1998 and Chris McAlister, 1999).

2005: Started 10 games (missing 6 with a severe ankle injury) and recorded 40 tackles (36 solo), 12 PD and 1 INT...**2005 SEASON HIGHLIGHTS:** Had a PD and an INT, which he returned 23 yards in the *season finale at Cle. (1/1/06)*...Tied a season high with 7 tackles (6 solo) and led the team with 3 PD in the 30-23 victory in *game 15 vs. Min. (12/25)*...Recorded 5 tackles (3 solo) and led the team with a game-high 4 PD in the 48-3 win in *game 14 vs. GB (12/19)*...Saw his 1st action in 6 weeks (ankle) and posted 4 tackles and 1 PD in the 16-15 victory in *game 12 vs. Hou. (12/4)*...Was inactive (ankle) in *games 6-11*...Led the secondary with a season-high 7 tackles (6 solo) and a QB hit

OFF THE FIELD

Has a year-round relationship with Baltimore's Booker T. Washington Middle School that includes mentoring, sponsorship and incentives to achieve in school and at home.

ED REED 20

despite leaving the game in the 4th quarter with an ankle injury in **game 5 vs. Cle. (10/16)**...Led the secondary with 5 tackles (all solo) in the 13-3 victory in **game 3 vs. NYJ (10/2)**.

2004: A record-breaking season led to winning the *AP NFL Defensive Player of the Year*, the 2nd-consecutive year a Raven has won the award (Ray Lewis in 2003)...Also earned his *2nd-consecutive Pro Bowl nod* and was named *1st-team All Pro* by *AP*, *C&PFWA*, *Football Digest* and *All Conference* and *All NFL by PFW* in 2004...Started all 16 games and *led the NFL with a franchise-record 9 INTs* (former record of 7 set by Rod Woodson in 1999 and Reed in 2003)...Reed also took over sole possession of Baltimore's all-time INT record with 21 (Ray Lewis, Rod Woodson and Duane Starks were tied for 2nd with 20)...Broke the *NFL single-season record with 358 INT return yards*, surpassing San Diego's Charlie McNeil (349) in 1961...Reed broke another NFL record with his 106-yard INT return, longest INT return in NFL history, to seal the victory vs. Cle. (11/7), earning *AFC Defensive Player of the Week* honors (Week 9) for his efforts...Led secondary and tied for 4th on the team (Kelly Gregg) with 89 tackles (80 solo) and led team with 17 PD...On the season, Reed had 2 TDs, including 1 FR for a TD against Was. (10/10), 3 FFs and 2 FRs...Had 2 sacks (-28 yards)...**2004 SEASON HIGHLIGHTS:** Recorded 2 solo tackles, including 1 TFL, 3 PD and his *league-leading 9th INT*, which he returned 41 yards in 30-23 victory in the **season finale vs. Mia. (12/05)**...Gave him an *NFL record 358 INT return yards*, breaking a 43-year-old record (349 by Charlie McNeil, SD in 1961) against the Dolphins...Netted 4 tackles and 1 INT, which he returned 6 yards, then pitched to Deion Sanders, who raced another 16 yards, setting up a FG with 3 seconds remaining in the 1st half in the 37-14 victory in **game 13 vs. NYG (12/12)**...Posted 8 tackles, 1 FF, 1 FR and tied a Ravens' record (Woodson - 1999 and Reed - 2003) with his 7th INT of the season, which he returned 21 yards before fumbling (CB Chris McAlister picked up and raced 64 yards for a TD) in **game 12 vs. Cin. (12/5)**...Earned *AFC Defensive Player of the Month* award for November...Led the secondary with 9 tackles (8 solo) and recorded an INT in the end zone for the 2nd-consecutive game, returning it 78 yards (returned it 104 yards for a TD, but was called back following a holding penalty), setting up the Ravens' 1st score in **game 9 at NYJ (11/14)**...The defense held an opponent without a TD pass for the 2nd-consecutive game in the 20-17 OT victory against the Jets...Recorded 5 tackles (4 solo), 2 PD and posted his 4th INT of the season with 45 seconds remaining in the game, which he returned an NFL-record 106 yards for a TD to seal the 27-13 victory in **game 8 vs. Cle. (11/7)**...Produced the biggest play in the game when he stripped QB Mark Brunell (sack for -15 yards), forced him to fumble, recovered it and raced 22 yards for a TD in **game 5 at Was. (10/10)**...Also led the Ravens' secondary with 6 tackles (all solo), including 1 for loss against the Redskins...*Tied a career high with 2 INTs* (3rd-career multi-INT game), which he returned 90 yards in **game 3 at Cin. (9/26)**...Reed also had 4 solo tackles and 3 PD against the Bengals, earning the defensive game ball.

2003: Earned *AP 2nd-team All-Pro*, *Sports Illustrated All-Pro*, *Pro Football Weekly All-AFC team*, *Football Digest 2nd-team All-Pro* and *The Sporting News All-Pro* honors...Saw action in all 16 regular season games, starting 15, plus 1 postseason contest in 2003...Led the team with 19 PD and tied a then-franchise record with 7 INTs, 1 of which he returned for a TD...Also blocked 2 punts,

DID YOU KNOW?

In his 4 years in the NFL, Ed Reed is the Ravens' all-time INTs leader with 22. Reed also has the most return yards in franchise history (680). Reed pulled in 1 INT in 2005 after missing 6 games with a severe ankle injury. He led the league with 9 INTs in 2004, returning those for an NFL record 358 yards, including a 106-yard return for a TD, the longest INT return in NFL history.

RAVENS INTERCEPTION LEADERS:

RANK	NAME	YEARS	INT	YARDS	AVG.	LG	TD
1	Reed, Ed	2002-05	22	680	30.9	106t	3
2	Lewis, Ray	1996-2005	21	359	17.1	64	1
3	Woodson, Rod	1998-2001	20	380	19.0	66t	5
	Starks, Duane	1998-2001	20	196	11.7	64	1
5	McAlister, Chris	1999-2005	16	337	21.1	98t	3

both of which he returned for TDs, the 2nd and 3rd of his career (*tied Tom Flynn for the most blocked punt returns for TDs in a career in NFL history - since the merger in 1970*)...Finished 5th on the team with 92 tackles (77 solo), 1 sack and 1 FF...**2003 SEASON HIGHLIGHTS:** Posted 3 solo tackles, 2 PD and his 1st-career postseason INT in the **Wild Card loss vs. Ten. (1/3/04)**...Had 1 tackle, 1 PD and tied for the AFC lead with his team-record-tying 7th INT in the **season finale vs. Pit. (12/28)**...Had 10 tackles (7 solo) and produced the biggest play of the game when he blocked a Tom Rouen punt, recovered the ball and returned it 16 yards for a TD, to cut the deficit to 10 with just 6:41 remaining in **game 11 vs. Sea. (11/23)**...The Ravens went on to tie the game and eventually win in OT...*With that blocked punt return for a TD, Reed tied Tom Flynn for the most blocked punt returns for TDs in a career in NFL history (since the merger in 1970)*...Started at SS and had 6 solo tackles and his 4th INT of the season in **game 5 at Ari. (10/12)**...Also earned **AFC Special Teams Player of the Week** honors after he blocked a punt (3rd of his career) and returned it 22 yards for a TD (2nd time in his career) against the Cardinals...His only missed start (at Oak., 12/14) was because the defense's 1st play was in goal line.

2002: Started all 16 games as a rookie and finished 4th on the team with 86 tackles (69 solo)...Also posted 1 sack (3 yards), 13 PD and *a Ravens' rookie record-tying 5 INTs (Ravens best in 2002)*...Reed also blocked the 1st 2 punts in franchise history, 1 of which he returned for a TD, and had 8 special teams tackles...**2002 SEASON HIGHLIGHTS:** Started at SS in **game 16 at Pit. (12/29)** and had 10 tackles (8 solo), including 1 TFL against the Steelers...Started at SS and had 5 tackles (4 solo) in 23-19 win in **game 14 at Hou. (12/15)** and tied the franchise's rookie record (Duane Starks - 1998 and Chris McAlister - 1999) with his 5th INT against the Texans...Started at S and recorded 9 tackles

(7 solo) in 13-12 win in **game 11 vs. Ten. (11/24)**...Also had his 2nd-career blocked punt, which he returned 11 yards for a TD (the 1st in franchise history) against the Titans...Started and recorded 6 tackles (3 solo) in **game 9 vs. Cin. (11/10)**...Also recorded 2 INTs and returned them 67 yards against the Bengals...Started at SS in **game 4 at Cle. (10/6)**...Posted 3 tackles and 4 PD and had his 2nd-career INT in the end zone with 1 second remaining in the game to secure the 26-21 victory against the Browns...Also posted 2 assisted tackles...Started at SS and amassed 4 solo tackles in **game 3 vs. Den. (9/30)**...*Intercepted Brian Griese for his 1st-career INT and blocked the 1st punt in Ravens history against the Broncos.*

COLLEGE, PERSONAL: Consensus 1st-team All-America selection as a senior at Miami...*Football News* National Player of the Year...Unanimous All-Big East Conference 1st-team selection and Co-Defensive Player of the Year...Started all 11 games and was team leader on Hurricanes National Championship team at S as a senior... Recorded 44 tackles (35 solo), 2 FRs and led Big East with 19 PD...Led team and was 2nd in school history with 9 INTs (Bennie Blades, 10 in 1986) for a school record 209 yards and 3 TDs...Team co-captain...Consensus 1st-team All-America and consensus 1st-team All-Big East selection as junior...Started all 11 games...Was 3rd on team with 80 tackles (56 solo)...Led Big East with school-record 23 PD...Was 3rd in nation with 8 INTs for 92 yards, including 2 TDs...Recorded 9 tackles (6 solo) and 2 PD in 37-20 victory over Florida in Nokia Sugar Bowl...Earned All-Big East 2nd-team honors as a sophomore... Started 11-of-12 games at SS...Was 5th on team with 74 tackles (48 solo) and was 4th on team with 4.0 sacks... Also amassed 11 TFL, 2 INTs, 4 PD, 1 FF and 1 FR...Named Freshman All-America by both *Football News* and *The Sporting News*...Played and started in all 11 games at FS...Led Miami secondary with 90 TTs, including



ED REED 20

61 solo...Led the team in both FFs (4) and INTs (2)...Also netted 7 PD...Named Big East Defensive Player of the Week after recording career-high 15 tackles, including 1 sack at West Virginia...Also had an INT vs. the Mountaineers...Recorded 1st-career INT vs. Cincinnati...Blocked a punt, which was returned 12 yards for a TD in win vs. East Tennessee State...Was member of Hurricane track and field team...Graduated with degree in liberal arts in May 2001...Took graduate level writing course in fall of 2001...All-State and All-County selection at DB and KR at Destrehan (St. Rose, LA) HS...*New Orleans Times-Picayune* District Most Valuable Defensive Player as senior...Totaled 83 tackles, 7 INTs, 12 PD and 3 FFs as senior...Saw action at RB and QB...Also returned 3 punts for TDs...Averaged 20 points per game as member of basketball team as senior...State qualifier in javelin and 4x100 relay...Co-hosted the College Bound Foundation's annual Mid-Summer Fest fundraiser with WBAL-TV's Gerry Sandusky in July 2002...Participated in a Toy Drive with Sam's Club during December...Appeared at the All Community Team Auction party '02-'05, helping to raise close to \$500,000 in the silent and live auctions...Reed, along with other Ravens teammates, gave an inspirational message to high school students about segments of the Ravens R.I.S.E. program...Ravens produced 4 Ravens R.I.S.E. assemblies for Baltimore-area high school students...At each event, Ravens players discussed how to Realize, Improve, Share and Expand their talents (R.I.S.E.)...The interactive and motivational assemblies incorporated music, visual presentations and Q&A periods with the high schoolers...He also signed autographs at a military unit in Hawaii during the 2003 Pro Bowl...Second-oldest of 5 brothers...Wrote the "Eye of the Hurricane," a weekly diary on baltimore Ravens.com in 2003...Was a weekly correspondent for the NFL Network during the 2003 season...Surprised his mother by buying and fully furnishing a house for her in 2002, before he bought a house for himself...Established relationship with Booker T. Washington Middle School, where Ed visits students and provides tickets to each home game to the middle schoolers who reach certain incentives...Hosted BTW students for a day at mini-camp in June 2005...Also ran a football

2005									
Game-by-Game Tackles									
Ravens									
Date/Opp.	TT	Solo	AS	INT	FF	FR	Sacks	PD	
9/11 vs. Ind.	3	3	0	0-0	0	0	0-0	1	
9/18 @ Ten.	3	3	0	0-0	0	0	0-0	0	
10/2 vs. NYJ	5	5	0	0-0	0	0	0-0	0	
10/9 @ Det.	2	2	0	0-0	0	0	0-0	0	
10/16 vs. Cle.	7	6	1	0-0	0	0	0-0	0	
10/23 @ Chi.				INACTIVE					- ANKLE
10/31 @ Pit.				INACTIVE					- ANKLE
11/6 vs. Cin.				INACTIVE					- ANKLE
11/13 @ Jax.				INACTIVE					- ANKLE
11/20 vs. Pit.				INACTIVE					- ANKLE
11/27 @ Cin.				INACTIVE					- ANKLE
12/4 vs. Hou.	4	4	0	0-0	0	0	0-0	1	
12/11 @ Den.	4	4	0	0-0	0	0	0-0	2	
12/19 vs. GB	5	3	2	0-0	0	0	0-0	4	
12/25 vs. Min.	7	6	1	0-0	0	0	0-0	3	
1/1/06 @ Cle.	0	0	0	1-23	0	0	0-0	1	
Totals	40	36	4	1-23	0	0	0-0	12	

2003									
Game-by-Game Tackles									
Ravens									
Date/Opp.	TT	Solo	AS	INT	FF	FR	Sacks	PD	
9/7 @ Pit.	14	10	4	0-0	0	0	0-0	0	
9/14 vs. Cle.	4	4	0	2-55*	0	0	0-0	4	
9/21 @ SD	10	9	1	1-27	0	0	0-0	4	
9/28 vs. KC	4	3	1	0-0	0	0	1-12	0	
10/12 @ Ari.	6	6	0	1-33	0	0	0-0	1	
10/19 @ Cin.	3	3	0	0-0	0	0	0-0	1	
10/26 vs. Den.	3	3	0	0-0	0	0	0-0	0	
11/2 vs. Jax.	2	2	0	0-0	0	0	0-0	1	
11/9 @ STL	5	5	0	1-0	0	0	0-0	1	
11/16 @ Mia.	11	10	1	1-10	0	0	0-0	3	
11/23 vs. Sea.	10	7	3	0-0	0	0	0-0	0	
11/30 vs. SF	3	2	1	0-0	0	0	0-0	1	
12/7 vs. Cin.	5	4	1	0-0	0	0	0-0	1	
12/14 @ Oak.	5	3	2	0-0	0	0	0-0	1	
12/21 @ Cle.	6	5	1	0-0	0	0	0-0	1	
12/28 vs. Pit.	1	1	0	1-7	0	0	0-0	1	
Totals	92	77	15	7-132	0	0	1-12	19	
Playoffs									
1/3/04 vs. Ten.	3	3	0	1-23	0	0	0-0	2	
Totals	3	3	0	1-23	0	0	0-0	2	

*Returned 1 of the INTs 54 yards for a TD

2004									
Game-by-Game Tackles									
Ravens									
Date/Opp.	TT	Solo	AS	INT	FF	FR	Sacks	PD	
9/12 @ Cle.	5	4	1	0-0	0	0	0-0	0	
9/19 vs. Pit.	7	6	1	0-0	0	0	0-0	1	
9/26 @ Cin.	4	4	0	2-90	0	0	0-0	3	
10/4 vs. KC	7	6	1	0-0	0	0	0-0	0	
10/10 @ Was.	6	6	0	0-0	1	1*	1-15	0	
10/24 vs. Buf.	5	5	0	1-14	0	0	0-0	1	
10/31 @ Phi.	5	5	0	0-0	0	0	1-13	0	
11/7 vs. Cle.	5	4	1	1-106f	0	0	0-0	2	
11/14 @ NYJ	9	8	1	1-78	0	0	0-0	1	
11/21 vs. Dal.	3	2	1	1-2	0	0	0-0	3	
11/28 @ NE	7	7	0	0-0	0	0	0-0	1	
12/5 vs. Cin.	8	8	0	1-21	1	1t	0-0	1	
12/12 vs. NYG	4	3	1	1-6	0	0	0-0	1	
12/19 @ Ind.	6	4	2	0-0	0	0	0-0	0	
12/26 @ Pit.	6	6	0	0-0	1	0	0-0	0	
1/2/05 vs. Mia.	2	2	0	1-41	0	0	0-0	3	
Totals	89	80	9	9-358	3	2	2-28	17	

*Ed had a sack, FF and FR all on the same play. He returned the fumble 22 yards for a TD

2002									
Game-by-Game Tackles									
Ravens									
Date/Opp.	TT	Solo	AS	INT	FF	FR	Sacks	PD	
9/8 @ Car.	2	2	1	0-0	0	0	0-0	1	
9/15 vs. TB	2	1	1	0-0	0	0	0-0	0	
9/30 vs. Den.	4	4	0	1-21t	0	0	0-0	1	
10/6 @ Cle.	3	3	0	1-59	0	0	0-0	4	
10/13 @ Ind.	4	4	0	0-0	0	0	1-3	0	
10/20 vs. Jax.	6	5	1	0-0	0	0	0-0	0	
10/27 vs. Pit.	6	6	0	0-0	0	0	0-0	0	
11/3 @ Atl.	7	7	0	0-0	0	0	0-0	2	
11/10 vs. Cin.	6	3	3	2-67	0	0	0-0	2	
11/17 @ Mia.	5	4	1	0-0	0	0	0-0	1	
11/24 vs. Ten.	7	5	2	0-0	0	0	0-0	0	
12/1 @ Cin.	6	5	1	0-0	0	0	0-0	0	
12/8 vs. NO	7	3	4	0-0	0	0	0-0	1	
12/15 @ Hou.	4	3	1	1-20	0	0	0-0	1	
12/22 vs. Cle.	6	6	0	0-0	1	0	0-0	0	
12/29 @ Pit.	11	8	3	0-0	0	0	0-0	0	
Totals	86	69	17	5-167	1	0	1-3	13	

ED REED

ED REED 20

camp in his hometown in 2003...Filmed PSA with Governor Robert Ehrlich to encourage fans to nominate youth service organizations for the Ravens Honor Rows program...Named a finalist for the America Online Kids Choice Awards...Joined former Raven teammate Darnell Dinkins in a free 1-day football clinic and educational workshop for HS student-athletes in July '05...In Sept. '05, Reed joined over 600 Booker T. Washington Middle School students at the kickoff of his L.O.R.D.S. program (Leadership, Order, Respect, Discipline, Success)...With Ravens LB Adalius Thomas and teammates, Reed hosted 45 youth from the Huber Church Knights of Valor chess team in Oct. '05...With teammate Daniel Wilcox, Ed presented a R.I.S.E. assembly to over 100 Digital Harbor High School athletes at M&T Bank Stadium, teaching students to Realize, Improve, Share and Expand their talents...In Nov. '05, he provided 40 families of Booker T. Washington Middle School students with the necessary items to dine in their own homes for Thanksgiving...Also partnered with Dick's Sporting Goods to provide the 16 young men of Aunt Hattie's Place with \$250 gift certificates in Dec. 2005...Presented a 2nd R.I.S.E. assembly to 150 BTW Middle School students at M&T Bank Stadium...Reed held a football camp for high schoolers June 27-30, 2006 at Destrahan HS, his alma mater...Also had his HS jersey retired 8/26/05...Makes a substantial donation and helped raise funds to assist victims of Hurricane Katrina in his hometown...Full name: Edward Earl Reed, Jr.

REGULAR SEASON

Year	TT	Solo	AS	INTs	TDs	FF	FR	TDs	Sacks	PD
2002	86	69	17	5-167	1	1	0	0	1.0-3	13
2003	92	77	15	*7-132	1	0	1	0	1.0-12	*19
2004	89	80	9	*9-358#	1	2	1	1	2.0-28	*17
2005	40	36	4	1-23	0	0	0	0	0.0-0	12
Totals	307	262	45	22-680	3	3	2	1	4.0-43	61

*- Led team

#- NFL record

CAREER SINGLE-GAME HIGHS (regular season)

Total Tackles:

14 (9/7/03 at Pit.)

Sacks:

1 4 times (last: 10/31/04 at Phi.)

Forced Fumbles:

1 4 times (last: 12/26/04 at Pit.)

Passes Defensed:

4 4 times (last: 12/19/05 vs. GB)

Solo Tackles:

10 2 times (last: 11/16/03 at Mia.)

INTs:

2 3 times (last: 9/26/04 at Cin.)

Fumble Recoveries:

1 2 times (last: 12/26/04 at Pit.)

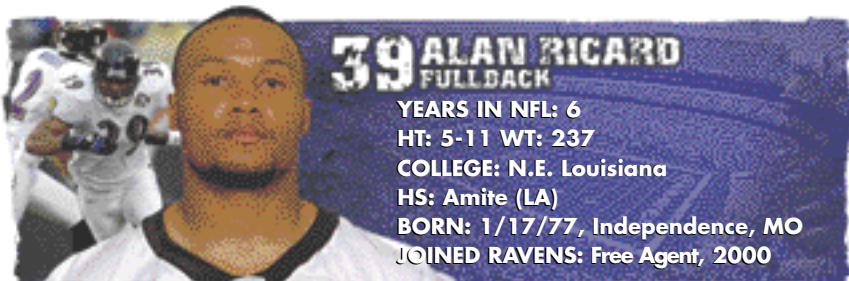
SPECIAL TEAMS TACKLES (8): 2002 (8)

Additional Statistics: Has blocked 4 punts in his career, returning 3 for TDs (tied for NFL record). **Punt blocks:** 9/30/02 vs. Den., 1st punt block in franchise history; 11/24/02 vs. Ten., returned 11 yards for a TD; 10/12/03 at Ari., returned 22 yards for a TD; 11/23/03 vs. Sea., returned 16 yards for a TD.

POSTSEASON

Year	TT	Solo	AS	INTs	TDs	FR	FF	TDs	Sacks	PD
2003	3	3	0	1-23	0	0	0	0	0-0	2
Totals	3	3	0	1-23	0	0	0	0	0-0	2

ED REED



GAMES PLAYED/STARTED: (2001, 5/0); (2002, 16/8); (2003, 16/13); (2004, 16/9); (2005, 2/0)
Total 55/30

Playoffs (2001, 0/0); (2003, 1/0) **Total 1/0**

TRANSACTIONS: Alan Ricard re-signed with the Ravens on 5/17/04...Signed a contract extension with the Ravens on 2/14/01...Signed by the Ravens as a free agent on 7/21/00 and waived on 8/26/00 before being signed to the practice squad on 8/29/00...Originally signed by Dallas as a rookie free agent on 4/30/99 out of Northeast Louisiana, but was released in training camp.

PRO: One of the best blocking FBs in the league, who looks to return to form after missing 14 games in 2005 due to calf injuries...Ricard has also proved to be a talented runner and receiver out of the backfield...Pulled in 2 receptions for 18 yards in 2005...Saw action in all 16 games in 2004, starting 9...Helped pave the way for the Ravens to rush for 2,063 yards, including 1,006 by Jamal Lewis (who missed 4 1/2 games in 2004) and helped protect Kyle Boller, allowing him to set career highs in every major category...Carried the ball 10 times for 36 yards and had 11 receptions for 39 yards last season...Saw action in all 16 games, starting 13 in 2003...Carried the ball 19 times for 79 yards and had 9 receptions for 62 yards...Also had 1 TD on a 50-yard fumble pickup at SD (9/21/03)...Helped open holes, allowing Jamal Lewis to rush for a franchise-record and league-high 2,066 yards, 2nd all-time in NFL annals behind only Eric Dickerson (2,105 in 1984)...Played in all 16 games, starting 8, in 2002...Opened holes for Jamal Lewis, allowing him to rush for 1,327 yards (8th in the NFL)...Had 14 carries for 58 yards and 3 TDs...Also hauled in 10 receptions for 60 yards...Saw action in 5 games as a backup FB and on special teams in 2001 after spending 2000 on the Ravens' practice squad.

2005: Saw action in 2 games, missing 4 because of calf injuries before being placed on Injured Reserve on 10/28...Did not carry the ball, but did pull in 2 receptions for 18 yards...**2005 SEASON HIGHLIGHTS:** Hauled in 1 reception for 7 yards in **game 6 at Chi. (10/23)**...Had 1 reception for 11 yards (good for a 1st down) in **game 3 vs. NYJ (10/2)**.

2004: Saw action in all 16 games, starting 9...Ricard carried the ball 10 times for 36 yards and had 11 receptions for 39 yards...Ricard helped pave the way for the Ravens to rush for 2,063 yards and helped protect Kyle Boller, allowing him to set career highs in every major category...**2004 SEASON HIGHLIGHTS:** Helped pave the way for the Ravens to rush for 190 yards on 41 carries (4.6 avg.) and helped protect Boller, not allowing a sack, in **game 16 vs. Mia. (1/2/05)**...Helped open holes, allowing the Ravens to rush for 169 yards in the 37-14 victory in **game 13 vs. NYG (12/12)**...Also helped protect Boller, allowing him to throw for a career-high 4 TDs and carried the ball 1 time for 4 yards against the Giants...Started and helped open holes, allowing the Ravens to run for 192 yards on 31 carries (6.2 ypr avg.), in **game 12 vs. Cin. (12/5)**...Carried the ball 2 times for a season-high 18 yards (1 good for a 1st down) and had 1 reception for 7 yards in **game 8 vs. Cle. (11/7)**...Helped protect Boller, allowing him to set a career high with a 108.5 QB rating, and opened up holes, allowing the Ravens to average 4 yards per rush in **game 4 vs. KC (10/4)**...Helped the Ravens to rush for 254 yards in **game 3 at Cin. (9/26)**...Ricard helped Jamal Lewis average a franchise-record 10.3 yards per carry against the Bengals...He also carried the ball 3 times for 9 yards (2 good for 1st downs) and had 1 reception for 8 yards against Cincinnati.

2003: Saw action in all 16 games, starting 13 in 2003...Carried the ball 19 times for 79 yards and had 9 receptions for 62 yards...Also had 1 TD on a 50-yard fumble return at SD (9/21)...Helped open holes, allowing Jamal Lewis to rush for a franchise-record and league high 2,066 yards, 2nd all-time in NFL

A New Orleans native, Ricard visited William Walker, a displaced New Orleans resident, at North County High School in September. Along with Deion Sanders and Ed Reed, he encouraged professional athletes all over the country to donate money to aid Hurricane Katrina victims.

ALAN RICARD 39

annals behind only Eric Dickerson (2,105 in 1984)...**2003 SEASON HIGHLIGHTS:** Carried the ball 4 times for 9 yards, including 1 good for a 1st down in **game 15 at Cle. (12/21)**...Also helped to open holes, allowing Jamal Lewis to rush for 205 yards and 2 TDs against the Browns...Helped pave the way for Jamal Lewis to rush for 132 yards and 1 TD in **game 3 at SD (9/21)**...Picked up Jamal Lewis fumble and rumbled 50 yards for a TD in the first quarter against the Chargers...Opened holes for Lewis' historic day in **game 2 vs. Cle. (9/14)**, as Jamal ran for NFL record 295 yards and 2 TDs on 30 carries...Helped Lewis to average 9.8 yards per carry...Carried the ball 2 times for 36 yards (18.0 avg.), with a career-long 30-yard-run in the 4th quarter.

2002: Saw action in all 16 games, starting 8 in his 1st season as a starter...Carried the ball 14 times for 58 yards and 3 TDs and had 10 receptions for 60 yards...Blocking helped the Ravens to average 4.2 yards per carry for the season...Had 3 special teams tackles...**2002 SEASON HIGHLIGHTS: Scored a career-high 2 TDs in game 16 at Pit. (12/29)**...Carried the ball 3 times for 10 yards and 1 TD against the Steelers...Also had 2 receptions for 9 yards and 1 FR in the end zone for a TD...Carried the ball once for 4 yards, and had 1 reception for 3 yards against the Bengals...Opened holes, allowing Jamal Lewis to rush for 121 yards (5.5 avg.) and go over 1,000 yards for the season...Added a special teams tackle against the Bengals...Started and **recorded his 1st-career carries in game 8 at Atl. (11/3)**...Ran the ball 3 times for 27 yards (9.0 avg.) and **scored his 1st-career TD (a 19-yard run) against Atl.**...Started his 1st-career game in **game 1 at Car. (9/8)** and opened holes for RB Jamal Lewis to rush for 64 yards in his 1st game back...Also caught a ball out of the backfield for 7 yards at the Panthers.

2001: Saw action in 5 games as a backup FB and on special teams...Inactive in the postseason...**2001 SEASON HIGHLIGHTS:** Played on special teams in 16-0 win in **game 14 vs. Cin. (12/23)**...Recorded 1 special teams tackle in **game 12 vs. Ind. (12/2)**...Played on special teams in 24-21 win in **game 11 at Jax. (11/25)**...Played on special teams in **season opener vs. Chi. (9/9)**.

2000: Spent time on the Ravens' practice squad during the team's Super Bowl season.

COLLEGE, PERSONAL: A 3-year starter for the Indians and finished his career with 755 yards rushing on 21 attempts (3.5 avg.)...Played in 34 games, starting 21...Ran for 11 TDs and caught 24 passes for 166 yards and 1 TD...Led team in rushing yards during senior campaign (1998) with 383 yards, scoring 7 TDs...Played in all 12 games as a junior in 1997, starting 10...Rushed for 183 yards on 62 carries, scoring 3 TDs...Led the way for TB Marquis Williams to gain 977 yards and 9 TDs...Played in 11 contests as a sophomore in 1996, finishing as team's 2nd-leading rusher with 189 yards on 52 carries...Did not play in 1995...Majored in criminal justice...Named All-District and honorable mention All-State after recording 117 tackles and 14 sacks his senior year as a LB...Helped team to a 15-0 record and 4A state title...Participated in Ravens holiday visits to children at the Univ. of Maryland Medical Center...Was a regular instructor at Gatorade/Ravens Junior Training Camps throughout Baltimore community during 2002-03 seasons...Helped refurbish homes with Sandtown Habitat for Humanity in the Ravens 6-week long project in 2004, leading up to the NFL/United Way Hometown Huddle...Visited Living Classrooms in Dec. 2004 and spoke with selected Crossroads Middle School students, toured the facility and worked with participants in the Fresh Start program...Joined Ravens running backs and Mars Food to serve food to families in Howard County in Columbia at the Owen Brown Interfaith Center. Turkey, cranberry sauce, vegetables, non-perishables and pumpkin pie were given to each family in need...Name is pronounced: REE-card...Full name: Alan Cardell Ricard.

2005 Game-By-Game

Ravens		RUSHING		RECEIVING	
Date/Opp.	No Yds	Avg LG TD	No Yds	Avg LG TD	
9/11 vs. Ind.			INACTIVE - CALF		
9/18 @ Ten.			INACTIVE - CALF		
10/2 vs. NYJ	0	0.0	0	0	1 11.0 11 0
10/9 @ Det.			INACTIVE - CALF		
10/16 vs. Cle.			INACTIVE - CALF		
10/23 @ Chi.	0	0.0	0	0	1 7 7.0 7 0
10/31 @ Pit.			INJURED RESERVE		
11/6 vs. Cin.			INJURED RESERVE		
11/13 @ Jax.			INJURED RESERVE		
11/20 vs. Pit.			INJURED RESERVE		
11/27 @ Cin.			INJURED RESERVE		
12/4 vs. Hou.			INJURED RESERVE		
12/11 @ Den.			INJURED RESERVE		
12/19 vs. GB			INJURED RESERVE		
12/25 vs. Min.			INJURED RESERVE		
1/1/06 @ Cle.			INJURED RESERVE		
Totals	0	0.0	0	0	2 18 9.0 11 0

ALAN RICARD

2004

Ravens		RUSHING		RECEIVING	
Date/Opp.	No Yds	Avg LG TD	No Yds	Avg LG TD	
9/12 @ Cle.	1	1.0	1	0	0 0.0 0 0
9/19 vs. Pit.	0	0.0	0	0	0 0.0 0 0
9/26 @ Cin.	3	9.0	5	0	1 8.0 8 0
10/4 vs. KC	0	0.0	0	0	0 0.0 0 0
10/10 @ Was.	1	3.0	3	0	0 0.0 0 0
10/24 vs. Buf.	0	0.0	0	0	1 0.0 0 0
10/31 @ Phi.	2	1.0	1	0	-1 -1.0 -1 0
11/7 vs. Cle.	2	18.0	14	0	1 7 7.0 7 0
11/14 @ NYJ	0	0.0	0	0	0 0.0 0 0
11/21 vs. Dal.	0	0.0	0	0	2 5 2.5 5 0
11/28 vs. Cin.	0	0.0	0	0	1 4 4.0 4 0
12/5 vs. NYG	1	4.0	4	0	0 0.0 0 0
12/12 vs. Ind.	0	0.0	0	0	1 3 3.0 3 0
12/19 @ Pit.	0	0.0	0	0	2 13 6.5 7 0
1/2/05 vs. Mia.	0	0.0	0	0	0 0.0 0 0
Totals	10	36.6	14	0	11 39 3.6 8 0

ALAN RICARD 39

2003

Game-By-Game

Ravens

Date/Opp.	No	Yds	Avg	LG	TD	RECEIVING				
						No	Yds	Avg	LG	TD
9/7 @ Pit.	2	6	3.0	6	0	1	3	3.0	3	0
9/14 vs. Cle.	2	36	18.0	30	0	0	0	0.0	0	0
9/21 @ SD	2	3	1.5	3	0	0	0	0.0	0	0
9/28 vs. KC	0	0	0.0	0	0	1	1	1.0	1	0
10/12 @ Ari.	2	3	1.5	2	0	0	0	0.0	0	0
10/19 @ Cin.	0	0	0.0	0	0	1	4	4.0	4	0
10/26 vs. Den.	0	0	0.0	0	0	1	10	10.0	10	0
11/2 vs. Jax.	0	0	0.0	0	0	1	2	2.0	2	0
11/9 @ STL	2	4	2.0	3	0	0	0	0.0	0	0
11/16 @ Mia.	0	0	0.0	0	0	0	0	0.0	0	0
11/23 vs. Sea.	0	0	0.0	0	0	0	0	0.0	0	0
11/30 vs. SF	1	4	4.0	4	0	2	22	11.0	15	0
12/7 vs. Cin.	1	6	6.0	6	0	1	10	10.0	10	0
12/14 @ Oak.	1	2	2.0	2	0	0	0	0.0	0	0
12/21 @ Cle.	4	9	2.3	6	0	0	0	0.0	0	0
12/28 vs. Pit.	2	6	3.0	4	0	1	10	10.0	10	0
Totals	19	79	4.2	30	0	9	62	6.9	15	0

Playoffs

1/3/04 vs. Ten.	0	0	0.0	0	0	0	0	0.0	0	0
Totals	0	0	0.0	0	0	0	0	0.0	0	0

2002

Game-By-Game

Ravens

Date/Opp.	No	Yds	Avg	LG	TD	RECEIVING				
						No	Yds	Avg	LG	TD
9/8 @ Car.	0	0	0.0	0	0	1	7	7.0	7	0
9/15 vs. TB	0	0	0.0	0	0	1	1	1.0	1	0
9/30 vs. Den.	0	0	0.0	0	0	0	0	0.0	0	0
10/6 @ Cle.	0	0	0.0	0	0	1	5	5.0	5	0
10/13 @ Ind.	0	0	0.0	0	0	0	0	0.0	0	0
10/20 vs. Jax.	0	0	0.0	0	0	0	0	0.0	0	0
10/27 vs. Pit.	0	0	0.0	0	0	0	0	0.0	0	0
11/3 @ Atl.	3	27	9.0	19	1	0	0	0.0	0	0
11/10 vs. Cin.	1	0	0.0	0	0	1	6	6.0	6	0
11/17 @ Mia.	2	8	4.0	6	0	0	0	0.0	0	0
11/24 vs. Ten.	0	0	0.0	0	0	1	17	17.0	17	0
12/1 @ Cin.	1	4	4.0	4	0	1	3	3.0	3	0
12/8 vs. NO	1	1	1.0	1	0	1	8	8.0	8	0
12/15 @ Hou.	2	4	2.0	6	0	0	0	0.0	0	0
12/22 vs. Cle.	1	4	4.0	4	0	1	4	4.0	4	0
12/29 @ Pit.	3	10	3.3	6	1	2	9	4.5	7	0
Totals	14	58	4.1	19	2	10	60	6.0	17	0

ALAN RICARD

REGULAR SEASON

RUSHING

Year	No.	Yds.	Avg.	LG	TD	RECEIVING				
						No.	Yds.	Avg.	LG	TD
2001	0	0	0.0	0	0	0	0	0.0	0	0
2002	14	58	4.1	19	2	10	60	6.0	17	0
2003	19	79	4.2	30	0	9	62	6.9	15	0
2004	10	36	3.6	14	0	11	39	3.5	8	0
2005	0	0	0.0	0	0	2	18	9.0	11	0
Totals	43	173	4.0	30	2	32	179	5.6	17	0

Additional Statistics: Ricard had a 50-yard FR for a TD at SD (9/21/03)

RUSHING CAREER SINGLE-GAME HIGHS (regular season)

Carries:

4 (12/21/03 at Cle.)

Yardage:

36 (9/14/03 vs. Cle.)

27 (11/3/02 at Atl.)

Long Gain:

30 (9/14/03 vs. Cle.)

Touchdowns:

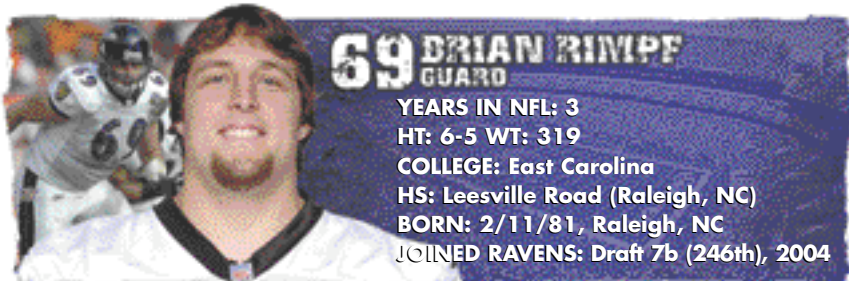
1 2 times (last: 12/29/02 at Pit.)

ALAN RICARD

POSTSEASON

RUSHING

Year	No.	Yds.	Avg.	LG	TD	RECEIVING				
						No.	Yds.	Avg.	LG	TD
2003	0	0	0.0	0	0	0	0.0	0	0	0
Totals	0	0	0.0	0	0	0	0.0	0	0	0



GAMES PLAYED/STARTED: (2004, 1/0); (2005, 15/7) **Total 16/7**

TRANSACTIONS: Re-signed with the Baltimore Ravens on 3/17/06...Signed to the Ravens' active roster from the practice squad on 12/14/04...Signed to the Ravens' practice squad on 9/7/04...Originally drafted by the Ravens in the 7th round (246th overall) in the 2004 NFL Draft...The pick was awarded to the Ravens as a compensatory selection.

PRO: Talented, young lineman with a tremendous upside...Hard-working athlete with a non-stop motor who provides solid depth along the offensive line...Saw action in 15 games, starting 7 at RG, taking over for an injured Keydrick Vincent in 2005...Helped protect Ravens QBs, allowing them to complete 59.6% of their passes, a Ravens' franchise record...The 335 completions were just 3 shy of another franchise mark...Also helped pave the way for the Ravens to rush for 1,605 yards, averaging 3.6 yards per carry...Spent most of his rookie season (2004) on the Ravens' practice squad...Signed to the active roster on 12/14/04.

2005: Saw action in 15 games, starting 7 at RG, taking over for an injured G Keydrick Vincent (groin) and helped protect Ravens QBs, allowing them to complete 59.6% of their passes, which is a Ravens' franchise record...The 335 completions were just 3 shy of another franchise mark...Also helped pave the way for the Ravens to rush for 1,605 yards, averaging 3.6 yards per carry...

2005 SEASON HIGHLIGHTS: Started at RG and helped pave the way for the Ravens to average 4.0 yards per carry, picking up 129 yards on 32 carries in the **season finale at Cle. (1/1/06)**...Started at RG and protected QB Kyle Boller, allowing him to throw for a season-high 289 yards and 3 TDs in **game 15 vs. Min. (12/25)**, helping him to become the 1st QB to post 110+ point QB ratings (113.5 vs. Min. and 136.8 vs. GB) in back-to-back games in franchise history...

Started at RG and helped protect Boller, who was not sacked and posted a 70.4 completion percentage with 253 yards, 3 TDs and no INTs in the 48-3 victory in **game 14 vs. GB (12/19)**...Also helped pave the way for the Ravens to rush for a season-high 182 yards, including 105 and a TD by Jamal Lewis against the Packers...Started at RG helping pave the way for Jamal Lewis to rush for 113 yards (4.9 avg.) and allowed Boller to throw for 3 TDs in **game 11 at Cin. (11/27)**...**Started his 1st-career game** at RG, for an injured Keydrick Vincent, and helped pave the way for the Ravens to rush for 104 yards and pick up 18 1st downs in the 16-13 OT win in **game 10 vs. Pit. (11/20)**...Helped protect QB Anthony Wright, allowing him to pass for 164 yards, spreading the ball to 8 different players in **game 6 at Chi. (10/23)**.

2004: Saw action in 1 game as a rookie with the Ravens...Saw his 1st-career action at RG in the **season finale vs. Mia. (1/2/05)** when Jamal Lewis surpassed the 1,000-yard mark for the 4th time in his career...Was a game-day inactive in **games 14 and 15**...Signed to the Ravens' active roster from their practice squad on 12/14/04.

COLLEGE, PERSONAL: Started 37 consecutive games over his 4-year career at East Carolina...Helped to pave the way for 3 consecutive 1,000-yard rushers, and helped ECU average over 25 points per game in his 4 seasons...Selected 2003 Preseason All-America (2nd-team) by *College Football News*...Named 2003 Preseason All-Conference USA...On the official watch lists for Rotary Lombardi Award and Outland Trophy...Rated as No. 16 T in the nation by *The Sporting News*...Named to Conference USA Commissioner's Academic Honor Roll and ECU Athletic Director's Honor Roll...Started all 12 games and earned 1st-team All-Conference USA honors for the

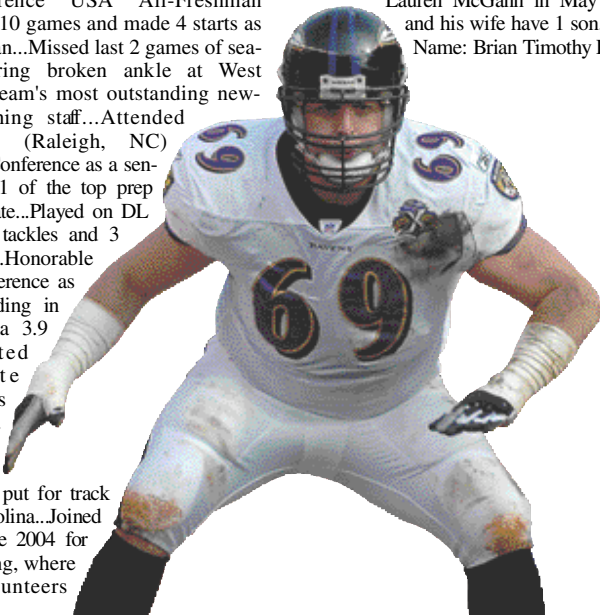
OFF THE FIELD

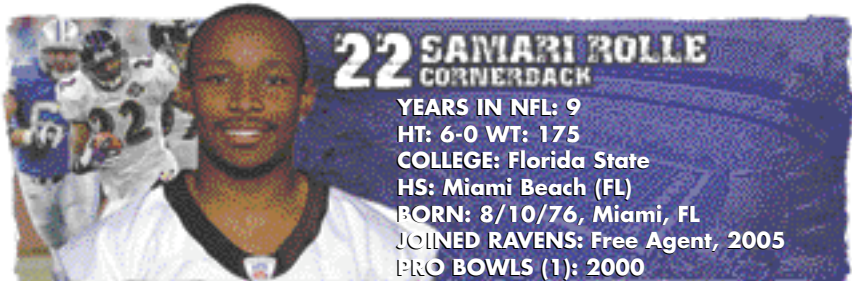
In Feb. 2006, Rimpf took part in the Wharton School's graduate business education program for NFL players. The education is part of an ongoing NFL/NFLPA initiative to assist players in preparing for their post-playing careers.

BRIAN RIMPF 69

3rd time in his career as a senior...Also earned All-America honorable mention honors by *SI.com* for the 2nd consecutive year...Named the ECU team captain for the 2nd-consecutive year...Helped clear the way for the 3rd-consecutive 1,000-yard rusher in his 4 years at ECU...Helped protect ECU QBs, allowing them to pass for a combined 2,075 yards...Earned team's E.E. Rawl Memorial Award for the 2nd time...Earned 1st-team All-Conference USA and All-America honorable mention honors by *SI.com* as a junior...On official watch lists for 2002 Outland Trophy and Rotary Lombardi Award...Named 3rd-team Preseason All-American by *Football News*...Named team captain...Key blocker for RB Art Brown, who carried for 1,029 yards in 10 games, ECU's 2nd-consecutive 1,000 yard rusher...One of just 11 players in NCAA Division I-A named to the 2002 AFCA Good Works Team in recognition of outstanding community service and civic involvement...Named to the 2002 Verizon Academic All-District III (2nd-team)...Earned 1st-team All-Conference USA honors as a sophomore...Leader of an OL that helped the Pirates' rushing offense rank among the top 25 nationally...Helped block for RB Leonard Henry, who finished as the nation's No. 6 rusher with 1,432 yards...Earned a blocking grade of 80%...Earned team's E.E. Rawl Memorial Award for character, scholarship, and athletic achievement...Named to the Conference USA All-Freshman Team...Played in 10 games and made 4 starts as a redshirt freshman...Missed last 2 games of season after suffering broken ankle at West Virginia...Voted team's most outstanding newcomer by coaching staff...Attended Leesville Road (Raleigh, NC) HS...Named All-Conference as a senior...Regarded as 1 of the top prep linemen in the state...Played on DL and collected 87 tackles and 3 sacks in 1998...Honorable mention All-Conference as a junior...Outstanding in academics with a 3.9 GPA...Completed undergraduate degree in business in May 2004, and is now pursuing his MBA...Also competed in shot put for track team for East Carolina...Joined teammates in June 2004 for Operation Blessing, where players and volunteers

distributed food and supplies to Park Heights families...Participated in the Goodwill Gridiron Halloween Party in Oct. 2004...Visited Hamilton Center with teammates, to spend time with residents of the assisted living facility...Working with Sandtown Habitat for Humanity, Rimpf helped rebuild and refurbish a home with teammates and volunteers from United Way, M&T Bank, the mayor's and the governor's offices for the NFL/United Way Hometown Huddle in Oct. '04...Helped serve Thanksgiving dinner to young men at Aunt Hattie's Place with Jamal Lewis, and other teammates...In Dec. '04, Rimpf took part in the ESPNZone holiday party and spent time with children from the PAL...During the 2005 offseason, he interned with American Express Financial Services in the financial advising department...In June '05, Rimpf gave football instructions to kids at the Gatorade Junior Training Camp (GJTC), coaching basic fundamentals of football to over 100 children at Canton Middle School...In Oct. '05, Rimpf partnered with teammate Tony Pashos and visited Jenna Hostetler in the Kennedy Krieger Institute Spinal Cord Injury unit; Jenna is paralyzed from the neck down after suffering a diving injury...In Feb. 2006, he took part in the Wharton Graduate School of Business education program for NFL players; The program is part of an ongoing NFL-NFLPA initiative to assist players in preparing for their post-playing careers...Married Lauren McGann in May 2003...Brian and his wife have 1 son, Carter. Full Name: Brian Timothy Rimpf.






GAMES PLAYED/STARTED: (1998, 15/1); (1999, 16/16); (2000, 15/15); (2001, 14/14); (2002, 16/16); (2003, 13/13); (2004, 11/11); (2005 16/16) **Total 116/102**

Playoffs (1999, 4/4); (2000, 1/1); (2002, 2/2); (2003, 2/2) **Total 9/9**

TRANSACTIONS: Signed with the Ravens as an unrestricted free agent on 3/7/05...Originally drafted by the Tennessee Titans in the 2nd round (46th overall) of the 1998 draft.

PRO: A Pro Bowl performer (2000), Rolle is an elite CB with coverage and run-support skills...Rolle has also played in 9 postseason contests, including a start in Super Bowl XXXIV...Started all 16 games in his 1st year with the Ravens, posting 45 tackles (40 solo), was 2nd on the team with 14 PD, posted 1 FF and had 1 INT in 2005...In his 7 seasons in Tennessee, Rolle collected 297 career tackles (242 solo), 93 PD, 23 INTs, 9 FRs, 8.5 sacks and 1 FF...Rolle led or tied (2001 - Andre Dyson) for the team lead in INTs in 4 of his 7 seasons with Tennessee...Rolle and former Oiler Darryll Lewis (1994-97) are the only players in Titans franchise history to tie or lead the team in INTs for 3 consecutive seasons...Though limited to just 11 games in 2004, Rolle collected the 23rd INT of his career, ranking him 10th on the Titans' all-time INT list...In 2003, Rolle's 6 picks ranked 1st on the squad, and he was named an alternate to the Pro Bowl...A big-game player, 16 of his 24 career INTs (66.7%) have come in division games...After breaking into the starting lineup in his 2nd season, Rolle tied Miami's Brian Walker with an AFC-high 7 INTs in 2000, the most by a member of the Titans since Marcus Robertson's 7 in 1993...As a result, he was named *All-Pro* by AP and was voted to start his *1st Pro Bowl*...Rolle tied a franchise record with 3 INTs in a single game (vs. Jax. 12/26/99).



In Dec. 2005, Rolle partnered with Derrick Mason to host the inaugural Holiday Helpers event at the Pikesville Target. In conjunction with their foundations, the players donated \$10,000 and provided 100 children with \$100 gift certificates to Target.

2005: (with Baltimore) Started all 16 games in his 1st year with the Ravens, posting 45 tackles (40 solo), was 2nd on the team with 14 PD, posted 1 FF and had 1 INT...**2005 SEASON HIGHLIGHTS:** Posted 5 solo tackles in the 30-23 win in **game 15 vs. Min. (12/25)**...Had 1 solo tackle, 3 PD and his *1st INT as a Raven* in the 48-3 win in **game 14 vs. GB (12/19)**...Started and had 6 tackles (5 solo) and 2 PD in **game 12 vs. Hou. (12/4)**...Posted 3 solo tackles and led the team with 3 PD in **game 9 at Jax. (11/13)**...Posted 5 tackles (4 solo) and 1 PD in his Ravens' debut in **game 1 vs. Ind. (9/11)**.

2004: (with Tennessee) Started and saw action in 11 games before a knee injury sidelined him for final 5 games of the season...Posted 26 tackles (24 solo), 6 PD and 1 INT in limited action...**2004 SEASON HIGHLIGHTS:** Started at CB and tallied 6 tackles and 1 PD in **game 9 vs. Chi. (11/14)**...Helped limit the Bears to 75 net passing yards...Started at CB and totaled 7 tackles in game 8 in 27-20 win in **game 8 vs. Cin. (10/31)**...Helped limit Pro Bowl WR Chad Johnson to 67 yards on 6 receptions...Started and tallied 1 tackle and 1 PD while limiting WR Jimmy Smith to 3 receptions in **game 3 vs. Jax. (9/26)**...Started and tallied 2 tackles and 1 INT when he intercepted Jay Fiedler in end zone to end Dolphins 2nd quarter scoring drive in the **season opener at Mia. (9/12)**...The INT was the 23rd of his career, which surpassed Marcus Robertson for 10th on team's all-time list.

2003: (with Tennessee) Started each of the 13 games he played, recording a team-high 6 INTs, his 2nd-highest total in career (7 in 2000)...Covered the opposing team's best WR on a weekly basis, collecting 29 tackles, 16 PD and 2 FRs...Started both postseason games, collecting 9 tackles, 2 PD

SAMARI ROLLE 22

and 1 INT, his 2nd-career postseason INT...Missed 3 games after dislocating his left elbow at NE (10/5)...**2003 SEASON HIGHLIGHTS:** Recorded 1 tackle and 1 PD while limiting Buccaneers leading WR, Keenan McCardell, to 1 reception for 5 yards, his lowest yardage total in a regular season game since 12/20/98 (0 yards) in the **season finale vs. TB (12/28)**...Recorded 1 tackle, while intercepting 2 David Carr passes and returned a 3rd quarter fumble 61 yards for a TD in **game 15 at Hou. (12/21)**...Ended the game by picking off Carr to mark 4th time in his career when he recorded 2 or more INTs...Posted his 3rd INT of the season, intercepting Byron Leftwich while limiting Jimmy Smith, Jacksonville's all-time leader in receptions and receiving yards, to 1 reception for 5 yards, his lowest yardage total in a game since 12/23/00 (0 yards) in **game 10 vs. Jax. (11/16)**...Totaled 4 tackles, 3 PD and 1 INT, which he returned 49 yards to Pittsburgh's 1-yard line to set up a TD with less than 1 minute remaining in the 1st half in **game 4 at Pit. (9/28)**...Limited WR Plaxico Burress to 4 receptions, keeping him out of the end zone in the game.

2002: (with Tennessee) Started every game, collecting 44 tackles and 2 INTs, helping the defense to the 10th-overall ranking in the league...**2002 SEASON HIGHLIGHTS:** Intercepted a Tommy Maddox pass on Pittsburgh's 2nd play from scrimmage as his 16-yard return helped set up the ensuing Titans TD in the **Divisional playoff vs. Pittsburgh (11/11/03)**...Helped hold the Patriots' offense to a season-low 176 net yards, including just 134 passing yards in **game 13 vs. NE (12/16)**...Posted a **career-high 9 tackles** as he held Pro Bowl WR Marvin Harrison to 9 yards per catch (13.5 career average) and kept RB James Mungro out of end zone on a 4th-and-goal play in the 3rd quarter in **game 8 at Ind. (11/3)**.

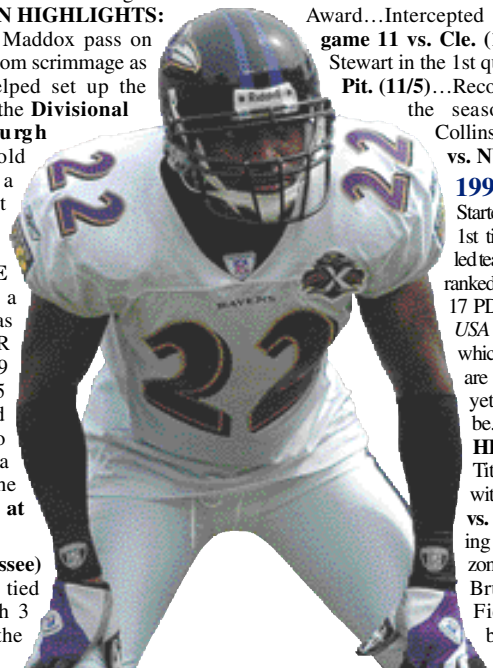
2001: (with Tennessee) Started 14 games and tied for the team lead with 3 INTs, which marked the

3rd consecutive season he led the team or tied for the team lead in INTs...He collected 56 tackles, 14 PD, 2 sacks and 2 FRs...**2001 SEASON HIGHLIGHTS:** Posted a team-high 8 tackles, had 1 PD and recorded 1 INT in **game 7 vs. Jax. (11/4)**...Led the secondary with 7 tackles and posted his 1st sack of the season, as well as recording 2 FRs in **game 2 at Jax. (9/23)**.

2000: (with Tennessee) Named as a starter in **his 1st Pro Bowl** and was named **1st-team All-Pro** by AP, *Sporting News*, *Football Digest* and *College and Pro Football Newsweekly* and was named All-AFC by *Football News* and All-AFC and All-NFL by *Pro Football Weekly*...Led the team and tied for 1st in the AFC with 7 INTs, including 6 picks over a 5-game stretch from 10/30 at Was. to 11/26 at Jax...Helped the team to the NFL's top ranking in pass defense (151.5 yards per game) and total defense (238.4 yards per game)...**2000 SEASON HIGHLIGHTS:** Started and recorded 2 INTs of Mark Brunell in **game 12 at Jax. (11/26)**...Intercepted 2 Brad Johnson passes in a *Monday Night Football* win in **game 8 at Was. (10/30)**...Rolle returned the 1st INT for an 81-yard TD with no time left on clock in the 1st half...The return was the 6th longest in Titans history...Was named **AFC Defensive Player of the Week**, and the TD return won DirecTV "NFL Play of the Week"

Award...Intercepted Doug Pederson in **game 11 vs. Cle. (11/19)** and Kordell Stewart in the 1st quarter in **game 9 vs. Pit. (11/5)**...Recorded his 1st INT of the season against Kerry Collins in a win in **game 4 vs. NYG (10/1)**.

1999: (with Tennessee) Started all 16 games for the 1st time in his career and led team with 4 INTs...Also ranked 2nd on the team with 17 PD...Was named to the *USA Today's* All-Joe Team, which honors players who are not Pro Bowl players yet, but soon will be...**1999 SEASON HIGHLIGHTS:** Tied a Titans' franchise record with 3 INTs in **game 15 vs. Jax. (12/26)**, including 2 in the end zone...Intercepted Mark Brunell once and Jay Fiedler twice in becoming 1 of just 3



SAMARI ROLLE 22

NFL players (Sam Madison and Champ Bailey) to collect 3 INTs in a game in 1999...**Matched his career high with 2 sacks in game 5 vs. Bal. (10/10)**...Produced a game-saving play in **game 3 at Jax. (9/26)**, when he picked off his 1st pass in the end zone with 52 seconds remaining in the game to seal the victory.

1998: (with Tennessee) Saw action in 15 games as a rookie with 1 start (at Sea., 11/29), seeing majority of his action in nickel and dime packages...Led all Tennessee rookie defenders with 30 tackles and ranked 3rd on the team with 7 PD...**1998 SEASON HIGHLIGHTS:** Recorded his **1st-career sack in game 13 vs. Bal. (12/6)**, dropping Jim Harbaugh twice in the 4th quarter...Made his **1st-career NFL appearance in game 2 vs. SD (9/13)**, recording 3 tackles...Suffered a concussion to his spinal cord in training camp, which caused him to miss the final 3 preseason games and the season opener.

COLLEGE, PERSONAL: Played in 38 games, starting 24 at Florida State...Posted 111 career tackles and hauled in 12 INTs in his 4 seasons with the Seminoles...Four of his career INTs came versus in-state rival Miami...As a senior, Rolle was named 3rd-team All-America by *Football News* and 1st-team All-ACC after recording a team-high 7 INTs...He was named ACC DB of the Week after picking off a pair of passes in a 47-0 victory over Miami...As a junior, recorded an INT in a No. 1-vs.-No. 2 showdown with Florida in Tallahassee...Majored in political science...Named Super Prep Dixie Defensive Player of the Year and was a Dream Team selection by *Blue Chip Illustrated* for Miami Beach (FL) High Tide...He had 62 tackles and 6 INTs as a senior and also threw for 1,217 yards and 8 TDs at QB, rushed for 402 yards and returned 3 punts for TDs...He also played in the Super 24 Florida-Georgia All-Star Game...Along with his wife, Danisha, and the **Samari Rolle Foundation**, in 2002, he kicked off a bowling tournament featuring his Titans teammates, members of the media and corporate sponsors...His foundation, which helps inner-city residents, had also sponsored a Thanksgiving turkey giveaway, a Christmas toy giveaway, an event that provided free makeovers for homeless women and free sneakers from his Reebok account to inner-city youth...One of his framed jerseys of NFL players in Rolle's "Game Room" is former HS teammate of CB Duane Starks, who was chosen by the Baltimore Ravens in the 1st round of the 1999 draft...He wears #22 with the Ravens as a tribute to Starks...Rolle had a satellite dish installed in order to watch HS football games featuring teams from the states of Florida, California and Texas...Rolle, who wants to become a scout or coach following his playing days, can watch live games in his living room on Friday nights or taped contests following games on Sundays; his interests are always on the up-and-coming CBs in the country...In Dec. '05, Samari participated in the Ravens ACT Auction party that benefits the Ravens All Community Team Foundation and all of the player foundations...Partnered with WR Derrick Mason to host the inaugural Holiday Helpers event at the Pikesville Target...In conjunction with their foundations, the players donated \$10,000 and provided 100 children with \$100 gift certificates to Target...Samari and his wife, Danisha, have 2 daughters, Samara, 6 and Amari Michelle (born 6/18/06), and a son, Jamir, 1...Named after an African king, "Samari" which means "strength"...Full name: Samari Toure Rolle.

IN THE RED

In 2004, the Ravens' defense was stout in the red zone and this continued in 2005. In '04, Baltimore was 2nd in the league, allowing just 18 TDs on 45 opponent red zone possessions (40.0%). In '05, the Ravens finished 5th in the NFL, allowing 19 TDs on 42 red zone possessions (45.2%). Here is a list of the top teams for red zone defense in '04 and '05:

<u>Team</u>	<u>Poss.</u>	<u>Points</u>	<u>TD</u>	<u>FG</u>	<u>TD Pct.</u>
Chicago	94	350	36	33	38.3
Baltimore	87	366	37	36	42.5
Jacksonville	83	346	37	29	44.6
Arizona	95	436	47	35	49.5
Indianapolis	85	364	41	25	48.3

SAMARI ROLLE 22

2005

Game-by-Game Tackles

Ravens

Date/Opp.	TT	Solo	AS	INT	FF	FR	Sacks	PD
9/11 vs. Ind.	5	4	1	0-0	0	0	0-0	1
9/18 @ Ten.	1	1	0	0-0	1	0	0-0	0
10/2 vs. NYJ	0	0	0	0-0	0	0	0-0	1
10/9 @ Det.	2	1	1	0-0	0	0	0-0	2
10/16 vs. Cle.	2	2	0	0-0	0	0	0-0	0
10/23 @ Chi.	3	2	1	0-0	0	0	0-0	0
10/31 @ Pit.	3	3	0	0-0	0	0	0-0	0
11/6 vs. Cin.	5	5	0	0-0	0	0	0-0	0
11/13 @ Jax.	3	3	0	0-0	0	0	0-0	3
11/20 vs. Pit.	3	2	1	0-0	0	0	0-0	2
11/27 @ Cin.	4	4	0	0-0	0	0	0-0	0
12/4 vs. Hou.	6	5	1	0-0	0	0	0-0	2
12/11 @ Den.	2	2	0	0-0	0	0	0-0	0
12/19 vs. GB	1	1	0	1-0	0	0	0-0	3
12/25 vs. Min.	5	5	0	0-0	0	0	0-0	0
1/1/06 @ Cle.	0	0	0	0-11	0	0	0-0	0
Totals	45	40	5	1-11	1	0	0-0	14

2003

Game-by-Game Tackles

Titans

Date/Opp.	TT	Solo	AS	INT	FF	FR	Sacks	PD
9/7 vs. Oak.	5	3	2	0-0	0	0	0-0	1
9/14 @ Ind.	3	3	0	0-0	0	0	0-0	0
9/21 vs. NO	0	0	0	0-0	0	1	0-0	2
9/28 @ Pit.	4	3	1	1-9	0	0	0-0	3
10/5 @ NE	0	0	0	0-0	0	0	0-0	0
10/12 vs. Hou.				INACTIVE-ELBOW				
10/19 @ Car.				INACTIVE-ELBOW				
10/26 @ Jax.				INACTIVE-ELBOW				
11/9 vs. Mia.	2	1	1	1-36	0	0	0-0	2
11/16 vs. Jax.	1	1	0	1-52	0	0	0-0	1
11/23 @ Atl.	2	2	0	0-0	0	0	0-0	0
12/1 @ NYJ	2	2	0	1-4	0	0	0-0	2
12/7 vs. Ind.	6	4	2	0-0	0	0	0-0	1
12/14 vs. Buf.	2	2	0	0-0	0	0	0-0	1
12/21 @ Hou.	1	1	0	2-0	1	0	0-0	2
12/28 vs. TB	1	1	0	0-0	0	0	0-0	1
Totals	29	23	6	6-141	0	2	0-0	16
Playoffs								
1/3/04 @ Bal.	5	4	1	1-1	0	0	0-0	2
1/10/04 @ NE	4	4	0	0-0	0	0	0-0	0
Totals	9	8	1	1-1	0	0	0-0	2

2001

Game-by-Game Tackles

Titans

Date/Opp.	TT	Solo	AS	INT	FF	FR	Sacks	PD
9/9 vs. Mia.	1	1	0	0-0	0	0	0-0	2
9/23 @ Jax.	7	7	0	0-0	0	2	1-0	0
10/7 @ Bal.	4	4	0	0-0	0	0	0	0
10/14 vs. TB				INACTIVE-NECK				
10/21 @ Det.				INACTIVE-NECK				
10/29 @ Pit.	2	2	0	0-0	0	0	1-4	0
10/4 vs. Jax.	8	7	1	1-0	0	0	0-0	1
11/12 vs. Bal.	5	4	1	0-0	0	0	0-0	1
11/18 @ Cin.	4	4	0	1-0	0	0	0-0	2
11/25 vs. Pit.	2	1	1	0-0	0	0	0-0	1
12/2 @ Cle.	5	4	1	0-0	0	0	0-0	2
12/9 @ Min.	2	2	0	0-0	0	0	0-0	1
12/16 vs. GB	1	1	0	0-0	0	0	0-0	1
12/22 @ Oak.	3	3	0	0-0	0	0	0-0	1
12/30 vs. Cle.	4	1	3	0-0	0	0	0-0	0
1/6/02 vs. Cin.	8	8	0	1-3	0	0	0-0	2
Totals	56	49	7	3-3	0	2	2-4	14

2004

Game-by-Game Tackles

Titans

Date/Opp.	TT	Solo	AS	INT	FF	FR	Sacks	PD
9/12 @ Mia.	2	2	0	1-0	0	0	0-0	1
9/19 vs. Ind.	3	2	1	0-0	0	1	0-0	1
9/26 vs. SD	1	1	0	0-0	0	0	0-0	1
10/3 @ Jax.	1	1	0	0-0	0	0	0-0	0
10/11 @ GB	1	1	0	0-0	0	0	0-0	1
10/17 vs. Hou.	1	1	0	0-0	0	0	0-0	1
10/24 @ Min.	1	1	0	0-0	0	0	0-0	0
10/31 vs. Cin.	7	7	0	0-0	0	0	0-0	0
11/14 vs. Chi.	6	6	0	0-0	0	0	0-0	1
11/21 @ Jax.	1	0	1	0-0	0	0	0-0	0
11/28 @ Hou.	2	2	0	0-0	0	0	0-0	0
12/5 @ Ind.				INACTIVE-KNEE				
12/13 vs. KC				INACTIVE-KNEE				
12/19 @ Oak.				INACTIVE-KNEE				
12/25 vs. Den.				INACTIVE-KNEE				
1/2/05 vs. Det.				INACTIVE-KNEE				
Totals	26	24	2	1-0	0	1	0-0	6

2002

Game-by-Game Tackles

Titans

Date/Opp.	TT	Solo	AS	INT	FF	FR	Sacks	PD
9/8 vs. Phi.	3	2	1	0-0	0	0	0-0	0
9/15 @ Dal.	2	2	0	0-0	0	0	0-0	2
9/22 vs. Cle.	4	3	1	0-0	0	0	0-0	1
9/29 @ Oak.	1	0	1	0-0	0	0	0-0	0
10/6 vs. Was.	4	4	0	0-0	0	0	0-0	2
10/13 vs. Jax.	2	2	0	0-0	0	0	0-0	0
10/27 @ Cin.	6	5	1	0-0	0	0	0-0	0
11/3 @ Ind.	9	8	1	0-0	0	0	0-0	1
11/10 vs. Hou.	1	1	0	1-0	0	0	0-0	1
11/17 vs. Pit.	2	2	0	0-0	0	0	0-0	1
11/24 @ Bal.	2	2	0	0-0	0	0	0-0	0
12/1 @ NYG	1	0	1	0-0	0	0	0-0	0
12/8 vs. Ind.	1	1	0	0-0	0	0	0-0	2
12/16 vs. NE	2	1	1	0-0	0	0	0-0	0
12/22 @ Jax.	3	3	0	0-0	0	0	0-0	1
12/29 @ Hou.	1	1	0	1-0	0	0	0-0	3
Totals	44	37	7	2-0	0	0	0-0	14
Playoffs								
1/11/03 vs. Pit.	2	2	0	1-16	0	0	0-0	1
1/19/03 @ Oak.	4	4	0	0-0	0	1	0-0	1
Totals	6	6	0	1-16	0	1	0-0	2

2000

Game-by-Game Tackles

Titans

Date/Opp.	TT	Solo	AS	INT	FF	FR	Sacks	PD
9/3 @ Buf.	4	3	1	0-0	0	0	1-8	1
9/10 vs. KC	3	3	0	0-0	0	0	0-0	1
9/24 @ Pit.	1	1	0	0-0	0	0	0-0	2
10/1 vs. NYG	2	1	0	1-41	0	0	0-0	2
10/8 @ Cin.	3	3	0	0-0	0	0	0-0	1
10/16 vs. Ind.	2	2	0	0-0	0	2	0-0	1
10/22 @ Bal.				INACTIVE - ANKLE				
10/30 @ Was.	4	4	0	2-81t	0	0	0-0	2
11/5 vs. Pit.	1	0	1	1-1	0	0	0-0	0
11/12 vs. Bal.	4	3	1	0-0	0	0	0-0	0
11/19 vs. Cle.	2	0	2	1-18	0	0	0-0	0
11/26 @ Jax.	3	2	1	2(-1)	0	0	0-0	1
12/3 @ Phi.	6	1	5	0-0	0	0	0-0	0
12/10 vs. Cin.	3	2	1	0-0	0	0	0-0	0
12/17 @ Cle.	3	2	1	0-0	0	0	0-0	2
12/25 vs. Dal.	1	0	1	0-0	0	0	0.5-1.5	1
Totals	42	27	157-140	0	2	1.5-9.5	14	
Playoffs								
1/7/01 vs. Bal.	3	3	0	0-0	0	0	0-0	0
Totals	3	3	0	0-0	0	0	0-0	0

SAMARI ROLLE

SAMARI ROLLE 22

1999

Game-by-Game Tackles

Titans

Date/Opp.	TT	Solo	AS	INT	FF	FR	Sacks	PD
9/12 vs. Cin.	8	6	2	0-0	0	0	0-0	1
9/19 vs. Cle.	3	2	1	0-0	0	0	0-0	0
9/26 @ Jax.	4	3	1	1-0	0	0	0-0	1
10/3 @ SF	3	3	0	0-0	0	0	0-0	0
10/10 vs. Bal.	8	8	0	0-0	0	0	2-21	0
10/17 @ NO	4	3	1	0-0	0	0	0-0	1
10/31 vs. STL	2	2	0	0-0	0	0	0-0	1
11/7 @ Mia.	3	3	0	0-0	0	0	0-0	2
11/14 @ Cin.	5	5	0	0-0	0	0	0-0	0
11/21 vs. Pit.	4	2	2	0-0	0	0	0-0	1
11/28 @ Cle.	5	3	2	0-0	0	0	1-8	4
12/5 @ Bal.	2	2	0	0-0	0	0	0-0	1
12/9 vs. Oak.	6	4	2	0-0	0	1	0-0	0
12/19 vs. Atl.	2	2	0	0-0	0	0	0-0	1
12/26 vs. Jax.	4	3	1	3-66	0	0	0-0	4
1/2/00 @ Pit.	7	6	1	0-0	0	0	0-0	0
Totals	70	57	13	4-66	0	1	3-29	17

Playoffs

1/8/00 vs. Buf.	4	2	2	0-0	0	0	0-0	1
1/16/00 @ Ind.	4	4	0	0-0	0	0	0-0	1
1/23/00 @ Jax.	4	4	0	0-0	0	0	0-0	0
1/30/00 @ STL1	1	0	0	0-0	0	0	0-0	1
Totals	13	11	2	0-0	0	0	0-0	3

1998

Game-by-Game Tackles

Oilers

Date/Opp.	TT	Solo	AS	INT	FF	FR	Sacks	PD
9/6 @ Cin.	INACTIVE-SPINALCORD CONCUSSION							
9/13 vs. SD	3	3	0	0-0	0	0	0-0	0
9/20 @ NE	3	3	0	0-0	0	0	0-0	0
9/27 vs. Jax.	2	2	0	0-0	1	0	0-0	0
10/11 @ Bal.	3	2	0	0-0	0	0	0-0	1
10/18 vs. Cin.	1	1	0	0-0	0	0	0-0	0
10/25 vs. Chi.	2	1	1	0-0	0	0	0-0	0
11/1 @ Pit.	2	1	1	0-0	0	0	0-0	1
11/8 @ TB	2	2	0	0-0	0	0	0-0	0
11/15 vs. Pit.	1	1	0	0-0	0	0	0-0	0
11/22 vs. NYJ	5	3	2	0-0	0	0	0-0	1
11/29 @ Sea.	3	2	1	0-0	0	0	0-0	0
12/6 vs. Bal.	2	2	0	0-0	0	0	2-14	2
12/13 @ Jax.	1	0	1	0-0	0	0	0-0	2
12/20 @ GB	0	0	0	0-0	0	0	0-0	0
12/26 vs. Min.	0	0	0	0-0	0	0	0-0	0
Totals	28	22	6	0-0	1	0	2-14	7

REGULAR SEASON

Year	TT	Solo	AS	INTs	TDs	FF	FR	TDs	Sacks	PD
------	----	------	----	------	-----	----	----	-----	-------	----

Oilers/Titans

1998	30	22	8	0-0	0	1	0	0	2-14	7
1999	70	57	13	4-65	0	0	2	0	3-29	17
2000	42	27	15	7-140	1	0	2	0	1.5-9.5	19
2001	56	49	7	3-3	0	0	2	0	2.0-4	14
2002	44	37	7	2-0	0	0	0	0	0.0-0	14
2003	29	23	6	6-141	0	0	2	1	0.0-0	16
2004	26	24	2	1-0	0	0	1	0	0.0-0	6

Ravens

2005	45	40	5	1-11	0	1	0	0	0.0-0	14
Totals	342	279	63	24-360	1	2	9	1	8.5-56.5	107

CAREER SINGLE-GAME HIGHS (regular season)

Total Tackles:

9 (11/3/02 at Ind.)

Sacks:

2 2 times (last: 10/10/99 vs. Bal.)

Forced Fumbles:

1 2 times (last: 9/18/05 at Ten.)

Passes Defensed:

4 2 times (last: 12/26/99 at Cle.)

Solo Tackles:

8 2 times (last: 11/3/02 at Ind.)

INTs:

3 (12/26/99 vs. Jax.)

Fumble Recoveries:

2 2 times (last: 9/23/01 at Jax.)


SAMARI ROLLE

POSTSEASON

Year	TT	Solo	AS	INTs	TD	FR	FF	TDs	Sacks	PD
------	----	------	----	------	----	----	----	-----	-------	----

Titans

1999	13	11	3	0-0	0	0	0	0	1.0-2	3
2000	3	3	0	0-0	0	0	0	0	0.0-0	0
2002	6	6	0	1-16	0	1	0	0	0.0-0	2
2003	9	8	1	1-1	0	0	0	0	0.0-0	2
Totals	31	28	3	2-17	0	1	0	0	1.0-2	7



36 B.J. SAMIS
RETURN SPECIALIST / DEFENSIVE BACK

YEARS IN NFL: 3
HT: 5-10 WT: 185
COLLEGE: McNeese State
HS: Mandeville (LA)
BORN: 10/29/80, Mandeville, LA.
JOINED RAVENS: Rookie Free Agent, 2004

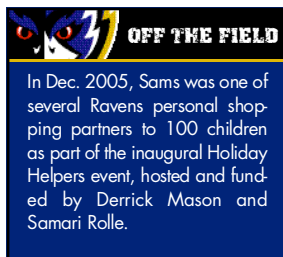
GAMES PLAYED/STARTED: (2004, 16/1); (2005, 14/0) **Total 30/1**

TRANSACTIONS: B.J. Sams re-signed with the Baltimore Ravens on 3/23/06...Re-signed with the Ravens on 5/23/05...Originally signed with the Ravens on 4/30/04 as a rookie free agent.

PRO: Talented and explosive return specialist with great vision, speed and instincts...Played in 14 games (missing the final 2 games with a knee injury) in 2005...Earned *the Sporting News All-Pro* honors when he finished the season *leading the AFC and 2nd in the NFL, averaging 12.2 yards per punt return* in 2005...Enters 2006 ranked 3rd in franchise history with 3,246 combined yards...Earned *2nd-team All Pro* honors from *College and Pro Football Weekly*, and was an *All-Conference* and *All-Rookie* choice by the *Pro Football Writers* as a rookie in 2004...Sams burst on the scene as a rookie when he set a new *single-season franchise record with 1,826 combined return yards*, including a *franchise-record 1,251 KOR yards*...Sams also posted the 2nd-most punt return yards in franchise history (575 yards), including 2 punt returns for TDs...Showing his versatility, Sams also saw action at RB and WR as a rookie, scoring 1 rushing TD...Sams also played at CB in '05.

2005: Played in 14 games (missing the final 2 games with a knee injury) in 2005...Earned the *Sporting News All-Pro* honors when he finished the season *leading the AFC and 2nd in the NFL, averaging 12.2 yards per punt return*...**2005 SEASON HIGHLIGHTS:** Had 1 KOR for 20 yards and 2 PRs for 53 yards (26.5 avg.) in the 48-3 victory in **game 14 vs. GB (12/19)**...Averaged a *career-high 46.7 yards per return* (3 returns for 140 yards), including a *career-long 87 yard KOR* to open the contest, setting up a FG, in **game 13 at Den. (12/11)**...Returned 5 punts for 54 yards (10.8 avg.), returned 1 KO for 29 yards and saw action as a CB in the 16-13 OT win in **game 10 vs. Pit. (11/20)**...Returned 4 KOs, averaging 21.3 yards per return and had 2 punt returns for 46 yards (23.0 avg.), with a long of 39 in **game 9 at Jax. (11/13)**...Returned 3 punts for 74 yards (47.6 avg.) with a season-long 51-yard return, which set up a FG in **game 5 vs. Cle. (10/16)**...Also had 1 KOR for 7 yards against the Browns.

2004: Earned *2nd-team All Pro* honors from *College and Pro Football Weekly*, and was an *All-Conference* and *All-Rookie* choice by the *Pro Football Writers* as a rookie...Saw action in all 16 games, starting 1 at WR (10/10 at Was.)...Sams set a new single-season franchise record with 1,826 combined return yards (formerly held by Jermaine Lewis, 1,558 yards in 2001)...Sams also tied for the league lead and franchise record with 2 PRs for TDs in a season...Returned 59 kicks for 1,251 yards (21.2 avg.) and 55 punts for 575 yards (10.5 avg.), with a long of 78 and 2 TDs...Sams already moved to 3rd place on the Ravens' all-time lists for PR and KOR yards...He also had 4 rushing attempts for 19 yards (4.8 avg.) in 2004...Sams returned 5 punts for a career-high 101 yards, including a 78-yard TD against the Redskins on Sunday Night Football (10/10)...**2004 SEASON HIGHLIGHTS:** Returned 4 KOs for 123 yards (30.8 yard average), including a *season long of 64*, and had 3 punt returns for 27 yards in **game 14 at Ind. (12/19)**...With his 150 return yards against the Colts, Sams set a new *single-season franchise record with 1,826 combined return yards* (formerly held by Jermaine Lewis, 1,558 yards in 2001)...Scored his *1st-career rushing TD*, as he carried the ball 1 time for 5 yards in **game 6 vs. Buf. (10/24)**...Also returned 3 KOs for 61 yards (20.3 avg.) and 1 punt for 2 yards against the Bills...Gave the Ravens their 1st lead of the ball game (14-10) in the 3rd quarter when he returned a punt a *career-long 78 yards* for a TD in **game 5 at Was. (10/10)**...Sams had 5 punt returns for 101 yards (20.2 avg.) and 3 KORs for 51 yards (17.0 avg.)...Combined with his KOR for TD in week 4, Sams and Jermaine Lewis are the only players in Ravens history to have 2 PRs for a TD in a single season...**Started his 1st-**




OFF THE FIELD

In Dec. 2005, Sams was one of several Ravens personal shopping partners to 100 children as part of the inaugural Holiday Helpers event, hosted and funded by Derrick Mason and Samari Rolle.

career game at WR and had 2 PRs for 67 yards (33.5 avg.), including 1 he returned 58 yards for his **1st-career TD** (the 1st PR for a TD in the NFL in 2004) in **game 4 vs. KC (10/4)**... Averaged 30.5 yards per KOR (tied for 5th-best single game mark) on 6 runs against the Chiefs.

COLLEGE, PERSONAL: A 3-year starter at McNeese State, Sams averaged 11 yards per punt return, with 3 TDs, and 24.6 yards per kickoff for the Cowboys... In 48 career games, Sams amassed 4,903 all-purpose yards with 19 TDs... Sams caught 38 passes for 299 yards as a senior (7.9 yd avg.)... Led Southland Conference and ranked 9th in the nation in all-purpose yards with 166.9 ypg... Named McNeese Athlete of the Year, and Southland Conference Player of the Year for his performance in the 2003 season... Earned national player of the week awards twice his junior season for games against Western Kentucky and Villanova... Set a school record with 316 all-purpose yards against Western Kentucky... Returned punts for TDs against Youngstown State (81) and Western Kentucky (59)... Led the team in all-purpose running (1,120), kickoff returns (25.2 yards/ret), and punt returns (11.5 yards/ret) as a sophomore... Had 474 receiving yards on 26 catches with 4 TDs, including 7 receptions for 135 yards and 2 TDs against West Virginia Tech... As a true freshman, caught 1 pass for 17 yards, and returned a kickoff for 27 yards... Sams was McNeese's team MVP in 2002 and 2003... Attended Mandeville (Mandeville, LA) HS, where he was named All-State and district MVP... Sams joined teammates in June 2004 for Operation Blessing and helped distribute perishable and non-perishable food

and supplies to over 2,000 families in Park Heights... With fellow rookies, he participated in a rookie cooking class at ESPNZone in Baltimore, where players were taught lessons on how to cook simple meals... With several teammates, Sams helped rebuild homes with Sandtown Habitat for Humanity... In Dec. '04, Sams and teammate WR Clarence Moore served lunch to Pig Town residents at Paul's Place Outreach Center, a full service facility for the impoverished, equipped with a soup kitchen... He also spoke with children when he visited Kinder Care in Columbia, MD and Bay Brook Elementary in Baltimore during the 2005 offseason... In June '05, Sams instructed kids at Gatorade Junior Training Camp at Kids Fest... Visited with young men at a football practice from Aunt Hattie's Place July '05, as well as instructing kids at Art Monk's Football Camp... Joined the Darnell Dinkins Football Camp, a free 1-day football clinic and educational workshop for HS student-athletes... In Oct. '05, he coached football fundamentals to more than 100 children at Mills-Parole Elementary School in Annapolis - spoke about the importance of nutrition and led football drills... In Nov. '05, Sams participated in the Ravens Football 101 Festival, an annual event for women, which teaches football basics... In Dec. '05, Sams was 1 of several Ravens personal shopping partners to 100 children as part of the inaugural Holiday Helpers event... Joined Ed Reed and Dick's Sporting Goods as personal shoppers for the holiday... Reed and Dick's Sporting Goods provided the 16 young men of Aunt Hattie's Place with \$250 gift certificates... Full Name: Bradley Jamar Sams.



2005

Game-by-Game

Ravens

Game-by-Game

KICKOFF RETURNS

DATE/Opp. No. Yds. Avg. LG TD

9/11 vs. Ind. 3 68 22.7 27 0

9/18 @ Ten. 3 66 22.0 25 0

10/2 vs. NYJ 2 52 26.0 31 0

10/9 @ Det. 5 96 19.2 28 0

10/16 vs. Cle. 1 7 7.0 7 0

10/23 @ Chi. 3 64 21.3 24 0

10/31 @ Pit. 4 75 18.8 30 0

11/6 vs. Cin. 4 105 26.3 41 0

11/13 @ Jax. 4 85 21.3 23 0

11/20 vs. Pit. 1 29 29.0 29 0

11/27 @ Cin. 8 145 18.1 34 0

12/4 vs. Hou. 2 46 23.0 29 0

12/11 @ Den. 3 140 46.7 87 0

12/19 vs. GB 1 20 20.0 20 0

12/25 vs. Min. INACTIVE - KNEE

1/1/06 @ Cle. INACTIVE - KNEE

Totals 44 998 22.7 87 0

PUNT RETURNS

No. FC Yds Avg. LG TD

3 2 51 17.0 28 0

3 1 5 1.7 5 0

4 1 56 14.0 17 0

3 0 24 8.0 10 0

3 0 74 24.7 51 0

3 0 11 3.7 6 0

1 1 10 10.0 10 0

1 0 -1 -1.0 -1 0

2 0 46 23.0 39 0

5 0 54 10.8 30 0

2 0 18 9.0 14 0

1 3 0 0.0 0 0

0 1 0 0.0 0 0

2 1 53 26.5 49 0

INACTIVE - KNEE

INACTIVE - KNEE

Totals 12.2 51 0

RUSHING

No. Yds. Avg. LG TD

0 0 0.0 0 0

0 0 0.0 0 0

0 0 0.0 0 0

0 0 0.0 0 0

0 0 0.0 0 0

0 0 0.0 0 0

0 0 0.0 0 0

0 0 0.0 0 0

0 0 0.0 0 0

0 0 0.0 0 0

0 0 0.0 0 0

0 0 0.0 0 0

0 0 0.0 0 0

0 0 0.0 0 0

0 0 0.0 0 0

0 0 0.0 0 0

Totals 0 0 0.0 0 0

RECEIVING

No. Yds. Avg. LG TD

0 0 0.0 0 0

0 0 0.0 0 0

0 0 0.0 0 0

0 0 0.0 0 0

0 0 0.0 0 0

0 0 0.0 0 0

0 0 0.0 0 0

0 0 0.0 0 0

0 0 0.0 0 0

0 0 0.0 0 0

0 0 0.0 0 0

0 0 0.0 0 0

0 0 0.0 0 0

0 0 0.0 0 0

0 0 0.0 0 0

0 0 0.0 0 0

Totals 0 0 0.0 0 0

B.J. SAMS 36

2004

Game-by-Game

Ravens

KICKOFF RETURNS

Date/Opp.	KICKOFF RETURNS					PUNT RETURNS					RUSHING					RECEIVING						
	No.	Yds.	Avg.	LG	TD	No.	FC	Yds.	Avg.	LG	TD	No.	Yds.	Avg.	LG	TD	No.	Yds.	Avg.	LG	TD	
9/12 @ Cle.	4	78	19.5	28	0	5	0	0	0.0	4	0	0	0	0.0	0	0	0	0	0	0.0	0	0
9/19 vs. Pit.	3	46	15.3	20	0	5	0	59	11.8	33	0	0	0	0.0	0	0	0	0	0	0.0	0	0
9/26 @ Cin.	3	55	18.3	28	0	4	0	84	21.0	63	0	1	8	8.0	8	0	0	0	0	0.0	0	0
10/4 vs. KC	6	183	30.5	44	0	2	2	67	33.5	58	1	0	0	0.0	0	0	0	0	0	0.0	0	0
10/10 @ Was.	3	51	17.0	22	0	5	1	101	20.2	78	1	0	0	0.0	0	0	0	0	0	0.0	0	0
10/24 vs. Buf.	3	61	20.3	25	0	1	0	2	2.0	2	0	1	5	5.0	5	1	0	0	0	0.0	0	0
10/31 @ Phi.	2	42	21.0	26	0	3	0	18	6.0	13	0	1	2	2.0	2	0	1	2	2.0	2	0	0
11/7 vs. Cle.	4	61	15.3	19	0	4	0	33	8.3	18	0	0	0	0.0	0	0	0	0	0.0	0	0	0
11/14 @ NYJ	4	101	25.3	32	0	7	1	45	6.4	19	0	0	0	0.0	0	0	0	0	0.0	0	0	0
11/21 vs. Dal.	3	42	14.0	22	0	4	1	25	6.3	18	0	0	0	0.0	0	0	0	0	0.0	0	0	0
11/28 @ NE	6	106	17.7	28	0	3	0	32	10.7	12	0	0	0	0.0	0	0	0	0	0.0	0	0	0
12/5 vs. Cin.	5	104	20.8	29	0	2	0	-4	-2.0	0	0	0	0	0.0	0	0	0	0	0.0	0	0	0
12/12 vs. NYG2	45	22.5	24	0	5	2	54	10.8	20	0	1	4	4.0	4	0	0	0	0	0.0	0	0	0
12/19 @ Ind.	4	123	30.8	64	0	3	3	27	9.0	13	0	0	0	0.0	0	0	0	0	0.0	0	0	0
12/26 @ Pit.	3	75	25.0	42	0	0	0	0	0.0	0	0	0	0	0.0	0	0	0	0	0.0	0	0	0
1/2/05 vs. Mia.	4	78	19.5	24	0	2	2	32	16.0	23	0	0	0	0.0	0	0	0	0	0.0	0	0	0
Totals	59	1,251	21.2	64	0	55	12	575	10.5	78	2	4	19	4.8	8	1	1	2	2.0	2	0	0

REGULAR SEASON

KICKOFF RETURNS

Year	Team	GP	GS	No.	Yds.	Avg.	LG	TD
2004	Baltimore	16	1	59	1,251	21.2	64	0
2005	Baltimore	14	0	44	998	22.7	87	0
Totals		30	1	103	2,249	21.8	87	0

CAREER SINGLE-GAME HIGHS (regular season)

Returns:

8 (11/27/05 at Cin.)

Yardage:

183 (10/4/04 vs. KC)

Long:

87 (12/11/05 at Den.)

PUNT RETURNS

Year	Team	GP	GS	No.	FC	Yds.	Avg.	LG	TD
2004	Baltimore	16	1	55	12	575	10.5	78t	2
2005	Baltimore	14	0	33	10	401	12.2	51	0
Totals		30	1	88	22	979	11.1	78t	2

CAREER SINGLE-GAME HIGHS (regular season)

Returns:

7 (11/14/04 at NYJ)

Yardage:

101 (10/10/04 at Was.)

Long:

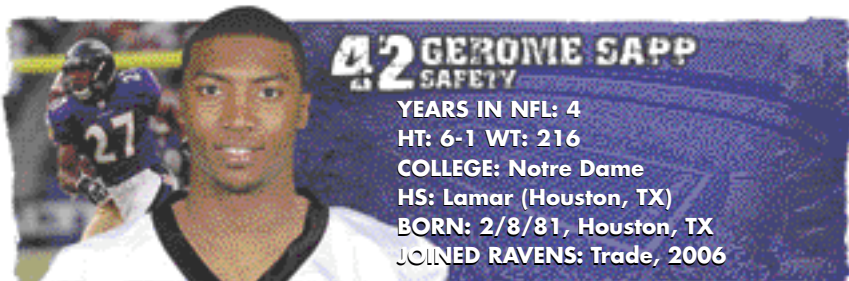
78t (10/10/04 at Was.)

Touchdowns:

1 2 times (last: 10/10/04 at Was.)

B.J. SAMS

Additional Statistics: Has 4 career rushes for 19 yards and 1 TD...Also has 1 pass reception for 2 yards.



GAMES PLAYED/STARTED: (2003, 14/0); (2004, 13/0) (2005, 16/2) **Total 43/2**

Playoffs (2003, 1/0); (2004, 2/0); (2003, 2/0) **Total 4/0**

TRANSACTIONS: Required by the Baltimore Ravens in a trade (conditional 2007 draft choice) with the Indianapolis Colts on 6/19/06...Signed with the Colts as a free agent on 9/22/04...Waived by the Ravens on 9/16/04...Originally drafted by the Ravens (6th round, 182nd overall) in the 2003 Draft.

PRO: Hard-working, versatile athlete who is a special teams ace and a solid performer from scrimmage...Played in 16 games, starting 2 for the Colts in 2005...Posted 16 tackles from scrimmage and 28 special teams stops...Saw action in 13 games in 2004 after signing with the Colts and recorded 20 tackles from scrimmage and 16 solo ST tackles...Appeared in 14 regular season games and 1 postseason game with Baltimore, posting 17 special teams tackles and 1 special teams FR as a rookie in 2003.

2005: (with Indianapolis) Appeared in 16 regular season games and 1 postseason contest as a reserve DB and special teamer, starting 2 (his 1st-career starts)...Posted 16 tackles from scrimmage, including 9 solo, and added 28 special teams stops (21 solo)...**2005 SEASON HIGHLIGHTS:** Started and tied a season high with 5 tackles in the **season finale vs. Ari. (1/1/06)**...**Started his 1st-career game** and responded with a season-high 5 tackles from scrimmage in **game 15 at Sea. (12/24)**...Netted 4 tackles from scrimmage and an additional 4 special teams tackles in **game 7 at Hou. (10/23)**...Posted 3 stops in **game 6 vs. STL (10/17)**.

2004: (with Baltimore/Indianapolis) Saw action in 13 regular season games and 2 postseason contests with the Colts after he signed with Indianapolis (9/22) prior to game 3...Was inactive for the 1st game, before being released on 9/16 by the Ravens...Recorded 20 tackles, including 15 solo from scrimmage and had 16 solo special teams tackles...**2004 SEASON HIGHLIGHTS:** Saw action in the **Wild Card contest vs. Den. (1/9/05)** and had 2 special teams stops...Played from scrimmage and on special teams and had 5 tackles in **game 5 vs. Oak. (10/10)**...Posted a **career-high 7 tackles** (5 solo) in **game 4 at Jax. (10/3)**...Saw action off the bench and posted 4 special teams tackles in **game 3 vs. GB (9/26)**.

2003: (with Baltimore) Appeared in 14 regular season games, and 1 postseason contest on special teams, registering 17 special teams tackles and 1 special teams FR...**2003 SEASON HIGHLIGHTS:** Saw action on special teams and tied for the team lead with 2 tackles in **game 14 at Oak. (12/14)**...Played on special teams and recorded 2 tackles in 44-6 rout in **game 12 vs. SF (11/30)**...Posted 1 special teams tackle and 1 FR (muffed punt) in **game 9 at STL (11/9)**...Saw action and earned a game ball on special teams when he led the team with 4 solo special teams tackles before leaving the contest in the 2nd half with a knee injury in **game 2 vs. Cle. (9/7)**.

COLLEGE, PERSONAL: Four-year letterman who started 16 of 43 career games...Had 155 tackles, 94 solo, 6 TFL, 3 FR, 1 FFs, 9 PD and 5 INTs...Started 10 of 12 games at SS as a senior...Had career-high 65 tackles, 39 solo, 1 FR, 1 FF, 7 PD and 4 INTs...Recorded 8 stops and FR returned 54 yards for a TD against Purdue...Had 6 stops and 1 FF against Michigan...Netted 6 stops and 1 INT against Stanford...Had a career-high 10 tackles against Air Force...Had 7 stops and 3 PD against Florida State...Netted 7 stops and 1 INT against Boston College...Posted 5 stops against Southern Cal...Started 5 of 9 games as junior...Was Thorpe Award candidate...Recorded 36 stops, 22 solo, 2 FRs and 1 PD...Moved from FS to SS...Had 5 tackles against Texas A&M and Michigan State...Had 4 stops against Southern Cal...Netted 8 tackles against Tennessee...Had 2 FR, including 39-yarder he returned for a TD, against Navy...Recorded 5 solo tackles against Stanford...Started 1 of 10 games as a sophomore...Recorded 37 stops, 22 solo, and 2 TFL...Had 5 tackles against Nebraska and West Virginia...Had 8 tackles in his 1st career start against Boston College...Posted 4 stops against Purdue, Air Force and Stanford...Posted 2 tackles against Oregon State in Fiesta Bowl...Appeared in 12 games as reserve FS his freshman season...Had 17 tackles, 11 solo, 1 PD and 1 INT...Had 1 INT against Michigan State...Majoring in finance...Attended Lamar (Houston, TX) HS...Three-year letterman...Was *Parade* and *USA Today* 1st-team All-America...Had 315 stops, 12 INTs, 15 PD, 12 FFs and 10 FRs...Had 112 stops, 3 FF, 3 FR and 5 INTs (2 for TDs) as a senior...Also pulled in 3 receptions for 62 yards and had 1 PR for TD...Was a senior captain...Was chosen for California-Texas All-Star Game...Had 107 tackles and 6 INTs as a junior...Was a 4-year letterman as a sprinter in

GEROME SAPP 42

track...Helped his school to the state finals in 4x400 relay as a junior...His brother, Charles, was an All-Mountain Conference RB at Houston (1999-02)...Gerome and his wife, Tracy, have a home in Owings Mills...Full name: Gerome Daren Sapp.

2005

Game-by-Game Tackles

Colts

Date/Opp.	TT	Solo	AS	INT	FF	FR	Sacks	PD
9/11 @ Bal.	1	1	0	0-0	0	0	0-0	0
9/18 vs. Jax.	0	0	0	0-0	0	0	0-0	0
9/25 vs. Cle.	1	0	1	0-0	0	0	0-0	0
10/2 @ Ten.	0	0	0	0-0	0	0	0-0	0
10/9 @ SF	0	0	0	0-0	0	0	0-0	0
10/17 vs. STL	0	0	0	0-0	0	0	0-0	0
10/23 @ Hou.	4	2	2	0-0	0	0	0-0	0
11/7 @ NE	0	0	0	0-0	0	0	0-0	0
11/13 vs. Hou.	0	0	0	0-0	0	0	0-0	0
11/20 @ Cin.	0	0	0	0-0	0	0	0-0	0
11/28 vs. Pit.	0	0	0	0-0	0	0	0-0	0
12/4 vs. Ten.	0	0	0	0-0	0	0	0-0	0
12/11 @ Jax.	0	0	0	0-0	0	0	0-0	0
12/18 vs. SD	0	0	0	0-0	0	0	0-0	0
12/24 @ Sea.	5	3	2	0-0	0	0	0-0	0
1/1/06 vs. Ari.	5	3	2	0-0	0	0	0-0	0
Totals	16	9	7	0-0	0	0	0-0	0

2004

Game-by-Game Tackles

Ravens/Colts

Date/Opp.	TT	Solo	AS	INT	FF	FR	Sacks	PD
9/9 @ NE	NOT ON ROSTER							
9/19 @ Ten.	NOT ON ROSTER							
9/26 vs. GB	0	0	0	0-0	0	0	0-0	0
10/3 @ Jax.	7	5	2	0-0	0	0	0-0	0
10/10 vs. Oak.	5	3	2	0-0	0	0	0-0	0
10/24 vs. Jax.	0	0	0	0-0	0	0	0-0	0
10/31 @ KC	0	0	0	0-0	0	0	0-0	0
11/8 vs. Min.	0	0	0	0-0	0	0	0-0	0
11/14 vs. Hou.	3	3	0	0-0	0	0	0-0	0
11/21 @ Chi.	0	0	0	0-0	0	0	0-0	0
11/25 @ Det.	3	2	1	0-0	0	0	0-0	0
12/5 vs. Ten.	0	0	0	0-0	0	0	0-0	0
12/12 @ Hou.	INACTIVE - RIB							
12/19 vs. Bal.	0	0	0	0-0	0	0	0-0	0
12/26 vs. SD	0	0	0	0-0	0	0	0-0	0
1/2/05 @ Den.	2	2	0	0-0	0	0	0-0	0
Totals	20	15	5	0-0	0	0	0-0	0

REGULAR SEASON

Year	TT	Solo	AS	INTs	TDs	FF	FR	TDs	Sacks	PD
<i>Ravens</i>										
2003	0	0	0	0-0	0	0	0	0	0.0-0	0
<i>Colts</i>										
2004	20	15	5	0-0	0	0	0	0	0.0-0	0
2005	16	9	7	0-0	0	0	0	0	0.0-0	0
Totals	36	24	12	0-0	0	0	0	0	0.0-0	0

SPECIAL TEAMS TACKLES (61): 2003 (17); 2004 (16); 2005 (28)

Additional Statistics: Had a FR (muffed punt) at STL (11/9/03).

CAREER SINGLE-GAME HIGHS (regular season)

Total Tackles:

7 (10/3/04 at Jax.)

Sacks:

None

Forced Fumbles:

None

Passes Defensed:

None

Solo Tackles:

5 (10/3/04 at Jax.)

INTs:

None

Fumble Recoveries:

None

POSTSEASON

Year	TT	Solo	AS	INTs	TD	FR	FF	TDs	Sacks	PD
<i>Ravens</i>										
2003	0	0	0	0-0	0	0	0	0	0.0-0	0
<i>Colts</i>										
2004	0	0	0	0-0	0	0	0	0	0.0-0	0
2005	0	0	0	0-0	0	0	0	0	0.0-0	0
Totals	0	0	0	0-0	0	0	0	0	0.0-0	0

SPECIAL TEAMS TACKLES (3): 2004 (2); 2005 (1)



GAMES PLAYED/STARTED: (2002, 16/0); (2003, 16/0); (2004, 13/0); (2005, 16/10) **Total 61/10**
Playoffs (2003, 1/0) **Total 1/0**

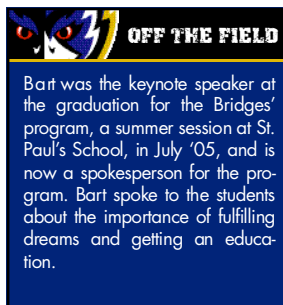
TRANSACTIONS: Bart Scott re-signed with the Baltimore Ravens (3-year contract) on 3/14/06...Signed a 1-year tender with the Ravens on 4/19/05...Originally signed with the Ravens as a rookie free agent on 4/25/02.

PRO: Blossomed into a dynamic, multi-purpose LB in 2005 when he played in all 16 games, starting 10 (1st starts of his career)...Recorded a **career-high 119 tackles** (previous high was 9 total tackles in 2003), including 77 solo, a **career-high 4 sacks** (-24.5 yards), 4 PD, 1 FF and 1 FR and 15 special teams tackles and 2 FFs...Saw action in 13 games in 2004, finishing 2nd on the team with 17 special teams tackles (10 solo), 1 FR and 5 tackles from scrimmage...Saw action in all 16 regular season games and 1 postseason game in 2003...Finished 2nd on the team with 19 special teams tackles, including 12 solo...Also had 1 special teams tackle in the playoffs...Saw action in all 16 games as a rookie...**Tied for the team lead (Chad Williams) with 17 special teams tackles**, 5 tackles from scrimmage and 1 INT in 2002.

2005: Saw action in all 16 games, starting 10 (1st starts of his career) and recorded a **career-high 119 tackles** (previous high was 9 total tackles in 2003), including 77 solo, a **career-high 4 sacks** (-24.5 yards), 4 PD and 1 FR and 15 special teams tackles and 2 FFs...**2005 SEASON HIGHLIGHTS:** Tied for the team lead with 10 tackles and had 1 PD in the **season finale at Cle. (11/06)**...Led the team as he tied **career highs with 13 tackles, including 10 solo** in the 48-3 win in **game 14 vs. GB (12/19)**...He also had 1 FR and 2 TFL against the Packers...Posted a then **career-high 13 tackles, including a career-high 10 solo**, 1 sack (-4 yards) and a TFL in **game 12 vs. Hou. (12/4)**...Scott also had a special teams tackle against the Texans...Recorded 10 tackles (8 solo), including 1 TFL, a QB hit and a special teams tackle in **game 11 at Cin. (11/27)**...Earned a game ball when he led the team with 12 tackles (9 solo), posted a **career-high 2 sacks** (-14 yards) and had a PD in the 16-13 OT win in **game 10 vs. Pit. (11/20)**...**Started his 1st-career game** and posted 9 tackles (6 solo), including 1 TFL, in **game 7 at Pit. (10/31)**.

2004: Played in 13 games in 2004, despite battling a knee injury for most of the season...Special teams demon made 17 tackles on kick coverage, including 10 solo...Had a critical FR in the Ravens' 20-17 OT victory over the Jets in game 9 (11/14)...Was also a key reserve at both LB and S for the Ravens, tallying 5 tackles on the year...**2004 SEASON HIGHLIGHTS:** Recorded a team-high 4 special teams tackles in the 37-14 victory in **game 13 vs. NYG (12/12)** before leaving the game with a knee injury...Saw action from scrimmage, recording 2 tackles (1 TFL) and 2 special teams tackles in the 30-10 win in **game 10 vs. Dal. (11/21)**...Subbed from scrimmage, posting 3 tackles (2 solo) and had a FR on special teams in the 20-17 OT victory in **game 9 at NYJ (11/14)**...Saw action both from scrimmage and on special teams and helped the Ravens hold the Redskins to 107 total yards (2nd-lowest total in team history), including just 55 yards rushing in **game 5 at Was. (10/10)**.

2003: Saw action in all 16 regular season games and 1 postseason game in 2003...Finished 2nd on the team with 19 special teams tackles, including 12 solo...Also had 1 special teams tackle in the playoffs...**2003 SEASON HIGHLIGHTS:** Saw action from scrimmage and on special teams and had 1 FR (from scrimmage) in **game 15 at Cle. (12/21)**...Subbed from scrimmage and played on special teams in a 31-13 win in **game 13 vs. Cin. (12/7)**...**Recorded a career-high 6 tackles (4 solo)**



Bart was the keynote speaker at the graduation for the Bridges' program, a summer session at St. Paul's School, in July '05, and is now a spokesperson for the program. Bart spoke to the students about the importance of fulfilling dreams and getting an education.

BART SCOTT 57

from scrimmage and 2 special teams tackles against the Bengals...Played on special teams and led the team with 4 special teams tackles in game 7 vs. Den. (10/26).


2002: Saw action in all 16 games as a rookie...Finished the season with 5 tackles and 1 INT...Also tied for the team lead (Chad Williams) with 17 special teams tackles (13 solo)...**2002 SEASON HIGHLIGHTS:** Saw extensive action from scrimmage and on special teams in game 15 vs. Cle. (12/22)...Had 1 tackle from scrimmage and the 1st INT (Steve McNair) of his career in 13-12 win in game 11 vs. Ten. (11/24)...His INT in the end zone preserved the Ravens' victory...Also posted 1 special teams tackle against the Titans...Saw action from scrimmage and on special teams in NFL debut in game 1 at Car. (9/8).

COLLEGE, PERSONAL: Three-year starter who tallied 352 tackles at Southern Illinois...Named 1st-team All-Gateway conference and led the team with 127 tackles, 18 TFL and 5.5 sacks as a senior...Posted 14 tackles and 2 sacks against Western Illinois...Played in only 5 games as a junior and finished the season with 26 tackles, including 6 TFL...Switched from LB to SS as a sophomore and led the squad for the 2nd consecutive year with 96 tackles (56 solo), including 3 TFL, and 1 sack...Had 4 FRs, including a 39-yard TD against Southwest Missouri State... Also had 1 INT, 3 PD and 1 blocked punt...Posted 18 tack-

les against Youngstown State and Indiana State...A Gateway Conference honorable mention selection, as well as being selected to the league's all-newcomer squad as a true freshman...Had 103 tackles (48 solo) as a freshman...Also credited with 2 PD, 1 INT and 2 FRs...Had 10 or more tackles in 4 games...First-team All-State as a senior at Southeastern (Detroit, MI) HS...Named to the All-Area team by the Detroit News...Had 76 tackles, 26 assists and 3 FRs as a senior...Also led Southeastern HS in rushing with 635 yards and 5 TDs on 97 carries...A 2-time All-Conference selection...Competed in football, basketball, baseball and tennis...Majored in business...Scott participated as a guest coach in a Gatorade Jr. Training Camp during the 2003 season...He attended the ESPN Play Your Way Sports Gear Drive Kick-Off at ESPNZone Baltimore in May of '04...Comcast, Team ESPN, the Corporate Outreach program for ESPN, and ESPNZone teamed up

to support the collection of sports equipment for an entire month (May 19th - June 19th)...The drive benefited the Baltimore Police Athletic League...

Joined the Council of Ravens Roosters for their annual convention in Ocean City (June '04 and '05)... Helped distribute food and supplies to over 2,000 families in Park Heights for Operation Blessing, a non-profit humanitarian hunger relief organization in June 2004...Participated in a Gatorade Junior Training Camp at the Maryland Kids Fest



2005										
Game-by-Game Tackles										
Ravens										
Date/Opp.	TT	Solo	As	INT	FF	FR	Sacks	PD	SAW ACTION ON SPECIAL TEAMS	
9/11 vs. Ind.	SAW ACTION ON SPECIAL TEAMS									
9/18 @ Ten.	0	0	0	0-0	0	0	0	0-0	0	0
10/2 vs. NYJ	0	0	0	0-0	0	0	0	0-0	0	0
10/9 @ Det.	9	6	3	0-0	0	0	0	0-0	0	0
10/16 vs. Cle.	1	1	0	0-0	0	0	0	0-0	0	0
10/23 @ Chi.	1	0	1	0-0	0	0	0	0-0	0	0
10/31 @ Pit.	9	6	3	0-0	0	0	0	0-0	1	0
11/6 vs. Cin.	7	5	2	0-0	0	0	0	.5-3.5	2	0
11/13 @ Jax.	13	7	6	0-0	0	0	0	0.5-3.0	0	0
11/20 vs. Pit.	12	9	3	0-0	0	1	2.0-14.0	1	1	0
11/27 @ Cin.	10	8	2	0-0	0	0	0	0-0	0	0
12/4 vs. Hou.	13	10	3	0-0	0	0	1.0-4.0	0	0	0
12/11 @ Den.	13	7	6	0-0	0	0	0	0-0	0	0
12/19 vs. GB	13	10	3	0-0	0	1	0-0	0	0	0
12/25 vs. Min.	8	5	3	0-0	0	0	0	0-0	0	0
1/1/06 @ Cle.	10	3	7	0-0	0	0	0	0-0	1	0
Totals	119	77	42	0-0	0	2	4-24.5	5		

2004										
Game-by-Game Tackles										
Ravens										
Date/Opp.	TT	Solo	As	INT	FF	FR	Sacks	PD	SAW ACTION ON SPECIAL TEAMS	
9/12 @ Cle.	0	0	0	0-0	0	0	0	0-0	0	0
9/19 vs. Pit.	SAW ACTION ON SPECIAL TEAMS									
9/26 @ Cin.	SAW ACTION ON SPECIAL TEAMS									
10/4 vs. KC	SAW ACTION ON SPECIAL TEAMS									
10/10 @ Was.	0	0	0	0-0	0	0	0	0-0	0	0
10/24 vs. Buf.	SAW ACTION ON SPECIAL TEAMS									
10/31 @ Phi.	SAW ACTION ON SPECIAL TEAMS									
11/7 vs. Cle.	SAW ACTION ON SPECIAL TEAMS									
11/14 @ NYJ	3	2	1	0-0	0	0	0	0-0	0	0
11/21 vs. Dal.	2	1	1	0-0	0	0	0	0-0	0	0
11/28 @ NE	0	0	0	0-0	0	0	0	0-0	0	0
12/5 vs. Cin.	SAW ACTION ON SPECIAL TEAMS									
12/12 vs. NYG	SAW ACTION ON SPECIAL TEAMS									
12/19 @ Ind.	INACTIVE									
12/26 @ Pit.	INACTIVE									
1/2/05 vs. Mia.	INACTIVE									
Totals	5	3	2	0-0	0	0	0	0-0	0	0

BART SCOTT 57

(July '04) and stayed to sign autographs...Worked with teammates in Oct. and Nov. '04 on the Ravens' 6-week project with Sandtown Habitat for Humanity, culminating in the NFL/United Way Hometown Huddle...Joined teammates and volunteers in Nov. '04 to present the keys to new homeowner, Robin Edwards...Participated in the QB Club of Baltimore's Distinguished Speaker Series in Nov. '04...In July '05, Scott helped instruct at Darnell Dinkins Football Camp, a free 1-day football clinic and educational workshop for HS student-athletes...Was the keynote speaker at the graduation for the Bridges' course, a summer program at St. Paul's School, in July '05 and is now a spokesperson for the program...Scott spoke to the students about the importance of fulfilling dreams and getting an education...He went back to school during the offseason and graduated with a degree in economics in May 2005...Scott also provided uniforms, cleats and gloves to his alma mater, Southeastern (Detroit, MI) HS for their football program last year...Married the former Darnesha Harper on 6/2/05...The couple has 1 son, Bartholomew (4/26/05)...Full name: Bart Edward Scott.

2003													2002												
Game-by-Game Tackles													Game-by-Game Tackles												
Ravens													Ravens												
Date/Opp.	TT	Solo	As	INT	FF	FR	Sacks	PD	Date/Opp.	TT	Solo	As	INT	FF	FR	Sacks	PD								
9/7 @ Pit.		SAW ACTION ON SPECIAL TEAMS											9/8 @ Car.	0	0	0	0-0	0	0	0-0	0				
9/14 vs. Cle.		SAW ACTION ON SPECIAL TEAMS											9/15 vs. TB	SAW ACTION ON SPECIAL TEAMS											
9/21 @ SD		SAW ACTION ON SPECIAL TEAMS											9/30 vs. Den.	SAW ACTION ON SPECIAL TEAMS											
9/28 vs. KC		SAW ACTION ON SPECIAL TEAMS											10/6 @ Cle.	0	0	0	0-0	0	0	0-0	0				
10/12 @ Ari.		SAW ACTION ON SPECIAL TEAMS											10/13 @ Ind.	SAW ACTION ON SPECIAL TEAMS											
10/19 @ Cin.		SAW ACTION ON SPECIAL TEAMS											10/20 vs. Jax.	SAW ACTION ON SPECIAL TEAMS											
10/26 vs. Den.		SAW ACTION ON SPECIAL TEAMS											10/27 vs. Atl.	SAW ACTION ON SPECIAL TEAMS											
11/2 vs. Jax.	1	1	0	0-0	0	0	0-0	0	11/3 @ Pitt.	SAW ACTION ON SPECIAL TEAMS															
11/9 @ STL	0	0	0	0-0	0	0	0-0	0	11/10 vs. Cin.	0	0	0	0-0	0	0	0-0	0								
11/16 @ Mia.		SAW ACTION ON SPECIAL TEAMS											11/17 @ Mia.	SAW ACTION ON SPECIAL TEAMS											
11/23 vs. Sea.		SAW ACTION ON SPECIAL TEAMS											11/24 vs. Ten.	1	1	0	1-0	0	0	0-0	0				
11/30 vs. SF	2	2	0	0-0	0	0	0-0	0	12/1 @ Cin.	SAW ACTION ON SPECIAL TEAMS															
12/7 vs. Cin.	6	4	2	0-0	0	0	0-0	0	12/8 vs. NO	0	0	0	0-0	0	0	0-0	0								
12/14 @ Oak.	0	0	0	0-0	0	0	0-0	0	12/15 @ Hou.	1	0	1	0-0	0	0	0-0	0								
12/21 @ Cle.	0	0	0	0-0	0	1	0-0	0	12/22 vs. Cle.	3	2	1	0-0	0	0	0-0	0								
12/28 vs. Pit.	0	0	0	0-0	0	0	0-0	0	12/29 @ Pit.	0	0	0	0-0	0	0	0-0	0								
Totals	9	7	2	0-0	0	1	0-0	0	Totals	5	3	2	1-0	0	0	0-0	0								
Playoffs																									
1/3/04 vs. Ten.		SAW ACTION ON SPECIAL TEAMS																							
Totals	0	0	0	0-0	0	0	0-0	0	BART SCOTT																

REGULAR SEASON

Year	TT	Solo	AS	INTs	TDs	FF	FR	TDs	Sacks	PD
2002	5	3	2	1-0	0	0	0	0	0.0-0	0
2003	9	7	2	0-0	0	0	1	0	0.0-0	0
2004	5	3	2	0-0	0	0	0	0	0.0-0	0
2005	119	77	42	0-0	0	0	2	0	4-24.5	5
Totals	138	90	48	1-0	0	0	3	0	4-24.5	5

SPECIAL TEAMS TACKLES (68): 2002 (17); 2003 (19); 2004 (17); 2005 (15)

CAREER SINGLE-GAME HIGHS (regular season)

Total Tackles:

13 4 times (last: 12/19/05 vs. GB)

Sacks:

2 (11/20/05 vs. Pit.)

Forced Fumbles:

0

Passes Defensed:

2 (11/6/05 vs. Cin.)

Solo Tackles:

10 2 times (last: 12/19/05 vs. GB)

INTs:

1 (11/24/02 vs. Ten.)

Fumble Recoveries:

1 3 times (last: 12/19/05 vs. GB)

POSTSEASON

SPECIAL TEAMS TACKLES (1): 2003 (1)

BART SCOTT



GAMES PLAYED/STARTED: (2003, 0/0); (2004, 1/0); (2005, 0/0) **Total 1/0**

TRANSACTIONS: Brian was signed to the Baltimore Ravens' active roster from their practice squad on 12/8/05...Signed to the Ravens' practice squad on 9/22/05...Waived by Pittsburgh on 9/3/05...Signed to the Steelers' active roster on 12/31/04...Signed to the Steelers' practice squad on 11/16/04...Waived by Pittsburgh on 11/13/04...Signed to the Steelers' active roster on 9/18/04...Signed to the Steelers' practice squad on 9/8/04...Waived by the Steelers on 9/6/04...Signed by the Steelers 4/13/04...Originally drafted by the Steelers in the 5th round (163rd overall) in the 2003 NFL Draft.


PRO: A big, physical, strong-armed QB with NFL experience...Good athlete with good vision and knowledge of the game...Was signed to the Ravens' active roster from their practice squad (12/8/05) and served as their 3rd QB for the final 4 games of 2005...Saw action in 1 game, attempting 1 pass for the Pittsburgh Steelers in 2004.

2005: (with Baltimore) Spent the final 4 games of the regular season as the 3rd QB after being signed to the active roster from their practice squad on 12/8...**2005 SEASON HIGHLIGHTS:** Designated as the 3rd QB for 4 games in **games 13-16**.

2004: (with Pittsburgh) Was on and off the regular roster at different points of the regular season...Saw action in 1 game, attempting 1 pass...**2004 SEASON HIGHLIGHTS:** *Saw the 1st game action of his pro career* and ran for a key 1st-down conversion late in the 4th quarter on a 2-yard naked bootleg in the **season finale at Buf. (1/2/05)**...Also attempted 1 pass against the Bills...Served as the 3rd QB in **game 8 vs. Phi. (11/7)**...Was placed on the team's practice squad to begin the 2004 season after serving as the 3rd QB for the entire 2003 campaign.

2003: (with Pittsburgh) Was listed as the Steelers' 3rd QB for all 16 games.

COLLEGE, PERSONAL: Was a 2-year starter and offensive team captain...Finished his career 3rd on the school's career-record lists with 5,837 yards and 48 passing TDs, completing 457-of-803 attempts (56.9%)...Started every game his senior season, completing 237-of-407 passes (58.2%) for 2,983 yards and 18 TDs...Ranked 3rd in school history behind Glenn Foley (3,397 in 1993) and Doug Flutie (3,454 in 1984) with 2,983 passing yards...His 18 scores ranked 6th on the school's single-season list for TD passes...Averaged 239.2 yards per game, as he totaled 3,109 yards in total offense...Ranks 3rd on BC's single-season list for total yards (3,109) behind Foley (3,353 in 1993) and Flutie (3,603 in 1984)...Took over the starting QB job as a junior, and completed 149-of-279 passes (53.4%) for 2,016 yards, 25 TDs and 10 INTs...Only Doug Flutie (27 in 1984) had more scoring passes in a season for the Eagles...Was also 3rd on the team with 67 carries for 217 yards (3.2 avg.)...Played in every game as a sophomore and started vs. Notre Dame when Tim Hasselbeck missed the game with a knee injury...Completed 47-of-77 passes (61.0%) for 543 yards and 4 TDs while adding a TD on 13 carries...Played in 9 games as a redshirt sophomore...Completed 24-of-40 passes (60.0%) for 295 yards and 1 TD as a redshirt freshman...Red-shirted as a true freshman in 1998...Majored in economics...Attended St. John's Prep (Danvers, MA)...Set every single-season and career QB record at the school (completions, attempts, TD passes, TD rushes, completion percentage and games played)...Threw for 3,700 yards in his career...Earned All-American honors from Tom Lemming, *PrepStar* and *SuperPrep*...Made *PrepStar's* Dream Team and was chosen Massachusetts and New England Gatorade Player of the Year...Was *USA Today's* Massachusetts Co-Player of the Year...Was a 3-year Catholic Conference all-star choice...Served as team captain for the 1997 St. John's team that finished 11-0, winning the state and New England crowns...Was a 2-time Catholic Conference all-star in baseball...Led St. John's to the 1997-98 Catholic Conference basketball title...Full name: Brian St. Pierre.



51 MIKE SMITH
LINEDACKER

YEARS IN NFL: 2
HT: 6-1 WT: 235
COLLEGE: Texas Tech
HS: Coronado (TX)
BORN: 9/2/81, Lubbock, TX
JOINED RAVENS: Draft 7 (234th), 2005

GAMES PLAYED/STARTED: (2005, 6/0) **Total 6/0**

TRANSACTIONS: Mike Smith was a 7th-round selection by the Ravens (234th overall) in the 2005 draft...He is the 1st Texas Tech player drafted by the Ravens.

PRO: Tough, physical LB who provides depth and versatility both at the LB position and on special teams...Saw action in 6 games after being signed to the Ravens' active roster from their practice squad on 10/28/05...Recorded 2 special teams tackles before being placed on Injured Reserve (hamstring) on 12/30/05.

2005: Played in 6 games after being moved to the active roster from the practice squad on 10/28...Recorded 2 special teams tackles as a rookie before being placed on Injured Reserve (hamstring) on 12/30...**2005 SEASON HIGHLIGHTS:** Had 2 special teams tackles before leaving the game with a hamstring injury in **game 12 vs. Hou. (12/4)**...Played on special teams in **game 11 at Cin. (11/27)**...Saw action on special teams, but did not record a tackle in the 16-13 OT win in **game 10 vs. Pit. (11/20)**...**Played in his 1st-career game** on special teams in **game 7 at Pit. (10/31)**.

COLLEGE, PERSONAL: One of 5 Texas Tech players to have finished with 50 career games...With 45 career starts, he ranked in the top 10 for the Red Raiders...Team MVP and captain in 2004...Red Raiders defense ranked 15th in the nation in pass defense, up from 101st in 2003...Earned All-Big 12 Conference Honorable Mention honors as a senior...Helped Red Raiders to 8-4 overall record...Started all 12 games...Tied for the team lead with 83 tackles, including 7.5 TFL (-19 yards), and 1 sack (-3 yards) on the season...Started in all 12 games as a junior...Ended the year with 42 tackles (30 solo), a career-high 10 TFL (-42 yards) and a career-high 3 sacks (-16 yards)...Started 13 of 14 games played as a sophomore...Ranked 4th on the team with a career-high 104 tackles, including 5 TFL (-14 yards)...Played in 12 games, starting the final 8 as a freshman...All-Big 12 Honorable Mention...All-Big 12 Freshman Team...Finished the season with 85 tackles, including 4 TFL (-19 yards), and 2 sacks (-15 yards)...Attended Coronado (TX) HS...All-State and District 3-5A Defensive Player of the Year...Recorded 5 INTs and 182 tackles as a senior, including 2 28-tackle games and 5 20-tackle games...Graduated in August, 2004 with a degree in communications studies...In Oct. '05, Smith coached football fundamentals to more than 100 children at Mills-Parole Elementary School in Annapolis, while also speaking about the importance of nutrition...Has a twin sister, Meredith, and older brother, Daniel...Full name: Michael Lee Smith.



OFF THE FIELD


In Oct. '05, Mike coached football fundamentals to more than 100 children at Mills-Parole Elementary School in Annapolis. He spoke about the importance of nutrition and led drills.

REGULAR SEASON

Year	TT	Solo	AS	INTs	TDs	FR	FF	TDs	Sacks	PD
2005	0	0	0	0-0	0	0	0	0	0-0	0
Totals	0	0	0	0-0	0	0	0	0	0-0	0

SPECIAL TEAMS TACKLES (2): 2005 (2)

MIKE SMITH



32 MUSA SMITH
RUNNING BACK


YEARS IN NFL: 4
HT: 6-0 **WT:** 232
COLLEGE: Georgia
HS: West Perry (PA)
BORN: 5/31/82, Elliottsburg, PA
JOINED RAVENS: Draft 3 (77th), 2003

GAMES PLAYED/STARTED: (2003, 11/0); (2004, 9/0); (2005, 1/0) **Total 21/0**

Playoffs (2003, 1/0) **Total 1/0**

TRANSACTIONS: Musa Smith re-signed with the Baltimore Ravens on 3/17/06...Was originally selected with the 77th overall pick in the 3rd round of the 2003 NFL Draft...Smith was the 3rd of 23 RBs taken in the 2003 draft and only the 4th RB taken in franchise history (Jay Graham - 1997, Jamal Lewis - 2000 and Chester Taylor - 2002).

PRO: Explosive runner with good instincts and breakaway speed...An outstanding open field runner who has power to run inside the tackles...Smith spent the 1st half of the 2005 season on the reserve/PUP list due to a broken leg suffered in 2004...He was activated from PUP on 11/8, saw action in 1 game, pulling in 3 receptions for 5 yards and posting 2 special teams tackles, before being placed on IR on 11/30 due to complications from his leg injury...He saw action in 9 games in 2004 before being placed on IR (11/24) with a broken leg...Smith gained 48 yards on 12 carries (4.0 average) prior to the injury...Provides superior depth to the RB position...Smith was the 1st Georgia player picked by the Ravens in the team's 9-year history...Saw action in 11 regular season games and 1 postseason game in 2003...Missed the 1st 5 games of the season due to a knee injury suffered in training camp...Rushed 9 times for 31 yards and 2 TDs as a rookie...Also posted 10 special teams tackles and returned 2 kicks for 17 yards.



OFF THE FIELD

In December 2005, Musa joined teammates to serve as personal shoppers for 50 Baltimore youth, who received \$100 gift certificates from Wal-Mart.

2005: Saw action in 1 game and had 2 special teams tackles before being placed on IR...Spent the 1st half of the season on PUP, then placed on Injured Reserve on 11/30...**2005 SEASON HIGHLIGHTS:** Saw action in **game 9 at Jax. (11/13)** and pulled in 3 receptions for 5 yards and posted 2 special teams tackles...Placed on IR (leg) on 11/30.

2004: Saw action in 9 games before being placed on IR (broken leg) on 11/24...Carried the ball 12 times for 48 yards (4.0 avg.) and posted 8 special teams tackles before being lost for the season...**2004 SEASON HIGHLIGHTS:** Saw action off the bench and had 1 carry for 12 yards (good for a 1st down), but broke his leg on the play in the 30-10 win in **game 10 vs. Dal. (11/21)**...Also had 2 special teams tackles before leaving the game against Dallas...Saw action on special teams, recording 4 tackles; and from scrimmage, hauling in 1 reception for 25 yards (helping to convert on a 3rd-and-16) in **game 9 at NYJ (11/14)**...Subbed from scrimmage and played on special teams, carrying the ball 5 times for 25 yards (2 good for 1st downs) and pulled in 1 reception for 6 yards in **game 7 at Phi. (10/31)**...Saw action off the bench and recorded his 1st carries of the season, rushing 6 times for 11 yards, (1 good for a 1st down) in **game 6 vs. Buf. (10/24)**...Also posted 2 special teams tackles.

2003: Saw action in 11 regular season games, and 1 postseason game...Missed the 1st 5 games of the season due to a knee injury suffered in training camp...Rushed 9 times for 31 yards and 2 TDs...Also posted 10 special teams tackles and returned 2 kicks for 17 yards...**2003 SEASON HIGHLIGHTS:** Saw action on special teams in the **Wild Card loss vs. Ten. (1/3/04)** and led the team with 4 special teams tackles...Played on special teams, but did not record a tackle in the **season finale vs. Pit. (12/28)**...Saw action from scrimmage and on special teams in a 35-0 victory in **game 15 at Cle. (12/21)**...Carried the ball 4 times for 21 yards, including an 11-yard TD run, and had a solo special teams tackle against the Browns...Saw the 1st action of his career from scrimmage and carried the ball 5 times for 10 yards, including the **1st TD of his career**, in **game 12 vs. SF (11/30)**...Also had 2 special teams tackles against the 49ers...Saw action on special teams, the **1st**

MUSA SMITH 32

game of his NFL career in game 6 at Cin. (10/19) and recorded 1 special teams tackle...Smith had 1 KOR for 15 yards against the Bengals.

COLLEGE, PERSONAL: Only the 11th player in Georgia history to rush for over 2,000 yards in a career (ranked 8th on the Bulldogs' all-time record list at the completion of his Georgia career)...A consummate team player who shared tailback duties earlier in his career, he emerged as a punishing inside force for the Bulldogs in 2002...Finished his career with 454 carries for 2,202 yards (4.9 avg.) and 19 TDs, starting 18 of 31 games...Known for his clutch receiving skills, he gained 187 yards on 27 catches (6.9 avg.)...*Associated Press* and *Atlanta Journal-Constitution* All-SEC 1st-team selection, adding 2nd-team honors from the league's coaches as a junior...Recipient of the Hugar and Elizabeth Wilkes Endowed Football Scholarship...Was a major part of a Georgia offense that ranked 1st in the SEC and 22nd nationally in scoring (32.6 points per game), 3rd in passing (254.6 passing yards per game), and 4th in total (393.3)...Started every game but 1...Gained a career-high 1,324 yards with 8 TDs on 260 carries (5.1 avg.)...Only Garrison Hearst (1,594 yards-1992) and Herschel Walker (1,616-1980; 1,891-1981; 1,752-1982) ran for more yards in a season for the Bulldogs...Caught 15 passes for 107 yards (7.1 avg.)...Gained over 100 yards rushing 9 times...Against Mississippi, carried a career-high 37 times (8th on Georgia's game-record list) for 148 yards...Appeared in 9 games, starting 5, during an injury-plagued sophomore season...Carried 119 times for 548 yards (4.6 avg.) and 6 TDs...Added 87 yards on 10 catches (8.7 avg.)...Bothered most of the 2nd half of the year by a hip flexor/groin injury and missed 2 games, while seeing limited action vs. Florida, Auburn and Georgia Tech...Freshman All-American 3rd-team pick by *The Sporting News*...*Knoxville News Sentinel* SEC All-Freshman team choice...Played in 9 games, starting the final 2...Carried 75 times for 330 yards (4.4 avg.) and 5 TDs...Also returned 4 kickoffs for 93 yards (23.3 avg.)...Named *USA Today* Honorable Mention All-USA...*SuperPrep* All-American and was a finalist for Pennsylvania Player of the Year, playing for West Perry (PA) HS...Pennsylvania Big School All-State 1st-team, *Carlisle Sentinel* Player of the Year and Mid-Pennsylvania Capital Division Offensive MVP...Rushed for 2,041 yards and 32 TDs on 214 carries (9.5 avg.) as a senior...Gained more than 200 yards in a game 4 times...Three-year starter who rushed for 4,117 career yards on 478 carries (8.6 avg.) and 54 TDs...Brother, John, who visited the Ravens in June (2004), lost a leg in a mortar attack in Iraq and was awarded the Purple Heart...Musa visited Living Classrooms in October 2004 and spoke to students and participants in the Fresh Start program...Musa also visited John Archer School (school for children with disabilities) in March 2005, along with teammate WR Devard Darling, to help students with their fitness and team play skills...Smith visited Marines who had served in Iraq in June '05...In Nov. '05, Musa joined other Ravens RBs and Mars Food to serve food to families in Howard County at the Owen Brown Interfaith Center; turkey, cranberry sauce, vegetables, non-perishables and pumpkin pie were given to each family in need...He joined former teammate Will Demps and teammates to serve as personal shoppers for 50 Baltimore youth, who received \$100 gift certificates from Wal-Mart in Dec. '05...In Feb. '06, he was on hand at the Bel Air Middle School Hoops for the Heart event; Students raised over \$30,000 for the American Heart Association...Smith married the former Lacey Garner on 7/15/04...Full name: Musa Smith.

2005 Game-By-Game

Ravens		RUSHING		RECEIVING					
Date/Opp.	No Yds	Avg	LG	TD	No	Yds	Avg	LG	TD
9/11 vs. Ind.					ON PUP.	-	LEG		
9/18 @ Ten.					ON PUP.	-	LEG		
10/2 vs. NYJ					ON PUP.	-	LEG		
10/9 @ Det.					ON PUP.	-	LEG		
10/16 vs. Cle.					ON PUP.	-	LEG		
10/23 @ Chi.					ON PUP.	-	LEG		
10/31 @ Pit.					ON PUP.	-	LEG		
11/6 vs. Cin.					ON PUP.	-	LEG		
11/13 @ Jax.	0	0	0	0	3	5	1.7	4	0
11/20 vs. Pit.					INACTIVE				
11/27 @ Cin.					INACTIVE				
12/4 vs. Hou.					INJURED RESERVE	-	LEG		
12/11 @ Den.					INJURED RESERVE	-	LEG		
12/19 vs. GB					INJURED RESERVE	-	LEG		
12/25 vs. Min.					INJURED RESERVE	-	LEG		
1/1/06 @ Cle.					INJURED RESERVE	-	LEG		
Totals	0	0	0.0	0	3	5	1.7	4	0

2004

Ravens		RUSHING		RECEIVING					
Date/Opp.	No Yds	Avg	LG	TD	No	Yds	Avg	LG	TD
9/12 @ Cle.					SAW ACTION ON SPECIAL TEAMS				
9/19 vs. Pit.					SAW ACTION ON SPECIAL TEAMS				
9/26 @ Cin.					SAW ACTION ON SPECIAL TEAMS				
10/4 vs. KC					SAW ACTION ON SPECIAL TEAMS				
10/10 @ Was.					SAW ACTION ON SPECIAL TEAMS				
10/24 vs. Buf.	6	11	1.8	6	0	0	0.0	0	0
10/31 @ Phi.	5	25	5.0	13	0	1	6	6.0	6
11/7 vs. Cle.	0	0	0.0	0	0	0	0	0	0
11/14 @ NYJ	0	0	0.0	0	1	25	25.0	25	0
11/21 vs. Dal.	1	12	12.0	12	0	0	0	0	0
11/28 @ NE					INJURED RESERVE	-	LEG		
12/5 vs. Cin.					INJURED RESERVE	-	LEG		
12/12 vs. NYG					INJURED RESERVE	-	LEG		
12/19 @ Ind.					INJURED RESERVE	-	LEG		
12/26 @ Pit.					INJURED RESERVE	-	LEG		
1/2/05 vs. Mia.					INJURED RESERVE	-	LEG		
Totals	12	48	4.0	13	0	2	31	15.5	25

MUSA SMITH

MUSA SMITH 32

2003

Game-By-Game


Ravens

RUSHING

Date/Opp.	No	Yds	Avg	LG	TD	RECEIVING	No	Yds	Avg	LG	TD
9/7 @ Pit.						INACTIVE - KNEE					
9/14 vs. Cle.						INACTIVE - KNEE					
9/21 @ SD						INACTIVE - KNEE					
9/28 vs. KC						INACTIVE - KNEE					
10/12 @ Ari.						INACTIVE - KNEE					
10/19 @ Cin.						SAW ACTION ON SPECIAL TEAMS					
10/26 vs. Den.						SAW ACTION ON SPECIAL TEAMS					
11/2 vs. Jax.						SAW ACTION ON SPECIAL TEAMS					
11/9 @ STL						SAW ACTION ON SPECIAL TEAMS					
11/16 @ Mia.						SAW ACTION ON SPECIAL TEAMS					
11/23 vs. Sea.						SAW ACTION ON SPECIAL TEAMS					
11/30 vs. SF	5	10	2.3	1	0	0	0	0	0	0	0
12/7 vs. Cin.						SAW ACTION ON SPECIAL TEAMS					
12/14 @ Oak.						SAW ACTION ON SPECIAL TEAMS					
12/21 @ Cle.	4	21	5.3	11t	1	0	0	0	0	0	0
12/28 vs. Pit.						SAW ACTION ON SPECIAL TEAMS					
Totals	9	31	3.4	11t	2	0	0	0	0	0	0

Playoffs

1/3/04 vs. Ten.						SAW ACTION ON SPECIAL TEAMS					
Totals	0	0	0	0	0	0	0	0	0	0	0



MUSA SMITH

REGULAR SEASON

RUSHING

Year	Team	GP	GS	Att.	Yds.	Avg.	LG	TD	RECEIVING				
									No.	Yds.	Avg.	LG	TD
2003	Baltimore	11	0	9	31	3.4	11t	2	0	0	0.0	0	0
2004	Baltimore	9	0	12	48	4.0	13	0	2	31	15.5	25	0
2005	Baltimore	1	0	0	0	0.0	0	0	3	5	1.7	4	0
Totals		20	0	21	79	3.8	13	2	5	36	7.2	25	0

SPECIAL TEAMS TACKLES (20): 2003 (10); 2004 (8); 2005 (2)

CAREER SINGLE-GAME HIGHS (regular season)

RUSHING:

Carries:

6 (10/24/04 vs. Buf.)

Yards:

25 (10/31/04 at Phi.)

Long:

13 (10/31/04 at Phi.)

Touchdowns:

1 2 times (last: 12/21/03 at Cle.)

RECEIVING:

Receptions:

1 2 times (last: 11/14/04 at NYJ)

Yards:

25 (11/14/04 at NYJ)

Long:

25 (11/14/04 at NYJ)

Touchdowns:


None

POSTSEASON

RUSHING

Year	Team	GP	GS	Att.	Yds.	Avg.	LG	TD	RECEIVING				
									No.	Yds.	Avg.	LG	TD
2003	Baltimore	1	0	0	0	0.0	0	0	0	0	0.0	0	0
Totals		1	0	0	0	0.0	0	0	0	0	0.0	0	0

MUSA SMITH



58 GARY STILLS
LINEDACKER
YEARS IN NFL: 8
HT: 6-2 WT: 250
COLLEGE: West Virginia
HS: Valley Forge (PA) Military Academy
BORN: 7/11/74, Trenton, NJ
JOINED RAVENS: Free Agent, 2006
PRO BOWLS (1): 2003

GAMES PLAYED/STARTED: (1999, 2/0); (2000, 12/0); (2001, 10/0); (2002, 16/1); (2003, 16/0); (2004, 16/0); (2005, 16/0) **Total 88/1**

Playoffs (2003, 1/0) **Total 1/0**

TRANSACTIONS: Signed with the Baltimore Ravens (3-year contract) on 3/24/06...Re-signed with the Kansas City Chiefs on (2/27/03)...Re-signed with the Chiefs (4/20/02)...Signed a 3-year contract with Kansas City (7/26/99)...Tabbed by the Chiefs with the 1st of their 2 3rd-round selections (75th overall) in the 1999 NFL Draft.

PRO: Pro Bowl (2003) special teams standout...Versatile athlete with a non-stop motor and good footwork who can play both LB and DE...Stills enters his 8th season in the NFL with **148 special teams tackles, which places him as the Kansas City Chiefs' all-time franchise leader**...Also has 4 FRs and 3 FFs on special teams...Was named the Chiefs' special teams captain for the past 4 seasons...Entering 2006, Stills has seen action in 88 games (1 start) and has 80 tackles (41 solo), 7.5 sacks (-62.5 yards), 4 FRs and 3 PD...Saw duty in 16 games on special teams and finished 2nd on the team with 25 special teams tackles and a special teams FR in 2005...Played in 16 games on defense and special teams in 2004...Had 15 tackles (6 solo), including 1 TFL, 6 QB pressures, 2.5 sacks (-22.5 yards) and a FR from scrimmage...Also led the Chiefs with 25 special teams tackles to go with a FR...Named to his **1st-career Pro Bowl** (as a special teamer) as well as being named to the All-Joe Team for his special teams exploits by *USA Today* in 2003...His Pro Bowl invite as a special teams performer made him the 1st player in Kansas City history to earn that distinction in a role other than a kick returner...Played in 16 games on special teams and 14 games as a reserve on defense...Produced 33 tackles (17 solo), including 3 TFL, 3.0 sacks (-35.0 yards), 3 PD and 1 FR...Also led the team with 29 special teams tackles in addition to 2 FFs and 1 FR on special teams...Saw action in 16 games at DE with 1 start, in addition to special teams duty in 2002...Produced 31 defensive stops (17 solo), including 5 TFL, 2 QB sacks (-5 yards), 1 FR and 3 QB pressures...Also set a franchise record with a **career-high 34 special teams tackles** and 1 FF on special teams...Saw action on special teams in 10 games and on defense in 2 contests and had 1 tackle from scrimmage, plus a team-high 18 special teams tackles and 1 FR on special teams in 2001...**NFL Europe (2001):** Started 7 of 10 games for the Frankfurt Galaxy...Tied for the lead in the NFLLEL and led the Galaxy with 9.5 sacks, earning All-NFLLEL honors...Also led the Galaxy with 54 tackles (41 solo)...Added 3 PD, 1 FF and 2 tackles on special teams...Was named **NFL Europe Defensive Player of the Week** vs. Barcelona (6/23/01) after collecting 7 tackles, 3.5 sacks and 1 FF...Saw action on special teams in 2 games, but did not record any stats as a rookie in 1999.

2005: (with Kansas City) Saw duty in 16 games on special teams and finished 2nd on the team with 25 special teams tackles and 1 ST FR...**2005 SEASON HIGHLIGHTS:** Played on special teams and posted 1 special teams tackle, **collecting his 148th-career special teams stop to pass LB Greg Manusky (147) for the most special teams tackles in Kansas City Chiefs history in game 15 vs. SD (12/24)**...Tallied 3 special teams stops in **game 14 at NYG (12/17)**...Tallied 1 special teams tackle and recovered a CB Chris Carr fumble on a punt return in **game 2 at Oak. (9/18)**.

2004: (with Kansas City) Played in 16 games on defense and special teams...Had 15 tackles (6 solo), including 1 TFL, 6 QB pressures, 2.5 sacks (-22.5 yards) and a FR from scrimmage...Also led the Chiefs with 25 special teams tackles to go with a FR...**2004 SEASON HIGHLIGHTS:** Recovered a fumble on defense and a fumble on the final kickoff return of the game to go with 2 tackles from scrimmage and 1 special teams tackle in **game 13 at Ten. (12/13)**...Compiled 3 tackles, including 1 TFL, 1 sack and 2 special teams tackles in **game 12 at Oak. (12/5)**...Registered a season-high 4 tackles, 2 QB pressures and 1 sack from scrimmage as well as 1 special teams tackle in **game 4 at Bal. (10/4)**...Recorded 2 special teams stops including the **100th special teams tackle** of his career in **game 3 vs. Hou. (9/26)**.

2003: (with Kansas City) **Named to his 1st-career Pro Bowl** (as a special teamer) as well as being named to the All-Joe Team for his special teams exploits by *USA Today*. Played in 16 games on spe-

GARY STILLS 58

cial teams and 14 games as a reserve on defense...Produced 33 tackles (17 solo), including 3 TFL, 3.0 sacks (-35.0 yards), 3 PD and 1 FR...Also led the team with 29 special teams tackles in addition to 2 FFs and 1 FR on special teams...**2003 SEASON HIGHLIGHTS:** Posted 2 tackles and 2 special teams stops in the **AFC Divisional Playoff Game vs. Ind. (1/11/04)**...Registered 3 special teams stops and had a FF and a FR on a punt return in **game 5 vs. Den. (10/5)**...Recorded 4 tackles, 1 sack and 1 PD from scrimmage, and posted 3 special teams tackles in **game 4 at Bal. (9/28)**.

2002: (with **Kansas City**) Saw action in 16 games at DE with 1 start, in addition to special teams duty...Produced 31 defensive stops (17 solo), including 5 TFL, 2 sacks (-5 yards), 1 FR and 3 QB pressures...Also set a franchise record with a **career-high 34 special teams tackles** and 1 FF on special teams...**2002 SEASON HIGHLIGHTS:** Recorded 2 tackles, and had a FR with :43 seconds remaining to clinch a 24-22 win in **game 15 vs. SD (12/22)**...Totaled 3 tackles, including 1 sack and 1 special teams stop in **game 13 vs. STL (12/8)**...Also piled up a **career-high 5 special teams tackles**, the highest seasonal special teams tackle total in Chiefs history in the game against the Chargers...Recorded 4 special teams stops and had a FF on a punt return in **game 6 at SD (10/13)**...Registered 4 tackles and his **1st-career sack** in **game 5 at NYJ (10/6)**...Made his **1st-career NFL start** at LDE in **game 3 at NE (9/22)**.

2001: (with **Kansas City**) Saw action on special teams in 10 games and on defense in 2 contests and had 1 tackle from scrimmage, plus a team-high 18 special teams tackles and 1 FR on special teams...**2001 SEASON HIGHLIGHTS:** Made 3 special teams stops in the **season finale at Sea. (1/6/02)**...Had 3 special teams tackles and a FR on a KO in **game 15 at Jax. (12/30)**...Recorded 3 special teams tackles, as well as his 1st tackle from scrimmage in **game 13 vs. Den. (12/16)**...**NFL Europe (2001):** Started 7 of 10 games for the Frankfurt Galaxy...Tied for the lead in the NFL and led the Galaxy with 9.5 sacks, earning **All-NFLEL honors**...Also led the Galaxy with 54 tackles (41 solo)...Added 3 PD, 1 FF and 2 tackles on special teams...Was named **NFL Europe Defensive Player of the Week** vs. Barcelona (6/23) after collecting 7 tackles, 3.5 sacks and 1 FF.

2000: (with **Kansas City**) Played in 12 games on special teams and in 3 games on defense (2 at DE and 1 at LB)...Finished 2nd on the team with 17 special teams tackles and 1 FR...**2000 SEASON HIGHLIGHTS:** Recorded a season-high 4 special teams tackles in **game 5 vs. Sea. (10/2)**...Saw reserve duty at DE in pass rush situations and posted a FR forced by S Greg Wesley in **Kansas City's 23-22 comeback win in game 4 at Den. (9/24)**...Had 2 special teams tackles in **game 3 vs. SD (9/17)**.

1999: (with **Kansas City**) Saw action on special teams in 2 games, but did not record any stats...Was inactive for 14 games...**1999 SEASON HIGHLIGHTS:** Played on special teams in **game 11 at Oak. (11/28)** and in **game 7 vs. SD (10/31)**.

COLLEGE, PERSONAL: A 2-year starter West Virginia, who saw duty in 30 career games (17 starts) in 3 collegiate seasons...Finished his career with 159 tackles (109 solo), 26 sacks (-148 yards), 1 FR and 4 FFs...His 26 career sacks ranked 2nd in school history...Also had 18 TFL, 24 QB pressures and 8 PD...Started 8 games and was a 1st-team All-Big East pick as a junior...Ranked 4th in the conference with 10 sacks (-58 yards) and was credited with 2 FFs and 4 PD...Played in 11 games (9 starts) and received 1st-team All-Big East accolades as a sophomore...Ranked 2nd in the Big East with a career-best 12 sacks (-71 yards), adding 67 tackles (46 solo), 1 FR, 1 FF, 3 PD and 12 QB pressures...Saw action in 11 games as a redshirt freshman, making 34 tackles (25 solo), 4 sacks (-19 yards),

2004

Game-by-Game Tackles

Ravens

Date/Opp.	TT	Solo	As	INT	FF	FR	Sacks	PD
9/12 @ Den.	0	0	0	0-0	0	0	0-0	0
9/19 vs. Car.	0	0	0	0-0	0	0	0-0	0
9/26 vs. Hou.	0	0	0	0-0	0	0	0-0	0
10/4 @ Bal.	4	2	2	0-0	0	0	1-9	0
10/17 @ Jax.	1	1	0	0-0	0	0	0-0	0
10/24 vs. Atl.	0	0	0	0-0	0	0	0-0	0
10/31 vs. Ind.	0	0	0	0-0	0	0	0-0	0
11/7 @ TB	0	0	0	0-0	0	0	0-0	0
11/14 @ NO	0	0	0	0-0	0	0	0-0	0
11/22 vs. NE	0	0	0	0-0	0	0	0-0	0
11/28 vs. SD	0	0	0	0-0	0	0	0-0	0
12/5 @ Oak.	3	2	1	0-0	0	0	1-9	0
12/13 @ Ten.	2	0	2	0-0	0	1	0-0	0
12/19 vs. Den.	1	0	1	0-0	0	0	.5-4.5	0
12/25 vs. Oak.	1	1	0	0-0	0	0	0-0	0
1/2/05 @ SD	3	0	3	0-0	0	0	0-0	0
Totals	15	6	9	0-0	0	1	2.5-22.5	0

2003

Game-by-Game Tackles

Ravens

Date/Opp.	TT	Solo	As	INT	FF	FR	Sacks	PD
9/7 vs. SD	3	1	2	0-0	0	0	0-0	0
9/14 vs. Pit.	4	1	3	0-0	0	0	1-6	0
9/21 @ Hou.	3	1	2	0-0	0	0	0-0	0
9/28 @ Bal.	4	1	3	0-0	0	0	1-11	1
10/5 vs. Den.	2	1	1	0-0	0	0	0-0	0
10/12 @ GB	3	2	1	0-0	0	1	0-0	1
10/20 @ Oak.	5	4	1	0-0	0	0	0-0	1
10/26 vs. Buf.	5	5	0	0-0	0	0	0-0	0
11/9 vs. Cle.	0	0	0	0-0	0	0	0-0	0
11/16 @ Cin.	1	0	1	0-0	0	0	0-0	0
11/23 vs. Oak.	0	0	0	0-0	0	0	0-0	0
11/30 @ SD	1	0	1	0-0	0	0	0-0	0
12/7 @ Den.	0	0	0	0-0	0	0	0-0	0
12/14 vs. Det.	0	0	0	0-0	0	0	0-0	0
12/20 @ Min.	0	0	0	0-0	0	0	0-0	0
12/28 vs. Chi.	2	1	1	0-0	0	0	1-18	0
Totals	33	17	16	0-0	0	1	3-35	3

GARY STILLS 58

1 FF and 5 QB pressures...Majored in Sports Management at West Virginia...Attended Valley Forge (PA) Military Academy...Registered 162 tackles with 7.5 sacks as a senior...Produced 22 tackles in a single game during his senior campaign in '94...Rated the 5th-best LB in the East by Blue Chip Illustrated...Established the "Gary Stills Youth Foundation" in 2002 to provide programs and services to the inner-city youth and their families in his hometown of Trenton, New Jersey...Full name: Gary Stills.

2002 Game-by-Game Tackles											2001 Game-by-Game Tackles										
Ravens											Ravens										
Date/Opp.	TT	Solo	As	INT	FF	FR	Sacks	PD			Date/Opp.	TT	Solo	As	INT	FF	FR	Sacks	PD		
9/8 @ Cle.	1	0	1	0-0	0	0	0-0	0			9/9 vs. Oak.	0	0	0	0-0	0	0	0-0	0		
9/15 vs. Jax.	3	1	2	0-0	0	0	0-0	0			9/23 vs. NYG	0	0	0	0-0	0	0	0-0	0		
9/22 @ NE	2	2	0	0-0	0	0	0-0	0			9/30 @ Was.	0	0	0	0-0	0	0	0-0	0		
9/29 vs. Mia.	0	0	0	0-0	0	0	0-0	0			10/7 @ Den.	0	0	0	0-0	0	0	0-0	0		
10/6 @ NYJ	4	2	2	0-0	0	0	1-4	0			10/14 vs. Pit.	0	0	0	0-0	0	0	0-0	0		
10/13 @ SD	2	2	0	0-0	0	0	0-0	0			10/21 @ Ari.	0	0	0	0-0	0	0	0-0	0		
10/20 vs. Den.	0	0	0	0-0	0	0	0-0	0			10/25 vs. Ind.	0	0	0	0-0	0	0	0-0	0		
10/27 vs. Oak.	3	2	1	0-0	0	0	0-0	0			11/4 @ SD	0	0	0	0-0	0	0	0-0	0		
11/10 @ SF	4	2	2	0-0	0	0	0-0	0			11/11 @ NYJ	0	0	0	0-0	0	0	0-0	0		
11/17 vs. Buf.	1	1	0	0-0	0	0	0-0	0			11/25 vs. Sea.	0	0	0	0-0	0	0	0-0	0		
11/24 @ Sea.	3	0	3	0-0	0	0	0-0	0			11/29 vs. Phi.	0	0	0	0-0	0	0	0-0	0		
12/1 vs. Ari.	0	0	0	0-0	0	0	0-0	0			12/9 @ Oak.	0	0	0	0-0	0	0	0-0	0		
12/8 vs. STL	3	2	1	0-0	0	0	1-1	0			12/16 vs. Den.	1	0	0	0-0	0	0	0-0	0		
12/15 @ Den.	1	1	0	0-0	0	0	0-0	0			12/23 vs. SD	0	0	0	0-0	0	0	0-0	0		
12/22 vs. SD	2	1	1	0-0	0	1	0-0	0			12/30 @ Jax.	0	0	0	0-0	0	0	0-0	0		
12/28 @ Oak.	2	1	1	0-0	0	0	0-0	0			1/6/02 @ Sea.	0	0	0	0-0	0	0	0-0	0		
Totals	31	17	14	0-0	0	1	2-5	0			Totals	1	0	0	0-0	0	0	0-0	0		

REGULAR SEASON

Year	TT	Solo	AS	Sacks	FF	FR	TDs	INTs	TDs	PD
1999	0	0	0	0-0	0	0	0	0-0	0	0
2000	0	0	0	0-0	0	1	0	0-0	0	0
2001	1	0	0	0-0	0	0	0	0-0	0	0
2002	31	17	14	2-5	0	1	0	0-0	0	0
2003	33	17	16	3-35	0	1	0	0-0	0	3
2004	15	6	9	2.5-22.5	0	1	0	0-0	0	0
2005	0	0	0	0-0	0	0	0	0-0	0	0
Totals	80	41	39	7.5-62.5	0	4	0	0-0	0	3

Special Teams Tackles (148): 2000 (17); 2001 (18); 2002 (34); 2003 (29); 2004 (25); 2005 (25)

CAREER SINGLE-GAME HIGHS (regular season)

Total Tackles:

5 2 times (last: 10/26/03 vs. Buf.)

Sacks:

1 6 times (last: 10/4/04 at Bal.)

Forced Fumbles:

None

Passes Defensed:

1 4 times (last: 10/20/03 at Oak.)

Solo Tackles:

5 (10/26/03 vs. Buf.)

INTs:

None

Fumble Recoveries:

1 4 times (last: 12/13/04 at Ten.)

GARY STILLS

POSTSEASON

Year	TT	Solo	AS	Sacks	FR	FF	TDs	INTs	TDs	PD
2003	2	1	1	0-0	0	0	0-0	0-0	0	0
Totals	1	0	1	0-0	0	0	0-0	0-0	0	0

Special Teams Tackles (2): 2003 (2)



3 MATT STOVER KICKER

YEARS IN NFL: 17
HT: 5-11 **WT:** 178
COLLEGE: Louisiana Tech
HS: Lake Highlands (Dallas, TX)
BORN: 1/27/68, Dallas, TX
JOINED FRANCHISE: Plan B Free Agent, 1991
PRO BOWLS (1): 2000

GAMES PLAYED/STARTED: (1990, IR); (1991, 16/0); (1992, 16/0); (1993, 16/0); (1994, 16/0); (1995, 16/0); (1996, 16/0); (1997, 16/0); (1998, 16/0); (1999, 16/0); (2000, 16/0); (2001, 16/0); (2002, 15/0); (2003, 16/0); (2004, 16/0); (2005, 16/0) **Total 239/0**

Playoffs (1995, 2/0); (2000, 4/0); (2001, 2/0); (2003, 1/0) **Total 9/0**

TRANSACTIONS: Matt Stover re-signed (unrestricted) with the Ravens on 3/9/04...Re-signed with Baltimore (unrestricted) on 3/7/00...Signed a re-negotiated contract with the Ravens on 3/16/98...Signed a re-negotiated contract with the Ravens on 8/29/97...Franchise relocated to Baltimore in 1996...Signed a re-negotiated contract with the Cleveland Browns on 9/1/95...Re-signed with the Browns on 7/24/93...Signed with Cleveland as a Plan B free agent on 3/15/91...Originally drafted by the New York Giants in the 12th round (329th selection overall) of the 1990 NFL draft...Placed on injured reserve by the Giants (9/4/90 to 2/1/91).

PRO: Stover, a *Pro Bowl performer (2000)*, owns the *NFL record for consecutive games with a FG - 38 (1999-2001)*...Enters 2006 as the 3rd-most accurate kicker in NFL history (83.2%)...Stover also begins the 2006 season in a tie (Eddie Murray) for 8th on the NFL's all-time scoring list with 1,594 points...Has made the most FGs (178) in the NFL since 2000...In 2005, Stover led the team with 113 points, as he connected on all 23 of his PATs and 30 of his 34 FGAs...It marked the 9th time in his career (and 3rd consecutive) that he had at least 100 points in a season...Hit 2 game-winning FGs in '05, the 10th and 11th of his career...Stover has more made FGs (380) going into 2006 than any of the top 5 active kickers have attempted...Ravens' all-time leading scorer was 6th in the AFC with 117 points in 2004...He connected on 29-of-32 FGAs (90.6%), which marks the 2nd-highest percentage total of his career...Also was perfect (30-of-30) on PATs...Was 3rd in the AFC and 4th in the NFL with 134 points (2nd most in franchise history to his 135 in 2000) in 2003...He connected on 33-of-38 FGAs (86.8%), including 2 dramatic OT FGs for Ravens victories...Was perfect (35-of-35) on PATs...Stover, who has been in the NFL longer than any other active Raven, moved into the top 20 all-time NFL scorer during the 2002 season...*After being on IR as a rookie with the Giants in 1990, Stover has not missed a game due to injury in his 17-year career.*...Stover connected on 21-of-25 FGs (84%) and all 33 PATs when he led the team in scoring (96 points) in 2002...Stover tied for 5th in the NFL with 115 points during the 2001 season...He tied for 2nd in the league (Jason Elam: Denver-31) with 30 FGs made...Was perfect on 25 PATs and hit on better than 85% of his FGs...*Enjoyed his best season in 2000, scoring a career and NFL-high 135 points*, which earned him *1st trip to the Pro Bowl I*...Capped his outstanding season with a 34-7 win over the team that drafted him, the New York Giants, in Super Bowl XXXV...Was 35-of-39 on FGAs and kicked 30 PATs to surpass the career 1,000-point mark...In 1999, he booted 28-of-33 FGs and 32 PATs for a then-career-high 116 points, to give him 251 points over those 2 years (tops in the NFL)...Stover is 261-of-278 (93.8%) on attempts inside the 40 in his career...Has scored at least 100 points in 9 of the last 12 seasons...Set the Browns' all-time record in 1995 with 29 FGs, snapping his previous team mark of 26, set in 1994...Led the NFL in 1994 with a 92.8% success rate (26-of-28)...His 23 straight successful FGs made streak in 1994-95 fell 8 short of the then-NFL mark (Fuad Reveiz - 31)...Signed as an unprotected (Plan B) free agent by the Browns on 3/15/91 from the New York Giants...Originally selected by the Giants in the 12th round of the 1990 draft...Placed on the Giants' IR with a quadriceps pull on 9/4/90...A team player rep 1992-99 and was elected to the NFLPA Executive Committee from 1996-99...*Has been named Special*



OFF THE FIELD

In Feb. 2006, Matt took part in the Wharton Graduate Business School's Business education program for NFL players. The session is part of an ongoing NFL-NFLPA initiative to assist players in preparing for their post-playing careers.

MATT STOVER 3

REGULAR SEASON

FIELD GOALS

Year	1-19	20-29	30-39	40-49	50+	Total	Pct.
<i>Cleveland</i>							
1991	1-2	2-3	8-9	3-6	2-2	16-22	72.7
1992	1-1	11-11	6-8	2-6	1-3	21-29	72.4
1993	0-0	4-4	5-6	6-8	1-4	16-22	72.7
1994	1-1	7-7	10-11	8-8	0-1	26-28	92.9
1995	1-1	12-12	9-10	7-9	0-1	29-33	87.9
Totals	4-5	36-37	38-44	26-37	4-11	108-134	80.6
<i>Baltimore</i>							
1996	0-0	8-8	5-6	5-10	1-1	19-25	76.0
1997	0-0	8-9	12-12	6-11	0-2	26-34	76.5
1998	0-0	6-6	5-5	10-17	0-0	21-28	75.0
1999	4-4	9-9	6-8	7-7	2-5	28-33	84.8
2000	2-2	9-9	12-13	10-12	2-3	35-39	89.7
2001	0-0	16-16	9-10	5-9	0-0	30-35	85.7
2002	0-0	9-9	4-5	7-10	1-1	21-25	84.0
2003	0-0	16-16	6-6	11-14	0-2	33-38	86.8
2004	2-2	9-9	7-8	9-10	2-3	29-32	90.6
2005	1-1	8-8	10-11	11-14	0-0	30-34	88.2
Totals	9-9	98-99	76-84	81-114	8-17	272-323	84.2
Career	13-14	134-136	114-128	107-151	12-28	380-457	83.2
Pcts.	92.9	98.5	89.1	70.9	42.9	83.2	

POSTSEASON

FIELD GOALS

Year	1-19	20-29	30-39	40-49	50+	Total	Pct.
<i>Cleveland</i>							
1995	0-0	2-2	1-1	0-1	0-1	3-5	60.0
Totals	0-0	2-2	1-1	0-1	0-1	3-5	60.0
<i>Baltimore</i>							
2000	0-0	2-2	3-4	1-2	0-0	6-8	75.0
2001	0-0	1-1	1-1	1-2	0-0	3-4	75.0
2003	0-0	0-0	0-0	1-1	0-0	1-1	100.0
Totals	0-0	3-3	4-5	3-5	0-0	10-13	76.9
Career	0-0	5-5	5-6	3-6	0-1	13-18	72.2
Pcts.	--	100.0	83.3	50.0	0.0	72.2	

(Playoff games in gold underline)

2005 GAME-BY-GAME (with Baltimore): (38WL, 47WL, 45WR); (30); (42, 25); (46); (39, 27, 38); (40, 29); (22, 43RU, 40, 49, 47); (34, 32, 31); (41); (47, 25, 44); (); (38); (29); (23, 40); (37, 38, 19); (21, 43, 31)

2004 GAME-BY-GAME (with Baltimore): (42); (35, 27, 34); (21); (50); (33); (24, 50WR, 19); (44); (44, 39, 43, 36); (24, 42); (50); (22); 20, 22, 38, 45); (46, 44, 27); (42, 31B); (44WR); (25, 19, 33)

2003 GAME-BY-GAME (with Baltimore): (); (45N, 20, 40, 21); (49); (29); (31, 22, 29, 37); (25); (45N, 25, 39, 22, 29); (23, 32, 23); (41, 25, 41); (39, 45); (21, 40, 42); (28, 47, 41); (22); (32, 28, 50N); (46N); (46, 52N, 47); (43)

2002 GAME-BY-GAME (with Baltimore): (47N); (); (23, 41); (43, 28, 27, 28); (41, 51); (46N, 30); (28); (32); (33); (); (26, 43); (49N, 38N); (26); (22, 22, 47); (31, 43); (43)

MATT STOVER

MATT STOVER 3

2001 GAME-BY-GAME (with Baltimore): (46WR, 37); (38); (29, 26); (26, 25); (28); (21, 38); (49, 28); (25, 39); (31, 33, 30); (42); (41, 41WR); (26, 30, 29, 27, 46WL); (48WL); (43, 29, 33WR, 43); (24); (21, 20, 38, 20); ([40LU](#), [35](#), [40](#)); ([26](#))

2000 GAME-BY-GAME (with Baltimore): (23, 26, 33); (44); (30B, 27, 33); (30, 37, 19); (45, 30, 44, 51WR, 22); (47, 32, 43, 21, 24); (51); (21, 38); (51, 49); (38, 32); (45); (25, 47SH, 19); (39, 26, 38); (32); (42, 42); (42, 45WL); ([0](#)); ([38](#)); ([36N](#), [31](#), [28](#), [21](#)); ([47](#), [41N](#), [34](#))

1999 GAME-BY-GAME (with Baltimore): (54WR, 25, 54WR); (45, 28); (44); (38WR, 38, 26); (44, 46, 50); (37WR); (37, 51BL); (28, 44); (23); (25, 50); (46, 31, 33); (21, 27); (19); (36); (24, 48, 19, 30, 19); (19)

1998 GAME-BY-GAME (with Baltimore): (41, 42WR, 42WL, 45WL, 25); (29, 44WR); (25); (46); (21, 45); (41, 40); (38, 45WL); ([0](#)); (41WL, 30, 30); (42, 42); (34, 23); (43, 48, 47); ([0](#)); ([0](#)); (45BL, 27); (30)

1997 GAME-BY-GAME (with Baltimore): (33, 25); (37, 32, 41); (37); (38, 46WL, 42, 49, 34, 36); (47, 35, 28); (34); (38, 23); (48SH, 34, 28); (41, 22, 24); ([0](#)); (23, 53WR); (46, 34); ([0](#)); (24, 45WR, 42WR); (50 BL, 27BL); (44WR)

1996 GAME-BY-GAME (with Baltimore): (25, 37); (29); ([0](#)); (38, 48SH, 49WL); ([0](#)); ([0](#)); (45, 33); (43WL, 50, 32WL); ([0](#)); (21, 21); (43, 25); (21, 29, 41, 33, 49WR); (40); (45SH); (37, 46, 25); ([0](#))

1995 GAME-BY-GAME (with Cleveland): ([0](#)); (43, 23, 20); ([0](#)); (37WL); (43WR, 32, 47, 23, 38); (22, 38); (36, 29, 21); (44, 25, 36, 38, 28); (50SH, 20); (29); (46, 28); (44); (34, 40); (26); (37, 42, 19, 35); (40WL)

1994 GAME-BY-GAME: (19, 22); (23, 32WR); (32); ([0](#)); (23, 45); (50WR, 35); (45, 27, 35); (43, 45); (33, 41); (35, 41, 22, 36); ([0](#)); (37, 23); (41, 23); (34, 32, 43, 32); ([0](#)); ([0](#)) ([30](#), [50BL](#), [49WR](#), [21](#)); ([22](#))

1993 GAME-BY-GAME (with Cleveland): (28, 34); (47, 41, 33); (32); (32, 52WR); (39WR); ([0](#)); ([0](#)); (49SH); (25); (21, 44); (53WL); (43); (53, 46WR, 56WR); (23); ([0](#)); (36, 47, 44)

1992 GAME-BY-GAME (with Cleveland): (38WR, 20); (28); (45WL); ([0](#)); (51); (26); (29, 28, 21, 54SH, 44WL, 31WL, 32); (39); (44, 52WL); (36, 28); (19, 30); (27, 43, 42WL); (34, 30, 27); ([0](#)); (42WR); (22, 22)

1991 GAME-BY-GAME (with Cleveland): (45WL); (30, 32); (30, 42, 38, 45); (30); ([0](#)); (26); (30); (34); (47WL, 34BL); (50); (55); (34, 21); (41, 25WR); ([0](#)); (19SH); (19, 44WL)

CAREER SINGLE-GAME HIGHS (regular season)**SCORING:**

Most Points Scored: 18 at Ten. (9/21/97)

FIELD GOALS:

Number Attempted: 7 at NE (10/25/92)

Number Made: 5 (4 times) at Jax. (10/8/00); vs. Cin. (12/26/99); at Ten. (9/21/97), at Cin. (10/29/95)

Longest Attempted: 55 yards, at Hou. (11/17/91)

Longest Made: 55 yards, at Hou. (11/17/91)

Longest FGM Streak: 23 (10/13/94 - 9/17/95)

22 (11/7/99 - 9/17/00)
(10/26/03 - 12/28/03)

PATs:

Number Attempted: 6 at LA Rams (12/26/93)

Number Made: 6 at LA Rams (12/26/93)

Consecutive PATs Made: 285 (10/27/96 - current)

MATT STOVER**CAREER SINGLE-GAME HIGHS (postseason)****SCORING:**

Most Points Scored: 10 at NYG (1/28/01) - Super Bowl XXXV

10 at Oak. (1/14/01) - AFC Championship

MATT STOVER 3

FIELD GOALS:

Number Attempted:	4 at Oak. (1/14/01) - AFC Championship
Number Made:	3 at Oak. (1/14/01) - AFC Championship
Longest Attempted:	47 at NYG (1/28/01) - Super Bowl XXXV
Longest Made:	47 at NYG (1/28/01) - Super Bowl XXXV
Longest FGM Streak:	4 at Oak. (1/14/01) through at NYG (1/28/01)

PATs:

Number Attempted:	4 at NYG (1/28/01) - Super Bowl XXXV
Number Made:	4 at NYG (1/28/01) - Super Bowl XXXV
Consecutive PATs Made:	13 (2 games in 1995 and 4 games in 2000)

Teams Player of the Week 6 times (5 with Baltimore).

2005: (with Baltimore) Saw action in all 16 games, connecting on 30-of-34 FGAs (88.2%), all 23 PATs and moved into a tie for 8th on the NFL's all-time scoring list (Eddie Murray) with 1,594 points after scoring 113 points (3rd consecutive year with at least 100 points)...**2005 SEASON HIGHLIGHTS:** Connected on all 3 FGAs (21, 43 and 31), his lone PAT and kicked off 5 times in the **season finale at Cle. (1/1/06)**...Connected on all 3 FGAs (37, 38 and 19), hit all 3 PATs and kicked off, helping to hold Pro Bowl KR Koren Robinson to 19.5 yards per return in **game 15 vs. Min. (12/25)**...Nailed a 38-yard FG with 6 seconds left in the game (*his 11th-career game-winning FG*) and connected on his only PAT, in the 16-15 victory in **game 12 vs. Hou. (12/4)**...Stover also kicked off 4 times, placing 1 in the end zone, against the Texans...Connected on his lone PAT and 3 FGAs, including a 44-yard game winner in OT, his **10th-career game-winning FGA**, in the 16-13 OT win in **game 10 vs. Pit. (11/20)**...Connected on all 3 of his FGAs (39, 27 and 38 yards) and his lone PAT when he became the **10th player in NFL history to score 1,500 career points** in the 16-3 victory in **game 5 vs. Cle. (10/16)**.

2004: (with Baltimore) Saw action in all 16 games in 2004 and moved into **10th place on the NFL's all-time scoring list** with 1,481 points...Stover led the team with 117 points, marking the 8th time he has scored in the triple digits...He hit 90.6% of his FGAs (29-of-32), the

2nd time in his career (92.9% in 1994) that he has connected on at least 90% of his attempts...Stover also hit all 30 of his PATs, the 8th year in a row when he has not missed an attempt and the 9th time that he has made at least 30 PATs...Stover also kicked off 23 times, recording 7 TBs...Scored a season-high 14 points as he connected on 4 FGs (20, 22, 38 and 45), both PATs, punted 1 time (fake FG) for 33 yards and handled KO duties vs. Cin. (12/5)...**2004 SEASON HIGHLIGHTS:**


Connected on all 3 PATs and 3 FGAs (25, 19 and 33) in the 30-23 victory in the **season finale vs. Mia. (1/2/05)**...Connected on

all 3 FGAs (46, 44 and 27), all 4 XPAs and kicked off 7 times in the 37-14 victory in **game 13 vs. NYG (12/12)**...

Scored a season-high 14 points, as he connected on 4 FGs (20, 22, 38 and 45), both PATs, punted 1 time (fake FG) for 33 yards and handled KO duties in **game 12 vs. Cin. (12/5)**...Connected on all 3 PATs (4th was aborted) and his lone FGA (50 yards) in the 30-10 win in **game 10 vs. Dal. (11/21)**...Hit both of his XPAs and

both FGAs, including a game-winning 42-yarder in OT in **game 9 at NYJ (11/14)**...Also handled KO duties, kicking off 5 times, with 2 TBs against the Jets...Scored 13 points, connecting on all 4 FGAs and an PAT in the 27-13 victory in **game 8 vs. Cle. (11/7)**...Nailed his only FGA, from 50 yards (his 1st 50-yard plus FG since 10/13/02 at Ind.), and all 3 PATs in **game 4 vs. KC (10/4)**...Nailed 3 FGs (35, 27 and 34) and all 3 PATs in 30-13 win in **game 2 vs. Pit. (9/19)**.

2003: (with Baltimore) Stover moved into 17th place on the NFL's all-time scoring list in



MATT STOVER 3

REGULAR SEASON

Year	Team	Games	PAT Made-Att.	FG Made-Att.	Total Points	KOs	TB	EZ
1990	NY Giants	INJURED RESERVE-QUADRICEPS						
1991	Cleveland	16	33-34	16-22	81	67	15	20
1992	Cleveland	16	29-30	21-29	92	66	14	22
1993	Cleveland	16	36-36	16-22	84	66	21	30
1994	Cleveland	16	32-32	26-28	110	78	5	5
1995	Cleveland	16	26-26	29-33	113	76	7	13
Totals		80	156-158	108-134	480	353	62	90
1996	Baltimore	16	34-35	19-25	91	80	6	17
1997	Baltimore	16	32-32	26-34	110	76	15	28
1998	Baltimore	16	24-24	21-28	87	65	5	11
1999	Baltimore	16	32-32	28-33	116	75	3	9
2000	Baltimore	16	30-30	*35-39	*135	78	5	11
2001	Baltimore	16	25-25	30-35	115	70	18	14
2002	Baltimore	15	33-33	21-25	96	52	1	5
2003	Baltimore	16	*35-35	33-38	134	7	1	1
2004	Baltimore	16	30-30	29-32	117	23	7	4
2005	Baltimore	16	23-23	30-34	113	32	1	2
Totals		159	*298-299	*272-323	*1,114	*558	*62	*102
Career		239	454-457	380-457	1,594	911	124	192

*- Franchise Record

POSTSEASON

Year	Team	Games	PAT Made-Att.	FG Made-Att.	Total Points	KOs	TB	EZ
1995	Cleveland	2	2-2	3-5	11	9	0	1
Totals		2	2-2	3-5	11	9	0	1
2000	Baltimore	4	11-11	6-8	29	21	3	3
2001	Baltimore	2	3-3	3-4	12	8	0	0
2003	Baltimore	1	2-2	1-1	5	0	0	0
Totals		7	16-16	10-13	46	29	3	3
Career		9	18-18	13-18	57	38	3	4

MATT STOVER

2003 with 1,364 points...The Ravens all-time leading scorer was 3rd in the AFC and 4th in the NFL with 134 points (2nd most in franchise history to his 135 in 2000)...He connected on 33-of-38 FGAs (86.8%), including 2 dramatic OT FGs for Ravens victories...Also was perfect (35-of-35) on PATs...**2003 SEASON HIGHLIGHTS:** Tied **season finale vs. Pit. (12/28)** at 10-10 with a 46-yard FG and then won the game in OT with a 47-yarder...Extended his consecutive FG streak to 22 with his 1st 2 FGs (32 and 28), before missing his 3rd (50-yard attempt fell short) in **game 14 at Oak. (12/14)**...Connected on all 4 PATs and all 3 FGAs, including a 40-yard FG with the Ravens down 3 points with 3 seconds remaining to send the game into OT, and then hit a 42-yard FG to **game 11 vs. Sea. (11/23)**...**Played in his 200th-career game** and scored 10 points as he was 3-for-3 on FGAs (41, 25 and 41) and hit his only PAT in **game 9 at STL (11/9)**...Connected on all 3 of his FGAs and his only PAT in **game 8 vs. Jax. (11/2)**...**Booted his 300th-career FG** (only the 15th player in NFL history with 300 FGs) on a 39-yard strike in the second quarter of the 26-6 victory in **game 7 vs. Den. (10/26)**...Connected on 4 of 5 FGAs, 25, 39, 22 and 29 (missed WR from 45) and hit both of his PATs, scoring 14 points against the Broncos...Earned a game ball after he kicked the ball 14 times (7 KOs, 4 FGAs, 2 PATs and 1 punt) in **game 5 at Ari. (10/12)**...Stover connected on all 4 FGAs (31, 22, 29

and 37) and both PATs as well as punted once for 34 yards on a fake FG against the Cardinals.

2002: (with Baltimore) Saw action in 15 games, handling PAT, FG and KO duties...*Led the team with 96 points*...Connected on all 33 PATs and was 21-of-25 on FGs, including 9-of-9 from 20-29 yards...Also had 3 special teams tackles...**2002 SEASON HIGHLIGHTS:** Went 4-of-4 on PATs and connected on only FGA (43 yards) in **game 16 at Pit. (12/29)**...Connected on all 3 FGAs (22, 22 and 47) and both PATs in 23-19 win in **game 14 at Hou. (12/15)**...Handled KO duties and hit only extra point in **game 10 at Mia. (11/17)**...Connected on his only FGA (33 yards) and all 5 PATs in 38-27 win in **game 9 vs. Cin. (11/10)**...Was a perfect 4-of-4 on FGAs (43, 28, 27 and 28) in 26-21 win in **game 4 at Cle. (10/6)**...Also connected on both extra points against the Browns...Connected on lone PAT and missed a 47-yard FG in **season opener at Car. (9/8)**..*Also had 1st career punt for 33 yards against the Panthers.*

2001: (with Baltimore) Finished 4th in the AFC (tied for 5th in the NFL) with 115 points...*Tied for 2nd in the AFC (tied for 2nd in NFL) with 30 FGs*...Was 30-35 on FGAs and 25-of-25 on PATs..**2001 SEASON HIGHLIGHTS:** Went 4-for-4 on FGs (made from 20, 20, 21 and 38) and made 1 PAT in 19-3 win in **game 16 vs. Min. (1/7/02)**..His 4 FGs tied a season-high...Went 4-for-5 (made from 26, 27, 29 and 30, missed from 46) and made 3 PATs in 39-27 win in **game 12 vs. Ind. (12/2)**...The 15 points were a season high...Went 2-for-2 (made from 25 and 39) and made only PAT in 13-10 win in **game 8 at Pit. (11/4)**...Kicked 39-yard game-winner with 1:49 left, his 2nd fourth-quarter FG...*Named AFC Special Teams Player of the Week*...*Set NFL record by kicking a FG in his 32nd straight game, breaking the tie with Fred Cox in game 6 at Cle. (10/21)*..Went 2-for-2 (made from 21 and 38) in 24-14 loss...Made 1 special teams tackle...Went 1-for-1 on FGs (made from 28) and made both PATs in 31-23 loss in **game 5 at GB (10/14)**...*Tied NFL record with Fred Cox*

for consecutive games with a field goal (31) with a 28-yarder in the third quarter...Went 2-for-2 on FGs (made from 25 and 26) and made both PATs in the 26-7 win in **game 4 vs. Ten. (10/7)**.

2000: (with Baltimore) *Scored a career and NFL-high 135 points* and earned his 1st trip to the *Pro Bowl*...Was 35-of-39 on FGAs and kicked 30 PATs to surpass the career 1,000-point mark...Earned *AP All-Pro* honors...Was 6-of-8 on FGAs and 11-for-11 on PATs for 29 points in 4 postseason games...**2000 SEASON HIGHLIGHTS:** Kicked a 32-yard FG in the Ravens' playoff-clinching 24-3 win in **game 14 vs. SD (12/10)**...Booted 3 FGs in the Ravens' 44-7 win in **game 13 vs. Cle. (11/26)**, plus kicked 5 PATs for 14 points to give him 1,000 career points...Kicked a 45-yard FG in the Ravens' 24-23 win in **game 11 at Ten. (11/14)** to extend his streak to 14 straight...Also made a tackle on KO coverage for the 2nd week in a row...Was named *AFC Special Teams Player of the Month for October*...Accounted for 49 consecutive points in October's TD drought...Named *AFC Special Teams Player of the Week* for his 5-FG effort in the Ravens' 15-10 win in **game 6 at Jax. (10/8)**...Accounted for all of the Ravens' scoring in the game and tied a career high, established 3 other times (last on 12/26/99 vs. Cin.).

1999: (with Baltimore) Finished 28-of-33 (84.8%) on the season, with 32 PATs, for a then-career high 116 points...Connected on his final 18 FGAs after starting the season by hitting 10-of-15...Three

MOST CAREER POINTS NFL HISTORY

Name	Pts
1. Anderson, Gary	2,434
2. Andersen, Morten	2,358
3. Blanda, George	2,002
4. Johnson, Norm	1,736
5. Lowery, Nick	1,711
6. Stenerud, Jan	1,699
7. Carney, John	1,634
8. Stover, Matt	1,594
Murray, Eddie	1,594
10. Del Greco, Al	1,584
11. Elam, Jason	1,557
12. Christie, Steve	1,476
13. Leahy, Pat	1,470
14. Turner, Jim	1,439
15. Bahr, Matt	1,422
16. Hanson, Jason	1,420
17. Moseley, Mark	1,382
18. Bakken, Jim	1,380
19. Cox, Fred	1,365
20. Groza, Lou	1,349

MATT STOVER 3

MATT STOVER'S CAREER KICKING VS. EACH OPPONENT

Opponent	G	FG	FGA	Pct.	LG	PAT	PAT Att.	Pts
Arizona	4	9	9	100.0	46	7	7	34
Atlanta	3	3	5	60.0	38	5	5	14
Buffalo	3	7	10	70.0	47	4	4	25
Carolina	2	3	4	75.0	46	2	2	11
Chicago	4	6	9	66.6	43	5	5	23
Cincinnati	30	57	64	89.1	50	76	76	247
Cleveland	14	33	36	91.7	45	28	28	127
Dallas	4	7	9	77.8	50	9	9	30
Denver	9	13	15	86.6	45	14	14	53
Detroit	4	4	4	100.0	46	8	8	20
Green Bay	5	7	8	87.5	46	13	13	34
Houston	2	4	4	100.0	47	3	3	15
Indianapolis	10	13	21	61.9	51	21	21	60
Jacksonville	17	30	34	88.2	49	27	27	117
Kansas City	6	4	6	66.6	50	12	12	24
Miami	7	10	12	83.3	45	9	10	39
Minnesota	5	10	10	100.0	38	7	7	37
New England	8	11	14	78.6	41	10	10	43
New Orleans	4	4	6	66.6	43	10	10	22
NY Giants	4	7	7	100.0	46	9	9	30
NY Jets	7	11	13	84.6	45	15	15	48
Oakland	5	7	10	70.0	37	8	8	29
Philadelphia	4	7	8	87.5	50	7	8	28
Pittsburgh	30	42	51	82.4	51	46	46	172
St. Louis	4	5	9	55.6	50	10	11	25
San Diego	7	12	12	100.0	49	12	12	48
San Francisco	3	8	8	100.0	47	9	9	33
Seattle	4	5	7	71.4	42	14	14	29
Tampa Bay	2	4	4	100.0	43	2	2	14
Tennessee	24	32	42	76.2	55	46	46	142
Washington	4	5	6	83.3	51	6	6	21
Totals	239	380	457	83.2	55	454	457	1,594

of his 75 KO's went for TBs...**1999 SEASON HIGHLIGHTS:** *Tied a then-career high with 5 FGs* in Baltimore's 22-0 win in **game 15 vs. Cin. (12/26)** and was named the *AFC Special Teams Player of the Week*...Was his 3rd 5-FG day, and 2nd against the Bengals...He also tied his own team record by kicking 3 of the 5 FGs in the second quarter...Kicked 1 PAT to account for 16 of the 22 points...His 4th FG (a 30-yarder) was the 200th of his career...Kicked the game-winning 50-yard FG as time expired in the Ravens' 34-31 win in **game 10 at Cin. (11/21)** to win *AFC Special Teams Player of the Week*...Was his 4th career game-winner and 3rd against the Bengals.

1998: (with Baltimore) Was 21-of-28 (.750) on FGAs and 24-of-24 on PATs for 87 points...Was successful on 18 of his last 21 FGAs...Eleven of 65 kickoffs went into the end zone, with 5 TBs...Had best game of the season in 38-31 win vs. Ind. (11/29), booting FGs from 43, 48 and 47 yards...His 12 points were a season high and the 48 and 47-yard FGs were his 2 longest of the season...**1998 SEASON HIGHLIGHTS:** Snapped a season-long streak of 9 straight successful FGAs when his 45-yarder was blocked in **game 15 at Chi. (12/20)** by James Williams...Booted 2 FGs in 20-13 win in **game 11 at**

MATT STOVER 3

Cin. (11/22)...Was perfect on 2 42-yard FGAs in 14-13 loss in **game 10 at SD (11/15)**...Accounted for all of Baltimore's points in 16-6 loss in **game 6 at Pit. (10/18)**...Connected from 41 and 40 yards in the 1st half.

1997: (with Baltimore) Finished 26-for-34 on the season (76.5%)...After making 26 of his 1st 29 attempts, Matt missed his last 5 tries (although 2 were blocked)...Finished 9th in the AFC with 110 points...Was a perfect 32-for-32 on PATs...While Stover had a 76.5% success rate in 1997, Ravens opponents were 23-31 (74.2%), the 6th-lowest opponent FG% in the league...Fifteen of his 76 kick-offs went for TBs...**1997 SEASON HIGHLIGHTS:** Kicked FGs of 38 and 23 yards in **game 7 vs. Mia. (10/19)** to extend his consecutive FG made streak to 10...Upped consecutive FG streak to 8 by nailing a 34-yarder in **game 6 vs. Pit. (10/5)**...*Named the AFC's Special Teams Player of the Month for September*...Connected from 47, 35 and 28 yards in **game 5 at SD (9/28)**...*Tied a career high and set a Ravens' record with 5 FGs in game 4 at Ten. (9/21) in his 100th career NFL game*...Was 5-for-6 on the day, snapping a streak of 10 consecutive FGs, a Ravens' record...The 6 attempts was a Ravens' record...Made good on attempts from 38, 42, 49, 34 and 36.

1996: (with Baltimore) Was 19-of-25 on FGAs and 34-of-35 on PATs for 91 points (3rd-lowest FGAs in AFC because Ravens had NFL's 4th-highest TD% inside-the-20 - 60%)...Seventeen of his 80 KOs went into the end zone, with 6 TBs...**1996 SEASON HIGHLIGHTS:** Was 3-of-3 on FGAs, booting 37, 46 and 25-yarders in **game 15 at Car. (12/15)**...Booted FGs of 25 and 37 yards in **opening day 19-14 win over Oak. (9/1)**.

1995: (with Cleveland) Finished 2nd straight outstanding season by connecting on 29-of-33 on FGAs and 26-of-26 on PATs for a then-career high 113 points...His 29 FGs set a Browns' record (breaking a mark he set in 1994 with 26)...His 87.9% success ratio was 2nd in the league to Dallas' Chris Boniol, who was 27-of-28 (96.4%)...**1995 SEASON HIGHLIGHTS:** *Kicked his 100th career FG, a 28-yarder in game 11 vs. GB (11/19)*, 1 of 2 on the day (kicked a 46-yarder earlier)...That qualified him for the NFL's all-time FG accuracy list...**Tied a team record and set a career-high with 5 FGs** in the 29-26 OT win in **game 8 at Cin. (10/29)**, including the game-winner from 28 yards (at 6:30 in OT), to earn the *AFC Special Teams Player of the Week* award...Booted kicks of 44, 25, 36, 38 and 28 yards.

1994: (with Cleveland) Stover snapped 4 Browns team kicking records: His 92.8% FG pct. (26-of-28) topped Lou Groza's 88.5% (23-of-26) mark set in 1953; he made 20 consecutive FGs, surpassing Don Cockroft's mark of 16; and his 26 3-pointers were the most in team history, breaking Matt Bahr's high of 24, accomplished in 1984 and 1988 (He later kicked 29 in 1995)...Named as *Pro Bowl 1st alternate*...Made his final 20 FGs (He did not attempt a FG in either of the final 2 games)...Finished 26-of-28 on FGAs (92.8%), the best pct. in the NFL, and 32-of-32 on PATs for 110 points (tied for 4th in the AFC)...**1994 SEASON HIGHLIGHTS:** Tied his then-career high and set 2 new Browns records with a 4-for-4 performance in 19-14 win in his hometown in **game 14 at Dal. (12/10)**...*Booted FGs of 34, 32, 43 and 32 yards to extend his consecutive successful FGA streak to 20, topping Don Cockroft's old mark of 16*...Also set a new team record with 26 FGs, snapping Matt Bahr's old mark of 24, done in 1984 and 1988...Tied Don Cockroft's team record with his 16th straight FG in **game 13 vs. his old team, NYG (12/4)**.

1993: (with Cleveland) Had 84 kicking points, including 16-of-22 on FGAs and 36-of-36 on PATs...FG effort (16-of-22) matched his 1st season with the Browns (1991)...Was 9-of-10 inside the

HIGHEST CAREER FIELD GOAL PERCENTAGE

(Active Players: Min 100 FG)

NAME	TEAM	FG	FGA	Pct.
Mike Vanderjagt	Indianapolis Colts	217	248	.875
Phil Dawson	Cleveland Browns	135	161	.839
Matt Stover	Baltimore Ravens	380	457	.832
Jeff Wilkins	St. Louis Rams	251	306	.820
Olindo Mare	Miami Dolphins	219	267	.820

MATT STOVER 3

40, and 15-of-18 inside the 50...Scored 25 points after 3 games (6-of-6 FGAs, 7-of-7 PATs), and 59 points last 12 games (10-of-16 FGAs, 29-of-29 PATs)...Twenty-one of his 66 KO's went for TBs and 30 went into the end zone...**1993 SEASON HIGHLIGHTS:** Hit a 53-yard FG in **game 13 at Hou. (12/12)** was 5th longest in team history, and 2nd longest of career...Ended season on high note by connecting on all 3 attempts (36, 47 and 44 yards) in 16-9 loss in **season finale at Pit. (1/2/94)**...Did not attempt a FG, but was 6-of-6 on PATs and booted 3-of-7 KO's into the end zone, 1 for a TB, in 42-14 win in **game 15 at StL (12/26)**...Hit 8th straight FGA, a 32-yarder, to give Browns a 10-9 lead in **game 4 at Ind. (9/26)**; missed WR, his 1st miss of '93, on a 52-yard attempt in the fourth quarter.

1992: (with Cleveland) Was 21-of-29 in FGAs and 29-of-30 in PATs for a club-leading 92 points...Stover was 12-of-12 inside the 30, 18-of-20 inside the 40, but 3-of-9 from 40+ yards...Was 9-of-10 in FGAs, games 10 through 14...Placed 22-of-66 KO's in end zone, with 14 TBs...**1992 SEASON HIGHLIGHTS:** *Tied a Browns' record with 7 attempts in game 7 at NE (10/25)*...Made 4, from 29, 28, 21 and 32 yards, to tie a then-career high...Three misses were from 54, 44 and 31 yards (all WL)...Was 1st 50+ miss of career...Booted 51-yard FG in **game 5 vs. Pit. (10/11)**, his 3rd straight 50+ yard success in as many attempts.

1991: (with Cleveland) *Led the club in scoring with 81 points*...Was 33-of-34 on PATs, 16-of-22 on FGAs...*Had longest FG (career-long 55 yards) of the year in the AFC and 2nd-longest (Andersen, NO - 60 yards) in the NFL*...Had a string of 10 straight successes early in season, and 5 straight in middle of season...Was 2-of-2 in attempts of 50 yards and better...20 of his 67 kickoffs reached the end zone, with 15 TBs...**1991 SEASON HIGHLIGHTS:** Missed his only attempt, a 19-yard, game-tying FG with 4 seconds left in **game 14 vs. Hou. (12/15)**...Connected on a 50-yard FG, then a career best, in **game 10 vs. Phi. (11/10)**, but was 3-of-4 on PATs, hitting the left upright in the first quarter...Had his string of 10 straight FGs snapped in **game 9 at Cin. (11/3)**, as he hit the upright on a 47-yard fourth-quarter attempt and his 34-yard last-second attempt was blocked...Had biggest day of his young NFL career in **game 3 vs. Cin. (9/15)** in a 14-13 win, as he kicked 4 FGs, including the game-winner from 45 yards out with only 4 seconds remaining (the other 3 were from 30, 42, and 38 yards), and was named *The Sporting News Special Teams Player of the Week* for his performance...Missed his 1st NFL attempt, a 45-yarder, WL in **season opener vs. Dal. (9/1)**.

1990: (with New York Giants) Played in 3-of-4 1990 preseason games for the Giants...Was 4-of-6 on FGAs in preseason and 5-of-5 on PATs (including 2 vs. Cle.) for 17 points...Placed on the Giants' IR with a quadriceps pull on 9/4/90, and spent entire championship season in IR.

COLLEGE, PERSONAL: Four-year kicking specialist at Louisiana Tech University who connected on 64-of-88 FGAs for a 72.7% success rate...Only 2 misses on PATs were blocked, as he hit 70-of-72...Totaled 262 career points and set a school mark with 7 FGs over 50 yards...Doubled as a punter as a senior (1989), and averaged 34.1 yards on 36 punts, with a long of 57 vs. Texas A&M...In final collegiate campaign, was 15-of-20 in FGAs, including a 53-yarder, and was 30-of-30 on PATs to earn All-Conference honors...As a junior (1988), was 15-23 on FGAs, including a 52-yarder...Set all-time school mark with a 57-yard FG vs. Texas A&M as a sophomore (1987)...Led the team with 82 points scored...Earned Rookie of the Year honors...Was an All-District WR at Lake Highlands (Dallas, TX) HS, as well as the K...Booted 5 FGs in one game, with a long of 50 yards, both Texas state marks...Has a degree in marketing...Is of Greek descent...Vice president of Delta Kappa Epsilon fraternity...A former PP&K champion...Participated in PP&K in Texas Stadium, where he also sold programs as a youngster...Spent 1992 and 1993 offseason at IMG, and wants to enter sports marketing field after football...Is a willing charitable volunteer...Won Humanitarian of the Year Award by the Cleveland TD Club in 1992...Stover has done several anti-drug and alcohol appearances, kids football programs, Stay in School campaigns, Boy Scouts, Youth Charities, hospital visits and work for the Cystic Fibrosis Foundation at Saks in Cleveland...Was co-chairman of the "65 Roses Sports Club," benefiting Cystic Fibrosis...Was a celebrity waiter for the Lung Association...Modeled for a Ronald McDonald House benefit...Helped raise funds for United Way through "Field Goal Challenge," which tied Stover's kicking success with donations from sponsors...Filmed a safety PSA with the Maryland State Police, plus an anti-smoking PSA and 1 for the Maryland Burn Centers...Team player rep (1992-99) and was elected to the NFLPA Executive Committee from 1996-99...Active in Fellowship of Christian Athletes and serves on the Maryland State Board...Hobbies include computers, attending plays, coaching, and speaking to youth groups...Spends much of his offseason time delivering his message of hope by giving a number of speeches to church youth groups and schools both in his home state of Texas and his

MATT STOVER 3


current home in Baltimore...Has worked with high-risk juvenile academic and halfway houses in TX...He and his wife, Debbie, are involved with Georgetown, TX, pregnancy centers...Teamed with Pizza Hut in 2001 to donate \$500 for every made FG to the Johns Hopkins Children's Center...Stover donated an additional \$100 per FG and raised \$18,000 for his 30 regular season FGs...And since Stover contributed an additional \$200 each for his 4 postseason FGs, Johns Hopkins Children's Center received a grand total of \$20,800...He continued the same promotion during the 2002 season and raised \$10,500 for his 21 FGs, an additional \$2,000 was donated by the Matt Stover Foundation...Hosted the 1st annual "Matt Stover Kicking Camp" June of 2002 at the Gerstel Falcon Sports Camps in Carroll County for 7th graders and up...Was the keynote speaker at the FCA banquet at Martin's West in Baltimore in 2001...Was a guest conductor at the Baltimore Symphony Rocks event in April 2002...Active in NFL's Backyard Football program and numerous other community events...Was a celebrity coach at the Pam Shriver celebrity tennis classic in 2002...Traveled to Washington, D.C. to visit U.S. military personnel injured during Operation Iraqi Freedom in April 2003...Played for Dan Reeves in a youth YMCA program as a youngster...Daughter, Jenna Lee, was born on 4/26/95 and son, Jacob Matthew, was born exactly a year later (4/26/96)...Matt and Debbie had their 3rd child, Joe Mark on 6/4/03...The Stovers adopted a home for abused boys in Baltimore and had players and staff participate with Christmas gifts...Hosted and sponsored annual outreach for HS students that delivers a message about responsible living, and thousands of students have attended these...The Matt Stover Foundation is actively donating money to the Baltimore community...Stover and Texas, his chocolate Labrador, posed for the 2005 Friends of Baltimore Animal Shelter calendar in June 2004...Proceeds benefited area animal shelters...Hosted a youth football camp in Pennsylvania in the summer of 2004...Made several school visits throughout the 2004 season, including a visit to McDonogh School for National Young Readers Day...Participated in the All Community Team preseason event and Auction Party, helping to raise over \$200,000 in the silent and live auctions...In the Modell's "Shop with a Player" event Stover donated \$100 gift certificates to 10 children to allow them to shop for the holidays...In Dec. '04, hosted a private screening of Fat Albert for invited youth from Villa Julie and St. Vincent's Center...Matt presented an electronic scoreboard (with remote), flag football uniforms and equipment to William Paca Elementary School in Feb. '05...His Foundation partnered with Brown Advisory, a Baltimore-based investment firm, that adopted the school and provided resources for the students...He received \$25,000 from the NFL's Player Matching Grant...He gave \$10,000 to Johns Hopkins Children Hospital and \$10,000 to Villa Marie on Feb. 24, 2005...Has co-hosted a weekly TV show featuring Baltimore and Maryland spots in 2004 and '05...In Oct. 05, Matt joined over 350 community leaders at M&T Bank Stadium for an all-access event and spoke to the group about the importance of volunteerism and conducted locker room and field tours...In Nov. 05, he and former teammate, Anthony We aver read to young guests at the annual fundraising event for Kennedy Krieger Institute's Festival of Trees...Hosted an advance screening of Disney's "The Chronicles of Narnia," based on the classic by C.S. Lewis, for 200 children in Dec. '05...Also in Dec., he participated in the ACT Annual Auction party that benefits the Ravens All Community Team Foundation and all of the player foundations...In Feb. '06, Stover took part in the Wharton Graduate Business School's Business education program for NFL players; The program is part of an ongoing NFL-NFLPA initiative to assist players in preparing for their post-playing careers...Nicknamed "Stove Top"...Full name: John Matthew Stover.

GAME WINNERS

When the game is on the line, the Ravens know that Matt Stover brings home the "W". Over his career, he has kicked 11 game-winning FGs, including 2 in 2005. Six of his game winners have come against division opponents.

*Indicate with Cleveland

Date	Opp.	Yards	Final Score
9/15/91*	vs. Cin.	45	14-13
10/29/95*	@ Cin.	28	29-26 OT
9/14/97	@ NYG	37	24-23
11/8/98	vs. Oak.	30	13-10
11/21/99	@ Cin.	50	34-31
11/4/01	@ Pit.	39	13-10
11/23/03	vs. Sea.	42	44-41 OT
12/28/03	vs. Pit.	47	13-10 OT
11/14/04	@ NYJ	42	20-17 OT
11/20/05	vs. Pit.	44	16-13 OT
12/4/05	vs. Hou.	38	16-15



55 TERRELL SUGGS LINEDACKER / DEFENSIVE END

YEARS IN NFL: 4
 HT: 6-3 WT: 260
 COLLEGE: Arizona State
 HS: Hamilton (Chandler, AZ)
 BORN: 10/11/82, Minneapolis, MN
 JOINED RAVENS: Draft 1a (10th), 2003
 PRO BOWLS (1): 2004

GAMES PLAYED/STARTED: (2003, 16/1); (2004, 16/16); (2005, 16/16) **Total 48/33**

Playoffs (2003, 1/1) **Total 1/1**

TRANSACTIONS: Terrell Suggs was selected with the 10th overall pick in the 1st round of the 2003 NFL Draft...Suggs was the 1st DE and the 5th DL taken in the draft...He was also the 2nd player ever selected by the Ravens from Arizona State (Todd Heap - 1st round, 31st overall in 2001).

PRO: A *2004 Pro Bowler*, *2nd-Team All-Pro* (*Football Digest*) and *2003 AP Defensive Rookie of the Year*, Terrell is 1 of the most feared pass-rushers in the NFL...A combination of size speed, strength and balance, Suggs started all 16 games, finishing 5th on the team with a *career-high 86 tackles* (65 solo), 8 sacks (-66.5 yards) 6 FFs, 1 FR, 3 PD (career high) and a *career-high 2 INTs* in 2005...Started all 16 games in his 2nd season (2004) when he led the team and tied for 3rd in the AFC with 10.5 sacks (gave him 22.4 sacks in his 1st 2 seasons)...Suggs posted 72 tackles (48 solo) 1 PD and 1 FF on the way to his 1st Pro Bowl appearance...Earned *AP Defensive Rookie of the Year* honors in 2003 when he finished 4th in the AFC and 8th in the NFL with a *franchise-rookie-record* 12 sacks...Tied an NFL rookie record with Santana Dotson with 1 sack in each of his 1st 4 games...Played in all 16 regular season games, starting 1 as a rookie...Totaled 33 tackles, 6 FFs, 4 FRs, 3 PD and 1 INT in 2003...Started the Ravens' postseason contest vs. Ten. (1/13/04), recording 2 tackles.

2005: Started all 16 games, finishing 5th on the team with a *career-high 86 tackles* (65 solo), 8 sacks (-65.5 yards) 6 FFs, 1 FR, 3 PD (career high) and a *career-high 2 INTs*...**2005 SEASON HIGHLIGHTS:** Netted 8 tackles (4 solo), 1 sack and 2 FFs in the **season finale at Cle. (1/1/06)**...Amassed 7 tackles (5 solo), 1 sack (-8 yards) and several QB pressures in the 30-23 win in **game 15 vs. Min. (12/25)**...Shared the defensive game ball (Adalious Thomas) as he netted 6 tackles (5 solo) and a *career-high 3 sacks* (-24 yards) and 1 FF in the 16-15 win in **game 12 vs. Hou. (12/4)**...Posted a *career-high 11 tackles*, including a *career-high 8 solo*, with 1 TFL in **game 6 at Chi. (10/23)**...Earned a game ball when he netted 7 tackles (5 solo), including 1 TFL and a half sack (-3.5 yards) in **game 3 vs. NYJ (10/2)**.

2004: *1st-career Pro Bowl* berth after recording 10.5 sacks, good for 3rd in the AFC...In his 1st season as an every-down player, Suggs started all 16 games in 2004, 1 of just 5 Raven defensive players to do so...Recorded 72 tackles, easily a career-best, had 1 FF and recovered 2 more...**2004 SEASON HIGHLIGHTS:** Recorded 7 tackles (4 solo), including 1 TFL and 1 sack (-14 yards) in the 30-23 victory in the **season finale vs. Mia. (1/2/05)**...Tied for 2nd on the team with 4 tackles in **game 11 at NE (11/28)**...Posted 7 tackles, including 1 sack (-7 yards) in **game 10 vs. Dal. (11/21)**...His sack was the *20th of his career in his 26th game, tying him for the 4th-fastest in NFL history to the 20-sack mark*...Also had 1 FR, which led to a Ravens' TD 2 plays later...Tied a season high with 7 tackles, including 2 sacks (-12 yards), his 3rd multi-sack game of the season, and 1 FF in **game 6 vs. Buf. (10/24)**...Recorded 7 tackles (6 solo) and 2 sacks (-13 yards) and helped the Ravens' defense to hold the Redskins to 107 total yards (2nd-lowest total in team history), including just 52 yards rushing in **game 5 at Was. (10/10)**.

2003: Earned *AP Defensive Rookie of the Year* honors...Finished 4th in the AFC and 8th in the NFL with a *franchise rookie record 12 sacks*...Also earned *2003 Defensive Rookie of the Month award (September)*...Played in all 16 regular season games, starting 1...Totaled 33 tackles, 6 FFs, 4 FRs, 3 PD and 1 INT in 2003...Also started the Ravens' postseason contest, recording 2 tackles...Became just the 2nd Raven (Peter Boulware - 1997) to earn *AP Defensive Rookie of the Year honors*...**2003 SEASON HIGHLIGHTS:** Started his 1st-career game and responded with 6

tackles (4 solo), 1 PD and 1 FR in the **season finale vs. Pit. (12/28)**...Posted 5 tackles (3 solo), including 2 sacks (-9 yards), which established a new *franchise rookie record* with 12 sacks (Peter Boulware – 11.5 in 1997) in **game 15 at Cle. (12/21)**...Suggs had 2 FFs and 1 FR in the 35-0 victory against the Browns...Saw action from scrimmage and posted the 1st multi-sack game of his career with 2 (-15 yards) in **game 11 vs. Sea (11/23)**...*Tied an NFL record (Santana Dotson – 1992) with a sack in each of the 1st 4 games of his career in game 4 vs. KC (9/28)*...Finished the Chiefs' game with 2 tackles...Was used mainly in passing situations at DE and recorded his 3rd sack in as many games in the 24-10 win in **game 3 at SD (9/21)**...Pulled in his 1st-career INT against the Chargers, leading to a Jamal Lewis TD 2 plays later...Subbed and netted 1 sack for the 2nd-consecutive game as the defense held the Browns to 60-net rushing yards in 33-13 win in **game 2 vs. Cle. (9/14)**...Subbed and *recorded his 1st NFL sack (-7 yards)* in his 1st NFL game in the **season opener at Pit. (9/7)**.

COLLEGE, PERSONAL: Shattered school, conference and NCAA single-season records with 24 sacks in 2002...One of the most dominating pass-rushers in the history of college football, Suggs entered the draft after his junior season...His career totals of 44 sacks and 65.5 TFL set school records...Started 34 of 36 games over his 3-year career at Arizona State, amassing 163 tackles (109 solo), including 44 sacks, 14 FFs, 3 FRs, 2 INTs and 9 PD...Consensus All-American and All-Pac 10 Conference 1st-team selection as a junior...Recipient of the *Bronko Nagurski Award* (nation's top defensive player), *Lombardi Trophy* (nation's top lineman) and *Morris Trophy* (Pac-10's top lineman)...Also named *Pac-10 Defensive Player of the Year*...Winner of the Hendricks Award, given to college football's premier DE and voted team MVP...Started every game at DE as a junior and recorded 73 tackles (44 solo)...*Set school, conference and NCAA single-season records with 24 sacks, topping the previous school and conference marks of 19 by Al Harris in 1978 and 17.5 by Syracuse's Dwight Freeney in 2001*...His 31.5 stops for losses broke the previous conference mark of 28 by Stanford's Ron George in 1990...Led the conference with 6 FFs and also posted 3 PD and had 1 INT...Had at least 1 sack in 11 games...Posted 4 sacks, 5 TFL and 2 FFs among his 7 tackles against North Carolina...Named *Pac-10 Defensive Player of the Week* as he totaled a season-high 12 tackles (5 solo) with 1 FF and 4.5 sacks against Washington...His 4.5 sacks are the most by a Sun Devil since Derrick Rodgers matched that total vs. California in 1996...Made 8 tackles (5 solo) with 2 sacks and had 1 FF against Arizona...Second-team All-American selection by *The NFL Draft Report*, 3rd-team All-America from *Football News* and an All-Pac 10 1st-team choice as a sophomore...Started every game, recording 42 tackles (24 solo)...Led the team with 10 sacks (-57 yards) and 18 TFL...Named *Pac-10 Freshman of the Year*...*Football News* 1st-team Freshman All-American and 3rd-team Freshman All-America selection by *The Sporting News*...Started all but 2 games at LDE and recorded 48 tackles (41 solo), including 10 sacks and 16 TFL...Posted 4 FFs and 3 FRs...Became just the 2nd true freshman in school history to start the 1st game of the season, totaling 5 tackles (4 solo) and 1 sack against San Diego State...*Parade* All-American in 2000 and Gatorade Arizona Player of the Year at Hamilton (Chandler, AZ) HS...Rated the No. 6 player in the Far West and the No. 3 Athlete in the Western region by *PrepStar Magazine*...Named to the All-American team and *Arizona Player of the Year* by *USA Today*...Ranked the 60th-best player in the nation by *The Sporting News*...Made the 2nd-team All-West Team by *The Orange County Register*...Rated the No. 19 player on the Western Region Super 30 by *SportsLine/PrepStar*...Arizona 5A Player of the Year by the *Phoenix Metro*...Arizona Player of the Year by Super All-State '99...Member of the 1st-team offense on the Super All-State '99...First-team All-State and All-Region...Rushed 297 times for 2,274 yards and 26 TDs...Transferred from Chandler (AZ) HS, where he was a blocking back and LB...Holds the school record with 367 rushing yards and 5 TDs in a single game...First in the state in rushing yards (2,274), 3rd in TDs (26) and 4th in scoring (156)...Once scored 4 TDs and had 205 yards in 3 quarters...Lettered 3 times in football, 3 times in basketball and once in track and field...Was honored by his hometown of Chandler, AZ, on 1/25/01 with "Terrell Suggs Day"...Secondary education/history major...Joined teammates for the Goodwill Gridiron Halloween Party in October 2004...Suggs also participated in the Quarterback Club of Baltimore's Distinguished Speaker Series (Nov. 2004)...Suggs also provided uniforms, cleats and gloves to Hamilton (AZ) HS for their football program in 2005...Full name: Terrell Raynonn Suggs.

TERRELL SUGGS 55

2005

Game-by-Game Tackles

Ravens

Date/Opp.	TT	Solo	As	INT	FF	FR	Sacks	PD
9/11 vs. Ind.	4	4	0	0-0	0	0	0-0	0
9/18 @ Ten.	4	3	1	0-0	0	0	0-0	0
10/2 vs. NYJ	7	5	2	0-0	0	0	0.5-3.5	0
10/9 @ Det.	5	4	1	1-38	1	0	0-0	1
10/16 vs. Cle.	5	3	2	0-0	1	0	1-9.0	1
10/23 @ Chi.	11	8	3	0-0	0	0	0-0	0
10/31 @ Phi.	4	4	0	0-0	0	0	0.5-6.0	0
11/3 vs. Cin.	4	3	1	0-0	1	0	0-0	0
11/13 @ Jax.	2	1	1	0-0	0	0	0-0	0
11/20 vs. Pit.	3	2	1	1-0	0	0	0-0	1
11/27 @ Cin.	6	5	1	0-0	0	0	0-0	0
12/4 vs. Hou.	6	5	1	0-0	1	0	3-24	0
12/11 @ Den.	3	2	1	0-0	0	1	0-0	0
12/19 vs. GB	7	7	0	0-0	0	0	1-8.0	0
12/25 vs. Min.	7	5	2	0-0	0	0	0.5-4	0
1/1/06 @ Cle.	8	4	4	0-0	2	0	1.5-11.0	0
Totals	86	65	21	2-38	6	1	8-65.5	3

2003

Game-by-Game Tackles

Ravens


Date/Opp.	TT	Solo	As	INT	FF	FR	Sacks	PD
9/7 @ Pit.	1	1	0	0-0	0	0	0-0	1-7
9/14 vs. Cle.	4	3	1	0-0	0	0	1-12	0
9/21 @ SD	1	1	0	1-11	0	0	1-13	0
9/28 vs. KC	2	1	1	0-0	0	0	0-0	1-7
10/12 @ Ari.	0	0	0	0-0	0	0	0-0	0
10/19 @ Cin.	0	0	0	0-0	0	0	0-0	0
10/26 vs. Den.	3	3	0	0-0	1	0	1-12	0
11/2 vs. Jax.	1	1	0	0-0	1	0	1-10	0
11/9 @ STL	2	2	0	0-0	0	0	0-0	0
11/16 @ Mia.	1	0	1	0-0	0	0	0-0	0
11/23 vs. Sea.	2	2	0	0-0	1	1	2-15	0
11/30 vs. SF	1	1	0	0-0	0	0	0-0	1
12/7 vs. Cin.	2	2	0	0-0	1	1	2-12	0
12/14 @ Oak.	2	2	0	0-0	0	0	0-0	1
12/21 @ Cle.	5	3	2	0-0	2	1	2-9	1
12/28 vs. Pit.	6	4	2	0-0	0	1	0-0	0
Totals	33	26	7	1-11	6	4	12-97	3
Playoffs								
1/3/04 vs. Ten.	2	1	1	0-0	0	0	0-0	0
Totals	2	1	1	0-0	0	0	0-0	0

2004

Game-by-Game Tackles

Ravens

Date/Opp.	TT	Solo	As	INT	FF	FR	Sacks	PD
9/12 @ Cle.	6	5	1	0-0	0	0	0-0	0
9/19 vs. Pit.	5	3	2	0-0	0	1	1-8	0
9/26 @ Cin.	3	2	1	0-0	0	0	2-17	0
10/4 vs. KC	4	1	3	0-0	0	0	0-0	0
10/10 @ Was.	7	6	1	0-0	0	0	2-13	0
10/24 vs. Buf.	7	5	2	0-0	1	0	2-12	0
10/31 @ Phi.	3	2	1	0-0	0	0	0-0	1
11/7 vs. Cle.	4	4	0	0-0	0	0	0.5-3.5	0
11/14 @ NYJ	1	1	0	0-0	0	0	0-0	0
11/21 vs. Dal.	7	2	5	0-0	0	1	1-7	0
11/28 @ NE	4	4	0	0-0	0	0	0-0	0
12/5 vs. Cin.	4	3	1	0-0	0	0	1-9	0
12/12 vs. NYG	3	1	2	0-0	0	0	0-0	0
12/19 @ Ind.	3	2	1	0-0	0	0	0-0	0
12/26 @ Pit.	4	3	1	0-0	0	0	0-0	0
1/2/05 vs. Mia.	7	4	3	0-0	0	0	1-14	0
Totals	72	48	24	0-0	1	2	10.5-83.5	1



REGULAR SEASON

Year	TT	Solo	AS	Sacks	FF	FR	TDs	INTs	TDs	PD
2003	33	26	7	*#12-97	6	4	0	1-11	0	3
2004	72	48	24	*10.5-83.5	1	2	0	0-0	0	1
2005	86	65	21	8-65.5	6	1	0	2-38	0	3
Totals	191	139	52	30.5-246	13	7	0	3-49	0	7

*- Led Team

#- Rookie Franchise Record

CAREER SINGLE-GAME HIGHS (regular season)

Total Tackles:

11 (10/23/05 at Chi.)

Sacks:

3 (12/4/05 vs. Hou.)

Forced Fumbles:

2 2 times (last: 1/1/06 at Cle.)

Passes Defensed:

1 7 times (last: 11/20/05 vs. Pit.)

Solo Tackles:

11 (10/23/05 at Chi.)

INTs:

1 3 times (last: 11/20/05 vs. Pit.)


Fumble Recoveries:

1 7 times (12/11/05 at Den.)

TERRELL SUGGS

POSTSEASON

Year	TT	Solo	AS	Sacks	FR	FF	TDs	INTs	PD
2003	2	1	1	0-0	0	0	0	0-0	0
Totals	2	1	1	0-0	0	0	0	0-0	0



63 THATCHER SZALAY
CENTER

YEARS IN NFL: 2
HT: 6-4 WT: 303
COLLEGE: Montana
HS: Whitefish (MT)
BORN: 1/18/79, Whitefish, MT
JOINED RAVENS: Free Agent, 2005

GAMES PLAYED/STARTED: (2003, 1/0); (2004, IR); (2005, 4/0) **Total 5/0**

TRANSACTIONS: Thatcher was signed by Baltimore on 12/9/05...Waived by the Ravens on 9/3/05...Signed to the Ravens' practice squad on 12/22/04...Waived by the Cincinnati Bengals on 9/22/04...Signed to Cincinnati's active roster on 12/1/03...Signed to the Bengals' practice squad on 9/1/03...Waived by Cincinnati on 8/31/03...Originally signed with the Bengals as a rookie free agent on 4/23/03.

PRO: Good athlete with size and strength...Steady blocker who adds depth to the OL...Signed by the Ravens on 12/9/05 after being released by Baltimore on 9/3/05.

2005: (with Baltimore) Signed by the Ravens on 12/9...Saw action in 4 games on special teams...**2005 SEASON HIGHLIGHTS:** Played on special teams in the **season finale at Cle. (11/06)**...Saw action on special teams in **game 15 vs. Min. (12/25)**...Played on special teams in **game 14 vs. GB (12/19)**...Saw action on special teams in **game 13 at Den. (12/11)**.

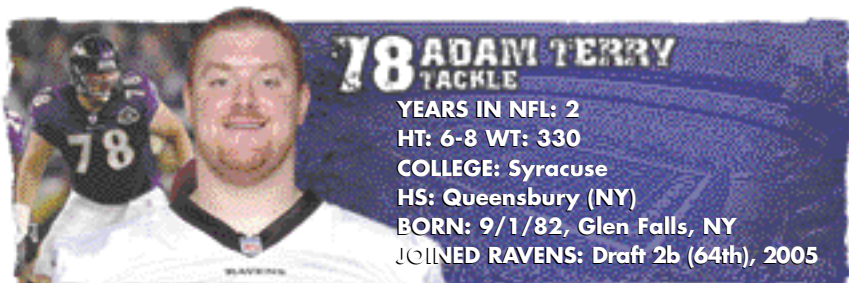
2004: (with Cincinnati/Baltimore) Saw action in the 1st 2 preseason games with the Bengals...Suffered wrist injury in practice on 8/24...Did not play in 3rd preseason game...Waived (injured) on 9/1, and when not claimed, reverted (9/1) to Bengals Reserve/Injured list...Waived from Reserve/Injured list on 9/22 and subsequently signed to the Ravens' practice squad on 12/22.

2003: (with Cincinnati) Saw action in all 4 preseason games...Saw action in 1 game as a rookie with the Bengals...**2003 SEASON HIGHLIGHTS:** Inactive for **games 7-16**...Saw action in on special teams in **game 6 vs. Pit. (10/13)**...Was active on a game day, but did not play in **game 5 at Ind. (10/6)**...Inactive **games 1-4**...Signed with the Bengals as a rookie free agent on 4/23.

COLLEGE, PERSONAL: Tough college performer in the Division 1-AA ranks, he helped lead Montana to 15-1 record and the National Championship in 2001...Key performer and team captain for a Montana offense that averaged 419.2 yards and 33.8 points per game while winning the 2001 Division I-AA national title...Earned All-America honors as a junior and a senior, and over a 4-year career, he helped lead the Grizzlies to a 45-10 record with 4 Big Sky Conference titles and 4 NCAA playoff berths...Was the only sophomore on the 1999 All-Big Sky 1st team...Attended Whitefish (MT) HS, earning 4 letters in tennis and 2 in football...An avid outdoorsman in the offseason, he resides in Missoula, MT...Graduated with a degree in elementary education in 2005...Was a 3-time All-Big Sky Academic Team member...Father was a logger, and Thatcher was working with chainsaws at the age of 8...Married (wife Katy)...Last name is pronounced "zuh-LAY"...Full name Thatcher David Szalay.

RAVENS TOP 10 COMBINED YARDAGE

NO.	NAME/YEARS	ATT.	YDS	AVG.	TD
1.	Jermaine Lewis (1996-2001)	532	8,001	15.0	22
2.	Jamal Lewis (2000-Current)	1,651	7,919	4.8	38
3.	B.J. Sams (2003-Current)	195	3,246	16.6	3
4.	Travis Taylor (2000-04)	229	2,982	13.0	15
5.	Todd Heap (2001-Current)	250	2,952	11.8	20
6.	Corey Harris (1998-2001)	125	2,951	23.6	1
7.	Qadry Ismail (1999-2001)	198	2,929	14.8	18
8.	Priest Holmes (1997-2000)	551	2,738	4.9	11
9.	Michael Jackson (1996-98)	183	2,596	14.2	18
10.	Chester Taylor (2002-05)	478	2,336	4.9	7



YEARS IN NFL: 2

HT: 6-8 WT: 330

COLLEGE: Syracuse

HS: Queensbury (NY)

BORN: 9/1/82, Glen Falls, NY

JOINED RAVENS: Draft 2b (64th), 2005

GAMES PLAYED/STARTED: (2005, 7/0) **Total 7/0**

TRANSACTIONS: Adam Terry was selected with the 64th overall pick (2nd round) of the 2005 NFL draft...The pick was acquired on draft day from the New England Patriots for the Ravens' 3rd- (84th overall) and 6th-round (195th) picks in 2005, and Baltimore's 3rd in 2006...Terry was the 1st Syracuse player to be selected by the Ravens in the team's 10-year history.

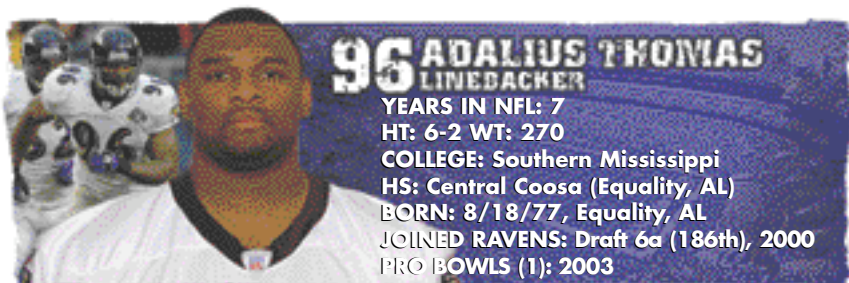
PRO: Physically imposing, strong athlete with good hands and balance...Will contend to start after gaining valuable playing experience as a rookie...Terry saw action in 7 games on special teams and from scrimmage in his 1st season with the Ravens.

2005: Saw action in 7 games as a rookie, playing mostly on special teams, but also played from scrimmage...Played on special teams in the **season finale at Cle. (1/1/06)**...Saw action on special teams in the 48-3 victory in **game 14 vs. GB (12/19)**...Saw action from scrimmage at LT and helped protect QB Kyle Boller, allowing him to throw for 251 yards and a TD in **game 13 at Den. (12/11)**...Saw his **1st-career action from scrimmage** (replaced Jonathan Ogden after the 1st series) at LT and allowed Boller time to complete 17 passes with no INTs in the 16-15 win in **game 12 vs. Hou. (12/4)**...**Played in his 1st-career game** on special teams in the 16-13 OT win in **game 10 vs. Pit. (11/20)**...Was a game-day inactive in **games 1-9**.

COLLEGE, PERSONAL: Started the final 35 games in his collegiate career at Syracuse...His punishing blocks and ability to create huge rush lanes allowed both of Syracuse's tailbacks, Damien Rhodes and Walter Reyes, to gain over 800 yards each in 2004, the 1st time since 1979 (Joe Morris - 1,372 yards and Bill Hurley - 813) that 2 runners accomplished that feat in the same season...Won the team's Ben Schwartzwalder Exemplary Football Player Award in 2004...First-team All-Big East Conference and Eastern College Athletic Conference Division I All-Star as a senior...Started all 12 games at LT...Won the team's Ben Schwartzwalder Exemplary Football Player Award...Had 45 knockdown blocks and allowed only 2 sacks while helping the offense average 349.0 yards per game...The Orange offense ran for at least 200 yards in 5 games, including 2 300-yard rushing efforts...Also played on the PAT/FG unit...Started all 12 games at LT, becoming 1 of 13 Orange players to start every game as a junior...All-Big East Conference 2nd-team selection...Received All-ECAC honors...Member of *Dopke.com*'s junior All-American team...Blocked for RB Walter Reyes, who rushed for 1,347 yards and a Syracuse single-season record 20 rushing TDs; and QB R.J. Anderson, who set school single-season records for completions and pass attempts...Also contributed on the PAT/FG unit...Started all 11 games at LT as a sophomore...Also played on Syracuse's PAT/FG special teams unit...Part of an O-line that blocked for Walter Reyes, who gained 1,135 yards and scored a then school-record, 17 rushing TDs...Played in 4 games as a true freshman, seeing action vs. Pittsburgh, Temple, Miami and Kansas State in the *Insight.com* Bowl as a reserve T...Attended Queensbury (NY) HS...Rated 1 of the top linemen in the East by *PrepStar* and *SuperPrep*...Excelled at both the offensive and DT positions...Earned All-East honors from *Prep Football Report* and was a 1st-team All-Conference and All-State selection as a junior...Selected for the Governor's Bowl All-State Classic New York squad...Earned a degree in history from Syracuse...In Oct. '05, Terry visited the Living Classrooms campus and spoke to students from the Crossroads Middle School, toured the facility and worked with participants in the Fresh Start program...In Nov. 05, visited the Hammond HS football team with Tony Pashos, and spoke about life in the NFL, the importance of education and goal-setting...Spoke to middle students at a D.A.R.E. graduation in Jan. '06 about the importance of staying drug and alcohol free...Full Name: Adam Steven Terry.

**OFF THE FIELD**

In Nov. '05, Terry visited the Hammond HS football team with teammate Tony Pashos. They spoke about life in the NFL, the importance of education and goal-setting.



GAMES PLAYED/STARTED: (2000, 3/0); (2001, 16/2); (2002, 16/12); (2003, 13/11); (2004, 16/16); (2005, 16/16) **Total 80/57**

Playoffs (2000, 1/0); (2001, 2/0) (2003, IR) **Total 3/0**

TRANSACTIONS: Adalius Thomas re-signed with the Ravens on 3/22/04...Was originally selected by the Ravens with the 1st of 2 6th-round choices (186th overall) in the 2000 NFL Draft.

PRO: Pro Bowl performer (2003) who has turned himself into 1 of the most versatile players in the NFL, playing 8 different defensive positions as well as being a standout special teams performer...Thomas started all 16 games and finished 3rd on the team with a **career-high 104 tackles**, and led the team with a **career-high 9 sacks** (-75 yards), 9 PD, 3 FFs, 4 FRs (2 of which he returned for TDs) and 2 INTs (1 of which he returned for a TD) in 2005...**Became the 1st Ravens to record 3 defensive TDs in a season**...Also posted 4 special teams tackles in 2005...**Started all 16 games for the 1st time in his career** in 2004 and responded with then-career highs in tackles (80) and sacks (8), posted 5 PD, 4 FFs and an INT...Thomas played LB, DE and was a special teams ace, earning his 1st-ever **Pro Bowl** nod in 2003...Saw action in 13 games, starting 11 before being placed on IR (12/17/03) with a dislocated and broken elbow...Registered 34 tackles (26 solo), 8 PD, 4 sacks and 1 FF...Also **led the team with a career-high 23 special teams tackles** and had 1 blocked punt in 2003...Stepped up in a big way in 2002 as a starting DE...Posted 68 tackles and 3 sacks...Also had 3 FFs, 1 FR and then-career highs with 2 INTs (1 was returned for a TD) and 11 PD...Also was 3rd on the team with 15 special teams tackles...Came into his own in his 2nd year (2001), posting 37 tackles (29 solo), 3.5 sacks, 3 FFs and 8 PD...Tied for the team lead (with S Anthony Mitchell) with 18 special teams tackles...Made an impact in the 2000 preseason (rookie) when he led the NFL with 5 sacks.



In Nov. 05, Thomas, deeply committed to help those in need, received an award from the Mentoring, Academics, Athletics in Partnership (MAAP) organization for his work in the Baltimore community.

2005: Started all 16 games and finished 3rd on the team with a **career-high 104 tackles**, **career-high 9 sacks** (-75 yards), 9 PD, 3 FFs, 4 FR (2 of which he returned for TDs) and 2 INTs (1 of which he returned for a TD)...Also posted 4 special teams tackles in 2005...**Became the 1st Ravens to record 3 defensive TDs in a season**... **2005 SEASON HIGHLIGHTS: Tied a career high with 9 tackles**, 1 FR (which he returned 9 yards for a TD) and 1 sack (-9 yards) in the **season finale at Cle. (1/1/06)**...Posted 5 tackles (4 solo) and a sack, when he forced a QB Brad Johnson fumble, which the Ravens recovered, leading to a FG and essentially sealing the game, in a 30-23 win in **game 15 vs. Min. (12/25)**...Netted 8 tackles, 1 sack (-11 yards), 1 FF and 1 FR (which he returned 35 yards for a TD) in the 48-3 win in **game 14 vs. GB (12/19)**...Shared the defensive game ball (LB/DE Terrell Suggs) as he **tied a career high with 9 tackles**, including 6 solo, 2 PD and an INT, which he returned 20 yards for a TD, in **game 12 vs. Hou. (12/4)**...Recorded 7 tackles (all solo), including 2 TFL, 1 sack (-7 yards) and 1 FF, in **game 8 vs. Cin. (11/6)**...Started and had 7 tackles (6 solo) and 2 QB pressures in **game 2 at Ten. (9/18)**...Also had 1 solo special teams tackle against the Titans.

2004: Started all 16 games for the 1st time in his career...Set a new career high with 80 tackles, including 48 solo...Finished 2nd on the team with a **career-high 8 sack s** (-28 yards)...Thomas also had 1 INT, 5 PD and 4 FFs in 2004...Thomas finished 3rd on the team with 16 special teams tackles in 2004...**2004 SEASON HIGHLIGHTS:** Posted 7 tackles (4 solo), 2 FFs and 2 sacks (-2 yards) in the 30-23 victory in the **season finale vs. Mia. (1/2/05)**...Recorded a **career-high 9 tack-**

ADALIUS THOMAS 96

les (5 solo), including 1 TFL, and a special teams tackle in **game 15 at Pit. (12/26)**...Posted 8 tackles, including 7 solo and 1 TFL in **game 14 at Ind. (12/19)**...Helped hold the Redskins to 107 total yards (2nd-lowest total in team history), including just 52 yards rushing in **game 5 at Was. (10/10)**...Started and posted 8 tackles, including 5 solo and 2 TFL in **game 4 vs. KC (10/4)**...Started and had 3 tackles (2 solo), 3 QB hits and 3 PD, 1 which he intercepted, in 30-13 win in **game 2 vs. Pit. (9/19)**...Also had a special teams tackle against the Steelers.

2003: Earned his 1st *Pro Bowl* nod as a special teamer...Saw action in 13 games, starting 11 before being placed on IR (12/17/03) with a dislocated and broken elbow...Registered 34 tackles (26 solo), 8 PD, 4 sacks and 1 FF...Also *led the team with a career-high 23 special teams tackles* and had 1 blocked punt in 2003...Was placed on IR on 12/17 following elbow surgery (12/9)...**2003 SEASON HIGHLIGHTS:** Started and had 5 tackles (4 solo), including 2 sacks (-12 yards) and 1 FF before leaving the game with a broken right elbow in **game 13 vs. Cin. (12/7)**...Started at LB and amassed 4 tackles (3 solo) and 3 PD in 44-6 rout in **game 12 vs. SF (11/30)**...Added 3 special teams tackles against the 49ers, plus a 22-yard KOR...Had 3 special teams tackles in **game 7 against the Broncos (10/26)**...Started and had 1 tackle and 2 QB hits in **game 6 at Cin. (10/19)**...Posted 5 tackles (2 solo) and 1 QB hit in 26-18 victory in **game 5 at Ari. (10/12)**...Subbed at OLB and recorded his 1st sack of the season (13 yards) in 33-13 win in **game 2 vs. Cle. (9/14)**.

2002: Saw action in all 16 games, starting 12 at DE...Totaled 68 tackles (38 solo), 3 sacks (20 yards), 11 PD, 3 FFs and 1 FR...*Had 2 INTs, 1 of which he returned for his 1st-career TD (11/10 vs. Cin.)*...Also ranked 3rd on the team with 15 special teams tackles...**2002 SEASON HIGHLIGHTS:** Started and had 6 tackles (5 solo) in 23-19 win in **game 14 at Hou. (12/15)**...Recorded 1 sack (-7 yards), 1 PD and 1 FF against the Texans despite being slowed by a knee injury suffered in the second quarter...Started at RDE in **game 13 vs. NO (12/8)**...Started at RDE and had 4 tackles, 1 FF and 1 FR in 27-23 win in **game 12 at Cin. (12/1)**...Had 2 QB pressures and provided a downfield escort, blocking for S Chad Williams as Williams tied a then-franchise record with a 98-yard INT return for a TD...Made a game-saving PD when the Bengals were on the Baltimore 10-yard line with 34 seconds remaining, (QB Jon Kitna was looking for RB Corey Dillon, Thomas stepped in front of the pass to bat it away)...Started at DE in 38-27 win in **game 9 vs. Cin. (11/10)**...Posted 5 tackles and 1 QB hit against the Bengals...*Also had an INT, which he returned 25 yards for his 1st-career TD.*


2001: Posted 39 tackles (27 solo) for the season...Tied for team lead with 3 FFs...Tied for team lead with 18 special teams tackles (S Anthony Mitchell)...Recorded 4 tackles (3 solo), including 1 TFL, in 26-21 defeat in **game 13 vs. Pit. (12/16)**...Made 1 ST tackle...Recorded 8 tackles (5 solo), including 1.5 sacks, 2 FFs and 2 PD in 39-27 win in **game 12 vs. Ind. (12/2)**...Made 2 ST tackles...Named the *AFC Defensive Player of the Week* for his efforts...*Started his 1st NFL game and recorded 5 tackles* (4 solo), including a game-ending sack of QB Mark Brunell, in 24-21 win in **game 11 at Jax. (11/25)**...Made a team-high 4 special teams tackles...Led team with 3 ST tackles.

2000: Recorded 1 tackle in just 7 plays from scrimmage in the regular season...Played in 3 games...Did not play in 1 game and was inactive in the other 12...In the playoffs, he batted a pass and recorded 1 special teams stop...On inactive list in 3 of 4 postseason games...**2000 SEASON HIGHLIGHTS:** Recorded 1 PD and 1 special teams tackle in the Ravens' 16-3 **AFC Championship Game victory at Oak. (1/14/01)**...Played on special teams in **game 11 at Ten. (11/12)**...Saw 1st action of the season in 14-6 loss in **game 8 vs. Ten. (10/22)**...The defense held the Titans to a Ravens' record-low 7 1st downs...Had an assist in 3 plays from scrimmage.

COLLEGE, PERSONAL: *Twice named Conference USA Defensive Player of the Year*...A gifted athlete who was highly recruited out of high school as a basketball player, Thomas was an effective pass rusher who recorded 34.5 sacks during his collegiate career to become the Golden Eagles' all-time leader...School officials said he is the best defensive player to come out of Southern Miss, and the greatest all-around player since Packers QB Brett Favre...Won Conference USA Defensive Player of the Year honors, and was a 1st-team All-Conference pick as a senior in 1999...All-America 3rd-team choice by *SportPage.com* and *Football News*...Had 67 tackles, including 9 sacks for 65 yards and 16 TFL...Had 2 FRs, 1 FF and blocked 4 kicks...In USM's 28-20 victory over Cincinnati, he had 12 tackles, 2 TFL, 1 FR and 2 blocked FGs, as he made his 1st career start at OLB...Earned 1st-team All-America honors by the American Football Coaches Association and

ADALIUS THOMAS 96

3rd-team honors from *Football News* as a junior in 1998... Was an All-Conference USA 1st-team pick and Defensive Player of the Year... Led the conference with 12.5 sacks, plus added 20 TFL... Recorded 71 tackles, 5 PD and 2 blocked kicks... All-Conference USA 1st-team pick by *Football News* as a sophomore in 1997... Started all 11 games and finished with 65 tackles, 9 sacks and a conference-high 15 TFL... Also had 2 FRs and blocked 1 FG... Earned Freshman All-America honors in 1996 from *The Sporting News*... Played in every game but did not start, still finishing with 39 tackles, 4 sacks and 1 FR... Only player in school history to play both football and basketball... Prepped at Central Coosa (Equality, AL) HS... Led the team to the state basketball title and was the leading scorer, rebounder, FG pct. leader and shot-blocker... Named Alabama's Class 4A player of the year as a prep senior in 1995 after averaging 20 points a game and leading Central Coosa HS to the state title... Had more than 300 yards rushing and receiving as a senior and scored 19 TDs as a TE... Was a Class 4A All-State LB... Also scored 4 times on defense... Completed an internship with Danny K. Davis, Chicago - District 7, in 2001... Was a guest speaker during "Encouragement Week" at the Community College of Central Alabama in Alexander City, AL during the 2001 off-season... Works with the Russell Medical Center in AL, which cares for patients that cannot afford treatment... Played in and donated money to the Juvenile Diabetes annual golf tournament... Established the Adalius Thomas S.L.A.S.H. (Sportsmen Lifting Academics & Sponsoring Hope) Fund... Works with his church youth group in Nixburg, AL, and developed funding for the program... While at home in Alabama during the off-season, enjoys visiting with elementary school children... Thomas joined other Ravens players, along with representatives from the United Way of Central Maryland, M&T Bank, Civic Works and Governor Robert Ehrlich's office, to help paint, frame and rebuild homes in Baltimore's Sandtown



community on 10/7/03, as part of the 5th-annual NFL and United Way Hometown Huddle... He, along with former teammate S Will Demps and current Raven S Ed Reed, gave an inspirational message to HS students about a particular segment of the Ravens R.I.S.E. program... The Ravens produced 4 Ravens R.I.S.E. assemblies (2003) for Baltimore-area HS students... At each event, Ravens players discussed the 4 areas and taught how to Realize, Improve, Share and Expand their talents (R.I.S.E.)... The interactive and motivational assemblies incorporated music, visual presentations and Q&A periods with the high schoolers... Earned a B.S. in sports administration... Thomas was among 10 recipients of the "JB Awards" at the NFL Players Gridiron Gala in Washington on 4/16/03... Thomas was also a finalist for the Byron "Whizzer" White Humanitarian Award, given to the NFL player who best represents dedication to team, community and country... Hosted his inaugural S.L.A.S.H. Golf Tournament on 5/10/04 to raise money for the Adalius Thomas Foundation... An avid chess player, he annually hosts a group of 45 children from the Knights of Valor chess team to take part in a tournament held at the Ravens' facility... Members from the Maryland Mentoring Program, a group he supports, participated in the challenge against Ravens players... Posed with his dog, Trina, in the 2005 Friends of the

Baltimore Animal Shelter calendar, with proceeds from the sale benefiting area animal shelters... Thomas taught football skills to youth at Art Monk's football camp in July '04... Also in July '04, Adalius took part in a summer reading program with the Enoch Pratt Library system... Thomas read to students and stayed to sign autographs... Dressed as former President Bill Clinton at the Goodwill Gridiron Halloween Party in 2004... Thomas joined teammates and helped raise over \$100,000 for Goodwill programs... Helped break ground for the new headquarters for the League for People with Disabilities (Oct.

ADALIUS THOMAS 96

'04)...Helped refurbish and rebuild homes with Sandtown Habitat for Humanity in the Ravens 6-week long project...Adalius was present for the NFL/United Way Hometown Huddle, where the Ravens presented keys to new homeowner, Robin Edwards...Holds a special relationship with Johnnycake Elementary – wife, Sheri, is a former teacher there...Thomas visits the school regularly and provided home game tickets to students...Also invited Johnnycake students to a special screening of Fat Albert in Dec. '04...Participated in Modell's "Shop with a Player" event in Dec. '04, where Thomas donated \$100 gift certificates to 10 children to shop for the holidays...Also participated in the All Community Team preseason event and Auction Party, helping to raise over \$200,000 in the silent and live auctions...Hosts a football camp in Mississippi each year...Also held his annual football camp on 4/23/05 in his hometown of Equality, AL...In July '05, participated in the Baltimore City Police Fair...In Sept. '05, Thomas participated in Edwin Mulitalo's 3rd annual luau, with proceeds benefiting Big Ed's Band Foundation...In Oct. '05, worked with over 100 volunteers to help refurbish a home in the Sandtown community of Baltimore...In Nov. '05, received an award from the Mentoring, Academics, Athletics in Partnership (MAAP) organization for his work in the Baltimore community...Served as a celebrity judge at the Pam Shriver Tennis Challenge in Nov. '05...In Dec. '05, participated in the ACT Annual Auction party that benefits the Ravens All Community Team Foundation and all of the player foundations...Appeared at the 8th-Annual ESPN Zone Baltimore Ravens Holiday Party to benefit the Baltimore Police Athletic League (PAL)...Joined former Raven teammates to serve as personal shoppers for 50 Baltimore youth, who received \$100 gift certificates from Wal-Mart...Hosted his 3rd-annual S.L.A.S.H. Golf Tournament in June 2006, with funds benefiting his charitable arm, the *Adalius Thomas S.L.A.S.H. Fund*...Married his wife, Sheri, on 7/6/02...Has a son, Devin Jamal Thomas (12/10/98), and a daughter Alana (7/7/04)...Name is pronounced: ah-DAY-lus...Full name: Adalius Donquail Thomas.

2005 Game-by-Game Tackles

Ravens									
Date/Opp.	TT	Solo	AS	INT	FF	FR	Sacks	PD	
9/11 vs. Ind.	6	4	2	0-0	0	0	0-0	0	
9/18 @ Ten.	7	6	1	0-0	0	0	0-0	0	
10/2 vs. NYJ	4	2	2	0-0	0	0	1-5.0	1	
10/9 @ Det.	5	4	1	0-0	0	0	0-0	0	
10/16 vs. Cle.	5	4	1	0-0	0	1	1-6.0	2	
10/23 @ Chi.	8	5	3	0-0	0	0	1-4.0	0	
10/31 @ Pit.	4	1	3	1-28	0	0	0-0	2	
11/6 vs. Cin.	7	7	0	0-0	1	0	1-7.0	0	
11/13 @ Jax.	5	4	1	0-0	0	0	0-0	0	
11/20 vs. Pit.	6	3	3	0-0	0	0	0-0	0	
11/27 @ Cin.	9	6	3	0-0	0	1	0-0	0	
12/4 vs. Hou.	9	6	3	1-20t	0	0	1-4.0	2	
12/11 @ Den.	7	5	2	0-0	0	0	1-13.0	2	
12/19 vs. GB	8	3	5	0-0	1	1t	1-11.0	0	
12/25 vs. Min.	5	4	1	0-0	1	0	1-16.0	0	
1/1/06 @ Cle.	9	6	3	0-0	0	1t	1-9.0	0	
Totals	104	70	34	2-48	3	4	9.0-75.0	9	

2003 Game-by-Game Tackles

Ravens									
Date/Opp.	TT	Solo	AS	INT	FF	FR	Sacks	PD	
9/7 @ Pit.	1	1	0	0-0	0	0	1-2	1	
9/14 vs. Cle.	1	1	0	0-0	0	0	1-13	0	
9/21 @ SD	0	0	0	0-0	0	0	0-0	1	
9/28 vs. KC	2	2	0	0-0	0	0	0-0	0	
10/12 @ Ari.	5	2	3	0-0	0	0	0-0	0	
10/19 @ Cin.	1	0	1	0-0	0	0	0-0	0	
10/26 vs. Den.	4	3	1	0-0	0	0	0-0	0	
11/2 vs. Jax.	4	4	0	0-0	0	0	0-0	0	
11/9 @ STL	0	0	0	0-0	0	0	0-0	1	
11/16 @ Mia.	4	3	1	0-0	0	0	0-0	2	
11/23 vs. Sea.	3	3	0	0-0	0	0	0-0	0	
11/30 vs. SF	4	3	1	0-0	0	0	0-0	3	
12/7 vs. Cin.	5	4	1	0-0	1	0	2-12	0	
12/14 @ Oak.				INACTIVE - ELBOW					
12/21 @ Cle.				INJURED RESERVE					
12/28 vs. Pit.				INJURED RESERVE					
Totals	34	26	8	0-0	1	0	4-27	8	
Playoffs									
1/3/04 vs. Ten.				INJURED RESERVE					
Totals	0	0	0	0	0	0	0	0	

2004 Game-by-Game Tackles

Ravens									
Date/Opp.	TT	Solo	AS	INT	FF	FR	Sacks	PD	
9/12 @ Cle.	6	5	1	0-0	0	0	0-0	0	
9/19 vs. Pit.	3	2	1	1-8	0	0	0-0	3	
9/26 @ Cin.	3	2	1	0-0	1	0	1-4	0	
10/4 vs. KC	8	5	3	0-0	0	0	0-0	0	
10/10 @ Was.	1	0	1	0-0	0	0	0-0	1	
10/24 vs. Buf.	2	1	1	0-0	0	0	1-0	0	
10/31 @ Phi.	3	1	2	0-0	0	0	0-0	1	
11/7 vs. Cle.	2	2	0	0-0	1	0	1-4	0	
11/14 @ NYJ	6	4	2	0-0	0	0	1-4	0	
11/21 vs. Dal.	8	3	5	0-0	0	0	0-0	0	
11/28 @ NE	5	3	2	0-0	0	0	0-0	0	
12/5 vs. Cin.	4	2	2	0-0	0	0	1-10	0	
12/12 vs. NYG	5	2	3	0-0	0	0	1-4	0	
12/19 @ Ind.	8	7	1	0-0	0	0	0-0	0	
12/26 @ Pit.	9	5	4	0-0	0	0	0-0	0	
1/2/05 vs. Mia.	7	4	3	0-0	2	0	2-2	0	
Totals	80	48	32	1-8	4	0	8-28	5	

2002 Game-by-Game Tackles

Ravens									
Date/Opp.	TT	Solo	AS	INT	FF	FR	Sacks	PD	
9/8 @ Car.	6	3	3	0-0	0	0	5-4.5	0	
9/15 vs. TB	3	2	1	0-0	0	0	0-0	2	
9/30 vs. Den.	1	0	1	0-0	0	0	0-0	0	
10/6 @ Cle.	5	2	3	0-0	0	0	0-0	2	
10/13 @ Ind.	4	2	2	0-0	0	0	0-0	0	
10/20 vs. Jax.	5	1	4	1-32	0	0	0-0	1	
10/27 vs. Pit.	3	2	1	0-0	0	0	0-0	0	
11/3 @ Atl.	4	3	1	0-0	1	0	1.5-9	1	
11/10 vs. Cin.	5	1	4	1-25	0	0	0-0	0	
11/17 @ Mia.	5	1	4	0-0	0	0	0-0	0	
11/24 vs. Ten.	7	4	3	0-0	0	0	0-0	1	
12/1 @ Cin.	4	3	1	0-0	1	1	0-0	1	
12/8 vs. NO	5	4	1	0-0	0	0	0-0	1	
12/15 @ Hou.	6	5	1	0-0	1	0	1-7	1	
12/22 vs. Cle.	5	5	0	0-0	0	0	0-0	1	
12/29 @ Pit.	4	2	2	0-0	0	0	0-0	0	
Totals	72	40	32	2-57	3	1	3-20.5	11	

ADALIUS THOMAS

ADALIUS THOMAS 96

2001

Game-by-Game Tackles

Ravens

Date/Opp.	TT	Solo	AS	INT	FF	FR	Sacks	PD
9/9 vs. Chi.	0	0	0	0-0	0	0	0-0	0
9/23 @ Cin.	0	0	0	0-0	0	0	0-0	0
9/30 @ Den.	2	2	0	0-0	0	0	0-0	0
10/7 vs. Ten.	1	1	0	0-0	0	0	0-0	1
10/14 @ GB	0	0	0	0-0	0	0	0-0	0
10/21 @ Cle.	0	0	0	0-0	0	0	0-0	0
10/28 vs. Jax.	0	0	0	0-0	0	0	0-0	1
11/4 @ Pit.	3	2	1	0-0	1	0	0-0	0
11/12 @ Ten.	3	1	2	0-0	0	0	0-0	0
11/18 vs. Cle.	6	4	2	0-0	0	0	0-0	0
11/25 @ Jax.	5	4	1	0-0	0	0	1-1	0
12/2 vs. Ind.	8	5	3	0-0	2	0	1.5-29.5	2
12/16 vs. Pit.	4	3	1	0-0	0	0	0-0	0
12/23 vs. Cin.	3	2	1	0-0	0	0	0-0	3
12/29 @ TB	1	0	1	0-0	0	0	0-0	1
1/7/02 vs. Min.	3	3	0	0-0	0	0	1-2	0
Totals	39	27	12	0-0	3	0	3.5-32.5	8

Playoffs

1/13/02 @ Mia.	4	2	2	0-0	0	0	0-0	0
1/20/02 @ Pit.	0	0	0	0-0	0	0	0-0	0
Totals	4	2	2	0-0	0	0	0-0	0

2000

Game-by-Game Tackles

Ravens

Date/Opp.	TT	Solo	AS	INT	FF	FR	Sacks	PD
9/3 @ Pit.				INACTIVE				
9/10 vs. Jax.				INACTIVE				
9/17 @ Mia.				INACTIVE				
9/24 vs. Cin.				INACTIVE				
10/1 @ Cle.				INACTIVE				
10/8 @ Jax.				INACTIVE				
10/15 @ Was.				INACTIVE				
10/22 vs. Ten.	1	0	1	0-0	0	0	0-0	0
10/29 vs. Pit.				DID NOT PLAY				
11/5 @ Cin.	0	0	0	0-0	0	0	0-0	0
11/12 @ Ten.	0	0	0	0-0	0	0	0-0	0
11/19 vs. Dal.	0	0	0	0-0	0	0	0-0	0
11/26 vs. Cle.	0	0	0	0-0	0	0	0-0	0
12/10 vs. SD	0	0	0	0-0	0	0	0-0	0
12/17 @ Ari.	0	0	0	0-0	0	0	0-0	0
12/24 vs. NYJ	0	0	0	0-0	0	0	0-0	0
Totals	1	0	1	0-0	0	0	0-0	0

Playoffs

12/31 vs. Den.				INACTIVE				
1/7/01 @ Ten.				INACTIVE				
1/14/01 @ Oak.	0	0	0	0-0	0	0	0-0	1
1/28/01 vs. NYG				INACTIVE				
Totals	0	0	0	0	0	0	0	1

REGULAR SEASON

Year	TT	Solo	AS	Sacks	FF	FR	TDs	INTs	TDs	PD
2000	1	1	0	0-0	0	0	0	0-0	0	0
2001	39	27	12	3.5-32.5	3	0	0	0-0	0	8
2002	72	40	32	3-20.5	3	1	0	2-57	1	11
2003	34	26	8	4-27	1	0	0	0-0	0	8
2004	80	48	32	8-28	4	0	0	1-8	0	5
2005	104	70	34	9-75	3	4	2	2-48	1	9
Totals	330	212	118	27.5-183	14	5	2	5-113	2	41

SPECIAL TEAMS TACKLES (77): 2000 (1); 2001 (18); 2002 (15); 2003 (23); 2004 (16); 2005 (4)

CAREER SINGLE-GAME HIGHS (regular season)

Total Tackles:

9 4 times (last: 1/1/06 at Cle.)

Sacks:

2 2 times (last: 1/2/05 vs. Mia.)

Forced Fumbles:

2 2 times (last: 1/2/05 vs. Mia.)

Passes Defensed:

2 7 times (last: 12/11/05 at Den.)

Solo Tackles:

7 2 times (last: 11/6/05 vs. Cin.)

INTs:

1 5 times (last: 12/4/05 vs. Hou.)

Fumble Recoveries:

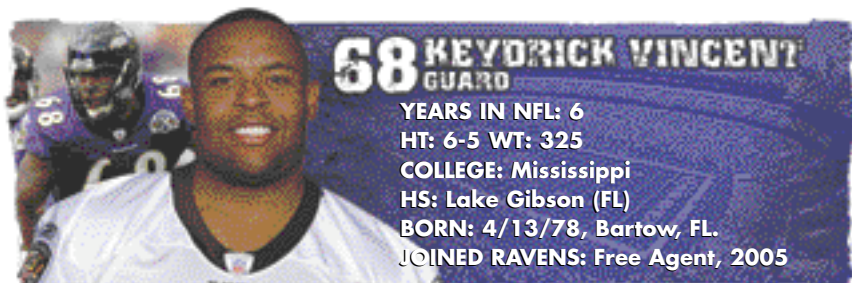
1 5 times (last: 1/1/06 at Cle.)

POSTSEASON

Year	TT	Solo	AS	Sacks	FR	FF	TDs	INTs	TDs	PD
2000	0	0	0	0-0	0	0	0	0-0	1	
2001	4	2	2	0-0	0	0	0	0-0	0	
2003				INJURED RESERVE						
Totals	4	2	2	0-0	0	0	0	0-0	1	

SPECIAL TEAMS TACKLES (2): 2000 (1), 2001 (1)

ADALIUS THOMAS



68 KEYDRICK VINCENT

GUARD

YEARS IN NFL: 6
HT: 6-5 **WT:** 325
COLLEGE: Mississippi
HS: Lake Gibson (FL)
BORN: 4/13/78, Bartow, FL.
JOINED RAVENS: Free Agent, 2005

GAMES PLAYED/STARTED: (2001, 5/1); (2002, 7/1); (2003, 10/9); (2004, 16/16); (2005, 9/9)
Total 47/36

PLAYOFFS: (2001, 1/0); (2002, 2/0); (2002, 2/2) **Total 5/2**

TRANSACTIONS: Signed by the Baltimore Ravens on 3/11/05...Originally signed as a rookie free agent by the Pittsburgh Steelers on 4/23/01.

PRO: Big, physical athlete with good hands and footwork...Strong, fluid athlete who started 9 games before being hurt and eventually placed on Injured Reserve (thigh) on 12/15/05...Worked his way from a rookie free agent in 2001 to a full-time starter in 2004, starting all 16 regular season games, and both postseason games for the Pittsburgh Steelers...Helped pave the way for the Steelers to lead the AFC and rank 2nd in the NFL in rushing (2,464 yards)...Also protected 2004 NFL Rookie of the Year QB Ben Roethlisberger, allowing him to complete 66.4% of his passes and to throw for 2,621 yards and 17 TDs...Saw action in 10 games, starting 9 in 2003...Played in 7 games, starting 1 in 2002...Saw action in 5 games in 2001, including his 1st-career start.

2005: (with Baltimore) Started 9 games at RG before being sidelined with a thigh injury and was placed on Injured Reserve on 12/15...**2005 SEASON HIGHLIGHTS:** Started at RG, but left in the 3rd quarter with a thigh injury in **game 9 at Jax. (11/13)**...Started at RG and helped pave the way for the Ravens to rush for 124 yards, averaging 5.2 yards per carry in **game 8 vs. Cin. (11/6)**...Started at RG and helped protect QB Anthony Wright, allowing him to throw for a season-high 252 yards, 1 TD and pick up 20 1st downs, including 12 through the air, in **game 7 at Pit. (10/31)**...Started at RG and not only helped pave the way for the Ravens to rush for 115 yards, but also did not allow a sack in the 13-3 victory in **game 3 vs. NYJ (10/2)**...Started, and helped protect Ravens QBs, allowing them to throw for 355 yards and a TD while completing 62.9% of their passes in **game 1 vs. Ind. (9/11)**.

2004: (with Pittsburgh) Started all 16 regular season games and both postseason contests at RG as the Steelers posted the league's best record (15-1)...**2004 SEASON HIGHLIGHTS:** Helped pave the way for Jerome Bettis' 6th 100-yard rushing performance and the offense's 5th 400-plus yards in total offense in the **season finale vs. Bal. (12/26)**...Played role in the Steelers' 2nd consecutive 200-yard rushing performance and the 5th 100-yard performance in 6 games in **game 8 vs. Phi. (11/7)**...Helped pave the way for RB Duce Staley's 4th 100-yard game and the Steelers' season-high 221 yards rushing in **game 7 vs. NE (10/31)**...Helped pave the way for Staley's 1st 100-yard game as a Steeler in **game 4 vs. Cin. (10/3)**...Helped the Steelers produce a 100-yard rusher in 2 consecutive games for the 1st time in more than a year in **game 3 at Mia. (9/26)**.

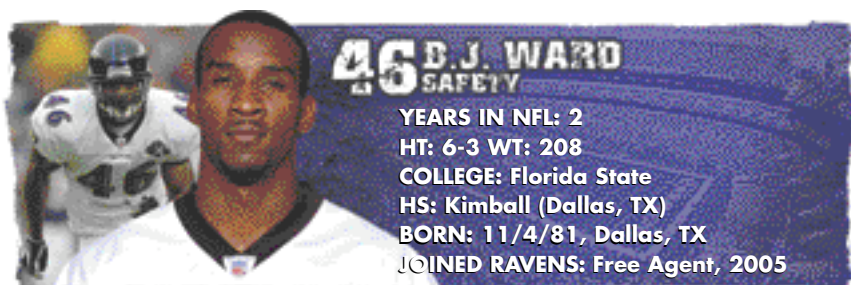
2003: (with Pittsburgh) Made a solid contribution in his 3rd season, filling in for Alan Faneca at RG and provide solid depth along the line as he saw action in 10 games, starting 9...**2003 SEASON HIGHLIGHTS:** Earned his 8th start at LG in **game 15 vs. SD (12/21)**...Helped pave the way for Jerome Bettis' season-high 115 yards on 32 carries and the Steelers 181 yards rushing...Earned his 6th start at LG in **game 13 vs. Oak. (12/7)** and helped pave the way for Jerome Bettis' and the Steelers' 1st 100-yard performance of the season and the team's no-sack effort...Made his 1st appearance of the season and his 1st start since 12/1/02 (Jax.) as he started at LG for Alan Faneca who moved to LT in **game 6 at Den. (10/12)**.

2002: (with Pittsburgh) Saw action in 7 games, starting 1 in his 2nd season with the Steelers...Was inactive for the 1st 5 games...**2002 SEASON HIGHLIGHTS:** Replaced the injured G Kendall Simmons, who suffered a laceration on his right hand, in the **Wild Card game vs. Cle. (1/5/03)**...Made his 1st start of the season at RG in **game 12 at Jax. (12/1)**.

KEYDRICK VINCENT 68

2001: (with Pittsburgh) Saw action in 5 games, starting 1 after making the team as a rookie free agent... **2001 SEASON HIGHLIGHTS:** Started in place of Faneca and helped lead the offense to its 6th 200-yard rushing performance of the season in the **season finale vs. Cle. (1/6/02)**...made his professional debut at RG in **game 10 at Ten. (11/25)** when he filled in for Oliver Ross who had to move to RT due to an injury to Marvel Smith...Was inactive for the 1st 9 weeks of the season after making the team as a rookie free agent.

COLLEGE, PERSONAL: Saw action in 47 career games while at Mississippi, including starting 19 as a junior and senior...Appeared in all 12 games in 2000, starting 11 at RG...Helped the Mississippi OL allow the fewest sacks in the Southeastern Conference and tie for 3rd-fewest in the nation with 7...Played in 11 games and made 8 starts at RG as a junior...Missed the Tulane game after having surgery on his left knee...Helped team rank 2nd in conference in rushing with 182.5 yards-per-game...Team ranked 2nd in the SEC for fewest sacks allowed in 1999 (16)...Played in all 12 games and earned his 2nd letter in 1998...Played in 11 of 12 games as a true freshman...Majored in banking and finance...Earned 4 letters at Class 5-A Lake Gibson (FL) HS...Was a 1st-team All-State DL selection as a senior...Also played in the Florida-Georgia All-Star game...Selected to *SuperPrep* All-Florida team and was named *USA Today* honorable mention All-America...Received 1st-team All-Area, All-County and All-District honors...Was credited with 52 tackles in only 4 games on defense as a senior...Lettered 4 times in track and field...Finished 2nd in the state in the discus and 3rd in the shotput...Received Polk County Athlete of the Year honors in track..Full name: Keydrick Trepell Vincent.



GAMES PLAYED/STARTED: (2005, 15/0) **Total 15/0**

TRANSACTIONS: B.J. Ward signed with the Ravens on 8/8/05 as a rookie free agent.

PRO: Tall, rangy safety with good cover skills and the toughness to support in the run game...Also brings superior special teams ability...Gained valuable experience in 2005, playing in 15 games, both on special teams and from scrimmage...Ward finished tied for 2nd on the team (LB/DE Roderick Green) with 17 special teams tackles, and 1 FF as a rookie...He also produced 4 tackles and 1 FR from scrimmage in 2005.

2005: Saw action in 15 games as a rookie, finishing tied for 2nd on the team (Roderick Green) with 17 special teams tackles, 1 FF, 4 tackles and 1 FR from scrimmage... **2005 SEASON HIGHLIGHTS:** Led the team with 4 special teams tackles and 1 FF in the **season finale at Cle. (1/1/06)**...Tied for the team lead with 2 solo special teams tackles in the 30-23 win in **game 15 vs. Min. (12/25)**...Posted 3 solo tackles and a FR that led to the Ravens' 2nd TD of the game and a special teams tackle, in **game 11 at Cin. (11/27)**...Saw action off the bench and **recorded his 1st-career tackle from scrimmage**, after knocking RB Kevin Jones for a 3-yard loss in **game 4 at Det. (10/9)**...Played on special teams, and recorded 1 tackle in **game 2 at Ten. (9/18)**...**Saw his 1st-career NFL action**, recording 1 special teams tackle in **game 1 vs. Ind. (9/11)**.

COLLEGE, PERSONAL: During his senior year at Florida State, Ward only saw action in 2 games due to a broken ankle he suffered against Clemson in the 3rd game of the season...During

B.J. WARD 46


his junior year, Ward started 12 of Florida State's 13 games at FS and racked up a *career-high 80 tackles* (40 solo), as well as posting 3 TFL, 2 FRs, 6 sacks and 1 INT...He also blocked 7 FGs in his career (2 in 1 game against Duke), which *tyed him for 1st place in school history for career FG blocks*...His 7 blocked FGs is more than the Seminoles recorded as a team during the decade of the 1990s...In his career, Ward posted 134 tackles, 3 TFL, 8 sacks, and 7 blocked kicks over 3 years with the Seminoles...Prepped at Kimball (Dallas, TX) HS, where he was named to *PrepStar's* Big 12 region Super 30 and was rated the No. 3 DB in the region...Ward was also named to Bill Buchalter's All-Southern Team and was considered to be 1 of the top prep players in the state of Texas...As a senior, he recorded 72 tackles and 3 INTs, all of which he returned for TDs, and also picked off 6 passes as a junior...Ward also earned varsity letters in basketball and track and field while at Kimball...Full name: Brandon J. Ward

2005

Game-by-Game Tackles

Ravens

Date/Opp.	TT	Solo	AS	INT	FF	FR	Sacks	PD
9/11 vs. Ind.	SAW ACTION ON SPECIAL TEAMS							
9/18 @ Ten.	SAW ACTION ON SPECIAL TEAMS							
10/2 vs. NYJ	SAW ACTION ON SPECIAL TEAMS							
10/9 @ Det.	1	1	0	0-0	0	0	0-0	0
10/16 vs. Cle.	SAW ACTION ON SPECIAL TEAMS							
10/23 @ Chi.	0	0	0	0-0	0	0	0-0	0
10/31 @ Pit.	SAW ACTION ON SPECIAL TEAMS							
11/6 vs. Cin.	SAW ACTION ON SPECIAL TEAMS							
11/13 @ Jax.	INACTIVE - GROIN							
11/20 vs. Pit.	SAW ACTION ON SPECIAL TEAMS							
11/27 @ Cin.	3	3	0	0-0	0	1	0-0	0
12/4 vs. Hou.	SAW ACTION ON SPECIAL TEAMS							
12/11 @ Den.	SAW ACTION ON SPECIAL TEAMS							
12/19 vs. GB	SAW ACTION ON SPECIAL TEAMS							
12/25 vs. Min.	SAW ACTION ON SPECIAL TEAMS							
1/1/06 @ Cle.	SAW ACTION ON SPECIAL TEAMS							
Totals	4	4	0	0-0	0	1	0-0	0



REGULAR SEASON

Year	TT	Solo	AS	INTs	TDs	FR	FF	TDs	Sacks	PD
2005	4	4	0	0-0	0	1	0	0	0-0	0
Totals	4	4	0	0-0	0	1	0	0	0-0	0

SPECIAL TEAMS TACKLES (17): 2005 (17)

CAREER SINGLE-GAME HIGHS (regular season)

Total Tackles:

3 (11/27/05 at Cin.)

Sacks:

None

Forced Fumbles:

None

Passes Defensed:

2 5 times (last: 12/21/03 at Cle.)

Solo Tackles:

3 (11/27/05 at Cin.)

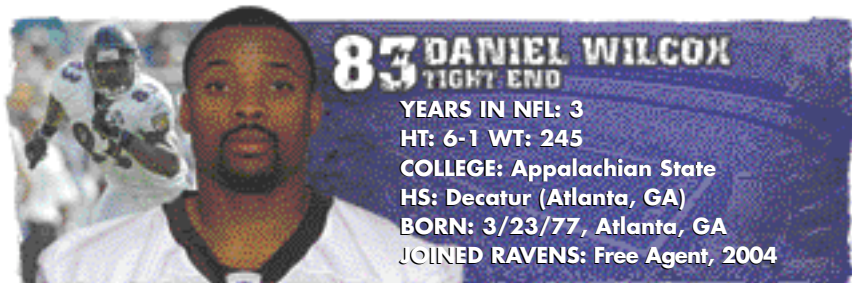
INTs:

None

Fumble Recoveries:

1 (11/27/05 at Cin.)

B.J. WARD



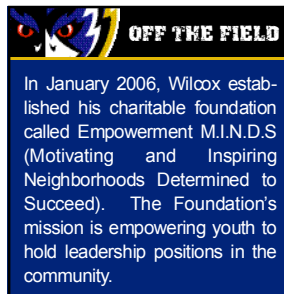
GAMES PLAYED/STARTED: (2004, 16/5); (2005, 13/3) **Total 29/8**

TRANSACTIONS: Dan Wilcox re-signed with the Baltimore Ravens (3-year contract) on 3/1/06...Re-signed with Baltimore on 3/29/05...Signed with the Ravens on 6/21/04...Signed to Tampa Bay's 53-man roster on 12/17/02 after spending 2 stints with the New York Jets from 9/1-9/3 and 8/28-8/30.

PRO: Smooth-running TE, with soft hands, who has developed into a reliable offensive target for the Ravens...A converted WR, who has the ability to flex outside...Played in 13 games, starting 3 and pulled in 20 receptions for 154 yards and a TD before being placed on Injured Reserve (ankle) on 12/30/05...Also led the Ravens with a *career-high 18 special teams tackles* in 2005... Played in all 16 games, starting 5 with the Ravens in 2004, pulling in a *career-high 25 receptions* for 219 yards and 2 TDs...Saw action in 2 games with the Buccaneers in 2003, recording 1 special teams tackle...Was inactive in 2 regular season games and 3 postseason games as a member of the Buccaneers in 2003.

2005: (with Baltimore) Played in 13 games, starting 3 before being placed on Injured Reserve (ankle) on 12/30...Pulled in 20 receptions for 154 yards and a TD...Also led the Ravens with a *career-high 18 special teams tackles*...**2005 SEASON HIGHLIGHTS:** Subbed, and had 2 receptions for 14 yards and posted a special teams tackle before leaving the game in the 2nd quarter with an ankle injury in **game 13 at Den. (12/11)**...Saw action from scrimmage and earned the special teams game ball when he posted 3 tackles (2 solo) and a FR in **game 12 vs. Hou. (12/4)**...Subbed and hauled in 2 receptions for 16 yards and had a special teams tackle in **game 8 vs. Cin. (11/6)**...Saw action off the bench and pulled in 3 receptions for 17 yards and had a solo special teams tackle in **game 7 at Pit. (10/31)**...Led the team with a *career-high 5 special teams tackles* earning him the special teams game ball in **game 5 vs. Cle. (10/16)**...Started and tied for the team lead (Derrick Mason) with a *career-high 8 receptions* for a *career-high 78 yards* and 1 TD in **game 1 vs. Ind. (9/11)**...Two of his 8 receptions were good for 1st downs, 1 was a TD catch and, on another, he had enough yards for a 1st down before lateraling the ball to WR Mark Clayton on a "hook and ladder" play at the end of the 1st half.

2004: (with Baltimore) Saw action in all 16 games, starting 5 after signing with the team in training camp...Was 6th on the team with 25 catches and 219 receiving yards...Pulled in his 1st-career TD at Phi. (10/31)...**2004 SEASON HIGHLIGHTS:** Started and led the team, recording *career highs with 6 receptions for 72 yards* (12.0 avg.), with a long of 17 in the 30-23 victory in **the season finale vs. Mia. (1/2/05)**...Subbed and caught 2 receptions for 30 yards (both for 1st downs) in **game 11 at NE (11/28)**...Started and grabbed 2 receptions for 23 yards (1 for a 1st down), including a *career-long 20-yarder* in the 30-10 victory in **game 10 vs. Dal. (11/21)**...Started and hauled in 2 receptions for 21 yards (both for 1st downs) in the 20-17 OT win in **game 9 at NYJ (11/14)**...Subbed and hauled in 5 receptions for 26 yards, including his *1st-career TD* – 7 yards – (on 3rd-and-5 in the 4th quarter) in **game 7 at Phi. (10/31)**...Earned his *1st-career start* (Ravens started in a 3-TE set), in his 1st action in a Ravens' uniform in **game 1 at Cle. (9/12)**...Posted his *1st-career reception* against the Browns and finished with 2 catches for 18 yards (1 was for a 1st down)...Wilcox also had a ST tackle against the Browns.



DANIEL WILCOX 83

2003: (with Tampa Bay) Saw action in 2 games with the Buccaneers in 2003, recording 1 ST tackle...Was inactive in 2 regular season games and 3 postseason games.

2002: (with New York Jets) Inactive for 9 of 10 games in 2001 while with the Jets, seeing action in 1 game...Originally joined the team as an undrafted free agent on 4/26.

COLLEGE, PERSONAL: Selected 1st-team All-Southern Conference as a senior at Appalachian State...Finished with 46 receptions for 740 yards and 7 TDs...Had career game against Troy State, catching 10 passes for 106 yards and 1 TD...Moved from WR to TE as a senior...Attended Georgia Military Academy...Majored in communications and advertisement with a minor in psychology...One of the most active Ravens in the community, Wilcox was a frequent visitor to schools throughout the season...He spoke to students at Living Classrooms, Sharp Leadenhall Elementary, Carter G. Woodson and Youth in Transitions and was a presenter in 3 Ravens R.I.S.E. Assemblies in 2004 (Long Reach, Lake Clifton and Fairmount-Harford)...Participated in several Gatorade Junior Training Camps, including 1 at the NFL FLAG Regional Tournament hosted by the Ravens...Joined teammates at the Goodwill Gridiron Halloween Party and worked with volunteers and teammates for Sandtown Habitat for Humanity in Oct. and Nov. '04...Wilcox was on hand at the NFL/United Way Hometown Huddle to help present the keys to new homeowner, Robin Edwards...Held a clothing/coat drive in Dec. '04, in conjunction with a signing at the Dugout Zone and donated all items to Paul's Place Outreach Center...Joined teammates at the ESPNZone Holiday Party for Police Athletic League members in Dec. '04 and participated in a blood drive at Good Samaritan Hospital, thanking donors for their efforts...In July '05, Wilcox instructed at former teammate Darnell Dinkins Football Camp, a free 1-day football clinic and educational workshop for high school student-athletes...Was a consistent speaker in the Ravens R.I.S.E. Assembly series in 2005...Wilcox spoke at all 7 assemblies, and invited teammates to join him in teaching middle and high school students how to Realize, Improve, Share and Expand (R.I.S.E.) their talents...In Oct. '05, spoke to the entire middle school of Steuart Hill Academy...In Nov. '05, participated in Football 101, an annual event for women, which teaches basic football skills...Joined Dinkins in distributing over 100 Thanksgiving baskets to residents of Pigtown, a southwest Baltimore neighborhood...Joined Ed Reed in providing 40 families of Booker T. Washington Middle School students with the necessary items to dine in their own home for Thanksgiving...In Dec. '05, Wilcox joined Reed and Dick's Sporting Goods as personal shoppers to the 16 young men of Aunt Hattie's Place...Reed and Dick's provided the boys with \$250 gift certificates...Was 1 of several Ravens personal shopping partners to 100 children as part of teammates Derrick Mason and Samari Rolle's inaugural Holiday Helpers event...Joined teammates to serve as personal shoppers for 50 Baltimore youth, who received 150 gift certificates from Wal-Mart...In Jan. '06, Wilcox established his charitable foundation called **Empowerment M.I.N.D.S** (Motivating and Inspiring Neighborhoods Determined to Succeed)...The foundation's mission is to empower youth to hold leadership positions in the community...Full name: Daniel Jabari Wilcox.

**2005
Game-by-Game
Ravens**

Date/Opp.	Receiving					Rushing				
	Rec.	Yds	Avg.	LG	TDs	No.	Yds	Avg.	LG	TDs
9/11 vs. Ind.	8	78	9.8	17t	1	0	0	0.0	0	0
9/18 @ Ten.	0	0	0.0	0	0	0	0	0.0	0	0
10/2 vs. NYJ	1	10	10.0	10	0	0	0	0.0	0	0
10/9 @ Det.	0	0	0.0	0	0	0	0	0.0	0	0
10/16 vs. Cle.	1	2	2.0	2	0	0	0	0.0	0	0
10/23 @ Chi.	2	8	4.0	5	0	0	0	0.0	0	0
10/31 @ Pit.	3	17	5.7	7	0	0	0	0.0	0	0
11/6 vs. Cin.	2	16	8.0	9	0	0	0	0.0	0	0
11/13 @ Jax.	0	0	0.0	0	0	0	0	0.0	0	0
11/20 vs. Pit.	0	0	0.0	0	0	0	0	0.0	0	0
11/27 @ Cin.	1	9	9.0	9	0	0	0	0.0	0	0
12/4 vs. Hou.	0	0	0.0	0	0	0	0	0.0	0	0
12/11 @ Den.	2	14	7.0	7	0	0	0	0.0	0	0
12/19 vs. GB	INACTIVE - ANKLE									
12/25 vs. Min.	INACTIVE - ANKLE									
1/1/06 @ Cle.	INJURED RESERVE - ANKLE									
Totals	20	154	7.7	17t	1	0	0	0.0	0	0

**2004
Game-by-Game
Ravens**

Date/Opp.	Receiving					Rushing				
	Rec.	Yds	Avg.	LG	TDs	No.	Yds	Avg.	LG	TDs
9/12 @ Cle.	2	18	9.0	13	0	0	0	0.0	0	0
9/19 vs. Pft.	1	4	4.0	4	0	0	0	0.0	0	0
9/26 @ Cin.	0	0	0.0	0	0	0	0	0.0	0	0
10/4 vs. KC	0	0	0.0	0	0	0	0	0.0	0	0
10/10 @ Was.	2	9	4.5	7	0	0	0	0.0	0	0
10/24 vs. Buf.	1	7	7.0	7	0	0	0	0.0	0	0
10/31 @ Phi.	5	26	5.2	7	1	0	0	0.0	0	0
11/7 vs. Cle.	2	9	4.5	5	0	0	0	0.0	0	0
11/14 @ NYJ	2	21	10.5	12	0	0	0	0.0	0	0
11/21 vs. Dal.	2	23	11.5	20	0	0	0	0.0	0	0
11/28 @ NE	2	30	15.0	20	0	0	0	0.0	0	0
12/5 vs. Cin.	0	0	0.0	0	0	0	0	0.0	0	0
12/12 vs. NYG	0	0	0.0	0	0	0	0	0.0	0	0
12/19 @ Ind.	0	0	0.0	0	0	0	0	0.0	0	0
12/26 @ Pit.	0	0	0.0	0	0	0	0	0.0	0	0
1/2/05 vs. Mia.	6	72	12.0	17	0	0	0	0.0	0	0
Totals	25	219	8.8	20	1	0	0	0.0	0	0

DANIEL WILCOX

DANIEL WILCOX 83

REGULAR SEASON

RECEIVING

Year	Team	GP	GS	No.	Yds.	Avg.	LG	TD
2002	NY Jets	1	0	0	0	0.0	0	0
2003	Tampa Bay	2	0	0	0	0.0	0	0
2004	Baltimore	16	5	25	219	8.8	20	1
2005	Baltimore	13	3	20	154	7.7	17t	1
Totals		29	8	45	373	8.3	20	2

SPECIAL TEAMS TACKLES (27): 2003 (1); 2004 (8); 2005 (18)

CAREER SINGLE-GAME HIGHS (regular season)

Receptions:

8 (9/11/05 vs. Ind.)

Yardage:

78 (9/11/05 vs. Ind.)

Long Gain:

20 2 times (last: 11/28/04 at NE)

Touchdowns:

1 2 times (last: 9/11/05 vs. Ind.)

DANIEL WILCOX

TOP 10 RAVENS OFFENSIVE/DEFENSIVE GAMES

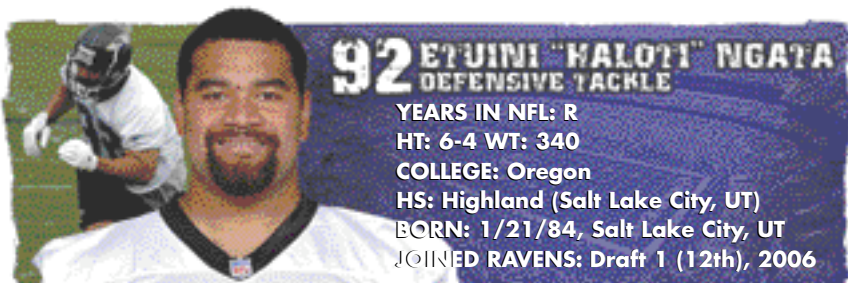
TOTAL NET YARDS - REGULAR AND POSTSEASON

DEFENSIVE

RANK	YARDS	RUSH	PASS	DATE	OPPONENT
1.	94	4	90	9/3/00	at Pittsburgh
2.	107	52	55	10/10/04	at Washington
3.	112	28	84	11/26/00	Cleveland
4.	128	64	64	12/10/00	San Diego
5.	132	47	85	11/14/99	at Jacksonville
6.	151	49	102	1/2/00	at New England
7.	152	66	86	1/28/01	at NY Giants (SB XXXV)
	152	28	124	10/2/05	New York Jets
8.	170	56	114	11/7/99	at Cleveland
9.	174	44	130	11/5/00	at Cincinnati
10.	175	60	115	9/14/03	Cleveland

OFFENSIVE

RANK	YARDS	RUSH	PASS	DATE	OPPONENT
1.	479	250	229	11/19/00	Dallas
2.	478	74	404	10/27/96	St. Louis (OT)
3.	463	133	330	10/6/96	New England
4.	461	247	214	11/26/00	Cleveland
5.	460	104	356	11/24/96	Jacksonville (OT)
6.	447	159	288	11/2/97	at NY Jets (OT)
	447	116	331	12/5/99	Tennessee
8.	435	182	253	12/19/05	Green Bay
9.	426	150	276	11/23/03	Seattle (OT)
10.	422	114	308	12/29/02	at Pittsburgh



PRO: Haloti Ngata was picked with the 12th overall selection in the 1st round of the 2006 NFL Draft...Baltimore traded its 13th overall pick and a 6th-round selection (181st overall) to the Cleveland Browns for the 12th overall pick...“Ngata was a player that Eric (DeCosta) gave me exposure to last fall and I kind of got an affection for him at that point,” said GM Ozzie Newsome. “It was interesting when we interviewed him at the combine. He came across as a guy that was very well-spoken and mature. He’s a big man that can move. I like Eric’s description calling him a ‘block of granite.’ Our ability to stop the run has improved immensely by getting a player of his stature. He’s still growing, and we think he has a big-time upside.”...Ngata was the 2nd player in franchise history to be tabbed out of Oregon – WR Patrick Johnson, 2nd round (42nd overall) in 1998...Ngata’s teammate, WR Demetrius Williams, was taken by the Ravens in the 4th round in 2006.

COLLEGE: Wide-bodied defensive playmaker who combines superior lower body strength with good hand placement...Entered the draft following an award-filled junior season...*Consensus All-American 1st-team* selection as a junior, and the 1st at Oregon since DB Mel Renfro in 1962...Compiled 151 tackles (83 solo), 24.5 TFL, 10 sacks (-64 yards), 7 PD, 3 FFs and 1 FR in 36 career games (29 starts) at Oregon...Also holds the school record with 7 blocked kicks (3 FGAs, 3 PATs and 1 punt)...Was a finalist for the Outland Trophy (best collegiate interior lineman) and the Bronko Nagurski award (best college defensive player) as a junior.

2005: Consensus All-American honors from the *Associated Press*, *NFL Draft Report*, *Football Writers Association of America*, Walter Camp Football Foundation, Sports Illustrated and ESPN.com as a redshirt junior...Was also a unanimous *All-Pac 10 Conference 1st-team selection* and was a finalist for the Outland Trophy (nation’s best interior lineman) and the Bronko Nagurski award (best college defensive player)...*Named the Pac 10 co-Defensive Player of the Year and was the recipient of the Morris Trophy (Pac 10’s top defensive lineman)*...Posted 61 tackles (32 solo), 3 sacks (-20 yards) and 9 TFL...Also had 5 PD, 2 blocked kicks (1 FGA and 1 punt), 1 FF and 1 FR.

2004: Although he didn’t regain full strength from an ‘03 knee injury until midway through the season, finished the year with a flurry to earn *2nd-team All-Pac 10 conference* honors as a redshirt sophomore...Saw action in 11 games, starting 9 and finished as the team’s 5th-leading tackler, posting 46 tackles (31 solo), 3.5 sacks (-13 yards) and 8.5 TFL...Also credited with 3.5 sacks (-24 yards), 2 FFs and 2 blocked kicks (1 PAT and 1 FGA)...Best game came against Arizona, when he posted a career-high 8 tackles, including 3 TFL.

2003: Suffered a season-ending knee injury in the opening quarter of the season opener at Mississippi State.

2002: *Freshman All-American 1st-team selection*, as well as earning *All-Pac 10 honorable mention* honors...Named the recipient of the Len Casanova Award as the team’s top newcomer...Saw action in 12 games after missing the season opener, and moved into the starting lineup in the season’s 5th game...Finished the season 2nd on the DL in tackles with 44 stops (20 solo) with 3.5 sacks (-31 yards) and 7 TFL...Ngata also had 2 PD and blocked 3 kicks (2 PATs and 1 FGA)...Finished the year with a season-high 7 tackles against Oregon State.

HIGH SCHOOL, PERSONAL: Attended Highland (St. Lake City, UT) HS, starting his last 3

HALOTI NGATA 92


years...Rated as the top defensive player in the nation by *Super Prep* and *PrepStar*, as well as the best interior lineman in the country by Student Sports...Named the 2001 Utah Gatorade Player of the Year, as he recorded over 100 tackles and 30 sacks as a senior...Led his team to the state quarterfinals as a senior, following a 12-2 record and a berth in the State Championship as a junior...Named his team's captain and earned his team's Defensive Lineman of the Year award in 2001 as an offensive guard...Name is pronounced: ha-LOW-tee Na-ta...Full Name: Etuini Haloti Ngata.

DEFENSIVE STATISTICS

OREGON

Year	TT	Solo	AS	Sacks	FF	FR	TDs	INTs	TDs	PD
2002	44	20	24	3.5-21	0	0	0	0-0	0	2
2003	0	0	0	0-0	0	0	0	0-0	0	0
2004	46	31	15	3.5-13	2	0	0	0-0	0	0
2005	61	32	29	3-20	1	1	0	0-0	0	5
Totals	151	83	68	10-54	3	1	0	0-0	0	7

ADDITIONAL STATISTICS: Blocked 2 PATs, and 1 FG in 2002...Blocked 1 PAT and 1 FG in 2004 and blocked 1 FG and 1 punt in 2005.



65 CHRIS CHESTER
CENTER, GUARD

YEARS IN NFL: R
HT: 6-3 WT: 305
COLLEGE: Oklahoma
HS: Tustin (CA)
BORN: 1/12/83, Tustin, CA
JOINED RAVENS: Draft 2 (56th), 2006

PRO: Chris Chester was the 56th selection (2nd round) of the 2006 NFL Draft...Said Eric DeCosta, Ravens director of college scouting on Chester: "He's probably one of the best athletes on the offensive line to come out in the last 5 years. There are probably some guys that are similar, but he's pretty gifted. He's a guy that we think has a tremendous upside at the guard/center position. He can bend his knees and move his feet. He's very good in space."...Chester is the 6th Raven to be drafted out of Oklahoma (WR Mark Clayton, 1st round, and LB Dan Cody, 2nd round, in the 2005 draft; TE Trent Smith, 7th round in 2003; DT Martin Chase, 5th round and T Sammy Williams, 6th round in the 1998 draft)...Played TE for the Sooners until his senior year.

COLLEGE: Found a home on the OL as a senior...Came to the Sooner program as a 220-pound TE, adding over 60 pounds...Gained weight by eating peanut butter and jelly sandwiches and drinking chocolate protein shakes...Has superior athletic ability among most collegiate down linemen...Redshirted as a freshman in 2001...Appeared in 7 games as a reserve TE in 2002...Sidelined by a knee injury for 5 games in 2003.

2005: Moved to the OL...Appeared in 9 games, starting 4 at RG and 3 at center...Collected 25 knockdown blocks for a Sooner offense that averaged 355.1 yards per game...Played on 398 snaps...Posted 5 TD-resulting blocks.

CHRIS CHESTER 65

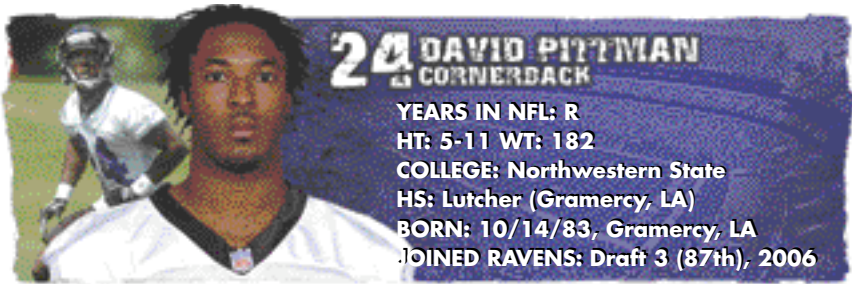
2004: Used mostly on special teams...Saw minimal action in 2 games.

2003: Appeared in 9 games as a reserve TE...Only stats came on special teams, making 1 tackle.

2002: Played in 7 games as a reserve TE, catching 2 passes for 25 yards (12.5 avg.) and a TD...Caught a 4th-quarter, 14-yard TD pass off a FG at Missouri to give the Sooners a come-from-behind victory...Posted an 11-yard catch vs. Texas Tech.

2001: Redshirted as a freshman.

HIGH SCHOOL, PERSONAL: Two-time Golden West All-League and 1st-team All Orange County selection by the *Los Angeles Times*...Chester was rated the 8th-best TE in the nation by *Rivals.com* during his senior year at Tustin (CA) HS...Gained 815 yards with 11 TDs receiving as a senior, and rushed for 450 yards and 5 scores...Competed as a DE, earning League Defensive Player of the Year honors...Was also an accomplished basketball player and discus thrower...Bench pressed 225 pounds 27 times at the 2006 NFL combine...Political science major at Oklahoma...Chris and his wife, Kirbie, have a 6-month old son, Sean Hendrix...Full name is: Christopher Sean Chester.



PRO: David Pittman was selected 87th overall in the 3rd round of the 2006 NFL Draft...The pick was acquired in a draft-day trade with the New York Giants...The Ravens traded their 44th-overall selection for the Giants' 56th- and 87th-overall picks. "David Pittman is a guy at the Senior Bowl, against the top receivers in the country, and everybody was asking, 'Who's that guy in the blue helmet?'" said Ravens director of college scouting Eric DeCosta. "He stood out against the best players in the country...He blew us away with his interview and his personality. He's a really motivated and smart kid. He's got a chance to play immediately at this level."

COLLEGE: Steady and smooth, Pittman was a 4-year starter as a cover corner for Northwestern State, helping the Demons to a 28-19 overall record, 2 I-AA playoff berths and the 2004 Southland Conference championship...*Was the only Division I-AA DB to receive an invitation to the Senior Bowl*...Pittman had 4 defensive TDs in his college career (3 INT returns and 1 blocked FGA return) and also blocked 2 kicks...He played in 43 career games, tallying 147 total tackles (108 solo), 11 INTs, 26 PD, 2 FFs and 2 FRs.

2005: Named 1st-team I-AA All-American by the *Sports XChange*...A Sports Network preseason All-America...Was an *All-Southland Conference 1st-team* and *All-Louisiana 1st-team selection*...Pittman shut down some of the top wideouts in I-AA, including 2 preseason All-Americans...Played in 10 games (7 starts), totaling 36 tackles, an INT, a FF and 9 PD as a senior...His INT came inside the 10-yard line to thwart a potential game-winning drive by Division I-A Louisiana-Monroe late in the Demons' 27-23 win...Followed up by forcing a fumble on Louisiana-Monroe's final drive with 1:19 remaining, giving NSU the ball at midfield and clinching the victory...Began the season on *The Sports Network's* 16-man watch list for the Buck Buchanan Award given to the top defensive player in Division I-AA, but was dropped due to his modest stats, which stemmed from opposing teams avoiding him.

DAVID PITTMAN 24

2004: Was an *All-Southland Conference 1st-team selection*...Named All-Louisiana 2nd-team...Limited to 8 games (2 starts) due to injury, but still led the Demons in INTs with 5 (136 yards), including a 57-yard INT return for a TD in win at Stephen F. Austin, and was 2nd on the team in PD with 10...Totaled 28 tackles (21 solo)...Had 7 tackles, 0.5 TFL (minus-1), a PD and 2 INTs in the win at Jackson State...Had 5 tackles and a PD in the win over Appalachian State...Earned LSWA Defensive Player of the Week honors for his performance in the win at Stephen F. Austin: 5 tackles, 3 PD, and 2 INTs, including the 57-yard TD...Had 5 tackles and 2 PD in playoff game at Montana.

2003: All-SLC 2nd-team...Played in all 12 games, starting 1...Led the Demons with 4 INTs, returning them for 118 yards, including a 69-yard TD on the final play of the 1st half against Southeastern Louisiana...The pick was 1 of a Division I-AA-record 4 INT returns for TDs by the Demons against SLU in a 87-27 blowout...Pittman later scored another TD on a 62-yard return of a blocked 3rd-quarter FGA...Earned SLC Defensive Player of the Week honors for his performance...His 55 tackles ranked 6th on the team...Recovered 2 fumbles...Tallied 6 tackles vs. Delaware State in the near-shutout win...Compiled 8 tackles and 2 PD in the Demons' victory at Division I-A Louisiana-Monroe...Had 5 tackles, 1 FF and 1 FR at Northern Iowa...Blocked a punt vs. Oklahoma Panhandle...Had an INT in a rout over Texas State...Racked up 5 tackles, blocked a FG, and had 1 INT at Sam Houston State...Had 7 tackles and a PD vs. Stephen F. Austin...Was 3rd on team with 7 PD, as teams began throwing away from him, limiting his opportunities.

2002: Played in 12 games (1 start)...Had a 41-yard INT return for a TD and 6 PD in his rookie campaign...His TD came against SW Texas to open a 23-7 lead in a 40-27 win...Tallied 4 tackles vs. Elon in a 47-20 win and 4 more in the win at Nicholls State.

2001: Redshirted as a freshman.

HIGH SCHOOL, PERSONAL: Pittman was an All-District selection at Lutchter (LA) HS...Has 4 cousins who have played college sports: current LSU DE Kirsten Pittman, former Florida DT Thomas Pittman, former Southern Mississippi WR Kenneth Johnson and former Southern baseball player Damian Ursine...Thomas played in the NFL for the Cleveland Browns (2003), while Johnson played for the Bossier/Shreveport Battlewings in AF2 arena football, and Ursine is playing in the Cincinnati Reds' minor league system...Pittman was a 2-sport star at Northwestern St., competing in track and field from 2002-04...Earned his business administration degree...His nickname is "Pitt"...Full name: David Earl Pittman.

DEFENSIVE STATISTICS

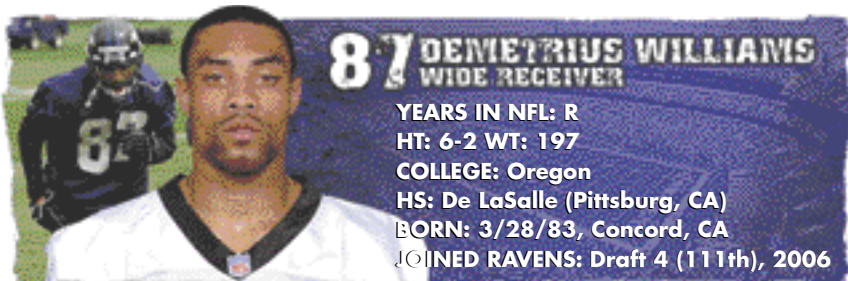
NORTHWESTERN STATE

Year	TT	Solo	AS	Sacks	FF	FR	TDs	INTs	TDs	PD
2001	REDSHIRTED									
2002	28	21	7	0-0	0	0	0	1-41	1	6
2003	55	37	18	0-0	1	2	1	4-118	1	7
2004	28	21	7	0-0	0	0	0	5-136	1	10
2005	36	29	7	0-0	1	0	0	1-3	0	9
Totals	147	108	39	0-0	2	2	1	11-298	3	32

ADDITIONAL STATISTICS: Blocked 2 FGs, returning 1 for a TD in 2003.

DID YOU KNOW?

The Ravens have drafted more players (6) from Oklahoma than any other college in their 10-year existence. Over the past 2 drafts alone, Baltimore has taken 3 Sooner players: WR Mark Clayton (22nd overall) and LB/DE Dan Cody (53rd overall) in 2005, and C/G Chris Chester (56th overall) in 2006. Miami (FL) is 2nd, with 4 players drafted by the Ravens.



YEARS IN NFL: R

HT: 6-2 WT: 197

COLLEGE: Oregon

HS: De LaSalle (Pittsburg, CA)

BORN: 3/28/83, Concord, CA

JOINED RAVENS: Draft 4 (111th), 2006

PRO: Demetrius Williams was the 111th selection (4th round) of the 2006 NFL Draft...“Two years ago (when Demetrius was a sophomore), we were studying (Oregon senior WR) Sammy Parker when I would ask, “Who is that guy?”” general manager/executive vice president Ozzie Newsome said. “He struggled a little bit as a junior, but bounced back as a senior and had a very productive year. I think it’s going to be very hard to keep him off the field this year, even though he’s competing with (veteran WRs) Clarence Moore and Devard Darling for the 3rd WR spot.”...Williams was the 2nd player drafted out of Oregon by Baltimore in 2006 (DT Haloti Ngata – 1st round, 12th overall) and 3rd Raven overall to be selected from the university (WR Patrick Johnson – 2nd round in 1998)...A strong vertical threat, Williams’ presence will help the Ravens to stretch the field in their passing game.

COLLEGE: Playing in 45 career games with 28 starts, Williams is 1 of the most accomplished WRs in Oregon history...He was a *2nd-team All-Pac 10* selection (*NFL Draft Report*) as a senior...He also stands among the elite on the school’s all-time receiving charts - his 162 career receptions tie for 3rd in school annals, and his 2,660 yards are 4th all time...*Williams’ 11 games with 100 or more yards receiving is an Oregon record*...He posted 20 career TD catches, good for 4th all time.

2005: *All-Pac 10 Conference 2nd-team* selection by *The NFL Draft Report* his senior season...Played in 13 games (starting 7)...Williams posted 59 receptions for 1,059 yards (17.9 ypc) and 10 TDs...The 1,059 yards were the 22nd-most in the nation and good for 4th on the school’s single-season records list...His 10 scoring grabs tied Bobby Moore (Ahmad Rashad) and Tony Hartley’s school record from 1969 and 1999, respectively...Impressively, 39 of Williams’ catches earned 1st downs, as 15 of those grabs occurred on 3rd-down plays...Fifteen of his 50 receptions earn 20 or more yards, including his longest of the season, a 61-yarder...Falling just short of the season record of 5 games, Williams tallied 100 yards in 4 separate contests...His best performance came in the season opener at Houston (9/1) when he totaled 9 catches for 133 yards (11.8 avg.) and 1 TD...At Stanford (10/1), he netted a season-high 168 yards on 6 receptions to lead Oregon to victory...Williams also posted 2-TD performances in wins against Fresno State (9/17) and Washington (10/15).

2004: Played in 9 games (8 starts) and led the Ducks with a team-high 47 receptions for 593 yards (12.6 avg.) and 2 TDs...Impressively, 21 of his grabs netted 1st downs, including converting 8 3rd-down plays...Williams had 7 receptions for 20 yards or longer, and also racked up 100-yard receiving days against Indiana, Washington State and Arizona...His 12 receptions against WSU (10/9) were the 2nd-most single-game catches by a player in Oregon history.

2003: In a huge breakout year for the Ducks, Williams started all 13 games at WR...He finished his sophomore campaign ranking 2nd on the team with 51 catches for 935 yards (18.3 avg.) and 8 TDs...Williams posted at least 100 yards receiving in 4 separate contests...Also added 2 rushes for 12 yards.

2002: Played in 11 games, seeing mostly time on special teams and reserve action at WR...Totaled 5 receptions for 73 yards (14.6 avg.), with a long grab of 32 yards against Portland State...His top game came against Stanford when he registered 3 catches for 35 yards.

2001: Redshirted as a true freshman.

DEMETRIUS WILLIAMS 87

HIGH SCHOOL, PERSONAL: Attended famous football powerhouse De La Salle (Concord, CA) HS, where he was a 2-year starter at WR and CB...Was a *Super Prep* All-American pick his senior season...Also named 1 of the top 4 seniors in the Bay Area by the *Contra Costa Times* and 1 of the top 22 prospects in the West by the *Las Vegas Sun*...As a senior, he reeled in 34 catches for 829 yards and 15 TDs, and added 1 punt return for a TD...Majored in sociology at Oregon...Full name: Demetrius Terrell Williams.


OFFENSIVE STATISTICS

RECEIVING

Year	School	GP	GS	No	Yds	Avg	Lg	TD
2002	Oregon	11	0	5	73	14.6	32	0
2003	Oregon	13	13	51	935	18.3	86	8
2004	Oregon	9	8	47	593	12.6	59	2
2005	Oregon	12	7	59	1,059	17.9	61	10
Totals		45	28	162	2,660	16.7	86	20

RUSHING

Year	School	GP	GS	No.	Yards	Avg.	LG	TD
2002	Oregon	11	0	0	0	0	0	0
2003	Oregon	13	13	2	12	6.0	6	0
2004	Oregon	9	8	1	6	6.6	6	0
2005	Oregon	12	7	9	58	6.4	22	1
Totals		45	28	12	76	6.3	22	1



30 P.J. DANIELS
RUNNING BACK

YEARS IN NFL: R
HT: 5-10 WT: 214
COLLEGE: Georgia Tech
HS: Elsik (Houston, TX)
BORN: 12/21/82, Houston, TX
JOINED RAVENS: Draft 4 (132nd), 2006

PRO: P.J. Daniels was picked with the 132nd overall selection in the 4th round of the 2006 NFL Draft, which was 1 of the Ravens' 4 compensatory picks... "I'm always looking for someone that's a tackle-breaker and a guy that's going to run downhill," said GM Ozzie Newsome. "P.J. brings that. As it was noted by Mike Golic, he's a guy that walked on at Georgia Tech, so you can see the type of commitment that he has. He's ready to come to Baltimore and show us that he belongs."...Daniels was the 2nd player in franchise history to be tabbed out of Georgia Tech - LB Ron Rogers, 6th round (154th overall) in 1998...His college teammate, S Dawan Landry, was drafted by the Ravens in the 5th round by Baltimore in 2006.

COLLEGE: *Two-time All-ACC* tailback (*1st team in 2003 and 2nd-team in 2005*), who finished his career as the 4th-leading rusher in Georgia Tech history...Daniels is a former college walk-on who earned a scholarship following the 2002 season...Finished his career ranked 3rd in Georgia Tech history with 23 rushing TDs...Finished his career with 3,912 all-purpose yards, ranking him 5th on the Yellow Jackets' list...Also ranks 2nd in school history with 16 100-yard rushing games...Saw action in 44 games, starting 29 at Tech, and finished with 3,340 yards rushing on 707 carries (4.7 avg.)...Also pulled in 56 passes for 369 yards and 3 TDs in his college career...Daniels added 11 KO returns for 234

P.J. DANIELS 30

yards, with a long of 59 for Georgia Tech...Earned All-Atlantic Coast Conference 1st-team honors as a sophomore when he led the ACC and had the 4th-best season in school history with 1,447 rushing yards on 283 carries (5.1 avg.) and a **career-high 10 TDs**...Daniels also pulled in 19 passes for 88 yards and 1 TD as a sophomore.

2005: Earned 2nd-team All-Atlantic Coast Conference honors as a senior...Started 10 games and amassed 1,104 all-purpose yards, averaging 100.4 yards per game, good for 5th in the conference...Led the team with 198 carries for 930 yards and 3 TDs and finished as Tech's 3rd-leading receiver with 21 receptions for 174 yards...Was 2nd in the ACC with 84.6 rushing yards per game...Only fumbled the ball 1 time in 219 carries...Ran for over 100 yards in 6 games, including the 1st 3 contests of the season...Capped his career with 109 yards versus Utah in the Emerald Bowl, his 3rd-straight 100-yard bowl game.

2004: Played in 8 games, starting 7 as a junior...Gained 727 all-purpose yards and scored 54 points...Rushed for over 100 yards in 4 games, as he averaged 89.2 rushing yards per game and carried the ball 154 times for 714 yards and 8 TDs...Also pulled in 11 receptions for 50 yards and a TD...Daniels also threw a pass for 13 yards and a TD...Opened the season with 169 yards rushing and 193 all-purpose yards against Samford; scored 3 TDs on runs of 46 yards and 1 yard and a 25-yard reception...Finished 2004 with a 119-yard effort in Tech's win over Syracuse in the Champs Sports Bowl, scoring 2 TDs against the Orange and also caught 4 passes.

2003: Named to *the All-ACC 1st-team* and gained 1,535 all-purpose yards, the 9th-best season total in school history, and ran for over 100 yards in 6 games...Became the 3rd Yellow Jacket to lead the league in rushing (Jerry Mays – 1989 and Rovert Lavette – 1982) as he rushed for a **career-high 1,447 yards (5.1 avg.) and 10 TDs** as a sophomore...His 1,447 yards rank 4th in ACC history...He also finished 4th on the squad with 19 receptions for 88 yards and a TD...Averaged 22 carries per game, setting a Tech record with 283 attempts...Put an exclamation point on his season with 307 yards rushing and 4 TDs, which ranks as the 3rd-best rushing performance in school history...Daniels' effort also ranks as the 3rd-best rushing day in ACC history and set an **NCAA record for rushing yards in a bowl game**...Also tied the Tech record with 4 TDs, as he was named to *ESPN.com's* "All-Bowl" team.

2002: Played for Georgia Tech without a scholarship...Was awarded a scholarship following the season...Posted 546 all-purpose yards as a sophomore...Finished as Tech's 4th-leading rusher with 255 yards with 2 TDs on 72 carries (3.5 avg.)...Also pulled in 5 receptions for 57 yards (11.4 avg.) and returned 11 KO's for 234 yards (21.3 avg.) as a redshirt freshman...Named ACC Rookie of the Week for his performance in Tech's win over Virginia when he rushed for 95 yards on 21 carries against the Cavaliers, including a 1-yard TD run, while catching 2 passes for 17 yards.

2001: Redshirted after making the team as a walk-on.

HIGH SCHOOL, PERSONAL: Attended Elsik (Houston, TX) HS, where he lettered 4 times and was named the team MVP as a senior...Rushed for 1,600 yards and played in the Houston North-South All-Star game as a senior...Majored in management at Georgia Tech...Was named to the 2003 and 2004 All-Academic football team and the 2003-04 ACC academic honor roll...Full name: Prince Ahadzje Daniels, Jr.

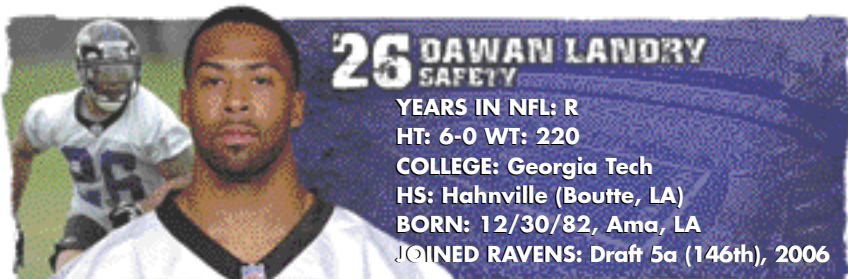
OFFENSIVE STATISTICS

RUSHING

RECEIVING

Year	School	GP	GS	No.	Yards	Avg.	LG	TD	No.	Yards	Avg.	LG	TD
2002	Ga. Tech	12	0	72	255	3.5	25	2	5	57	11.4	19	0
2003	Ga. Tech	13	12	283	1,447	5.1	61	10	19	88	4.6	18	1
2004	Ga. Tech	8	7	154	714	4.6	46	8	11	50	4.5	25	1
2005	Ga. Tech	11	10	198	930	4.7	51	3	21	174	8.3	20	1
Totals		44	29	707	3,346	4.7	61	23	56	369	6.6	25	3

ADDITIONAL STATISTICS: Daniels also returned 11 KO's for 234 yards (21.3 avg.), with a long of 59; was 1-of-2 passing for 13 yards and a TD.



26 DAWAN LANDRY
SAFETY

YEARS IN NFL: R
HT: 6-0 WT: 220
COLLEGE: Georgia Tech
HS: Hahnville (Boutte, LA)
BORN: 12/30/82, Ama, LA
JOINED RAVENS: Draft 5a (146th), 2006

PRO: Landry was the 146th selection (5th round) of the 2006 NFL Draft...He was the 1st of 2 selections in the 5th round with TE Quinn Sypniewski taken 166th overall...Landry was also the 2nd player taken by Baltimore from Georgia Tech in 2006 (RB P.J. Daniels was selected with the Ravens' 2nd pick in the 4th round at the 132nd overall spot)...Baltimore had not selected a Tech player since 1998 when it chose LB Ron Rogers in the 6th round (164th)...“Dawan is going to be given every opportunity to be our starting safety,” said Ozzie Newsome, Ravens general manager and executive vice president.

COLLEGE: The *All-Atlantic Coast Conference 2nd-team* FS was originally recruited as a QB, but moved to the secondary during 2002 spring drills...Started 37 of 50 games...Landry closed out his career with 250 tackles, the 3rd-highest total in school history for a DB...He posted 141 solo tackles and 3 sacks (-28 yards), plus 20.5 TFL (-88 yards)...Landry also posted 1 FF and 4 FRs...He gained 38 yards on 7 INT returns and 9 PD...Spent his sophomore and junior seasons at SS before moving to FS as a senior.

2005: All-Atlantic Coast Conference 2nd-team selection...Shifted to FS, helping Tech rank in the Top 25 nationally in total defense (22nd), rushing defense (13th), pass efficiency defense (23rd), scoring defense (23rd), INTs (6th), turnover margin (16T), and takeaways (16T)...He ranked 5th in the ACC with 4 INTs for 12 yards in returns.

2004: Started all year at SS...Ranked 3rd on team with 81 tackles (45 solo)...Had 3 sacks (-28 yards) and 10 TFL (-49 yards)...Caused 1 fumble and had 2 PD...Also had 1 INT...Part of a unit that ranked 12th in the nation in total defense, 13th against the rush, 21st in points allowed and 21st in pass efficiency defense.

2003: Moved to the starting lineup at SS...Finished 4th on the team with a career-high 85 tackles (41 solo)...Had 6 TFL (-10 yards) and 2 FRs...Deflected 2 passes and grabbed 2 INTs for 28 return yards.

2002: Played every game on special teams, posting 8 tackles (4 solo).

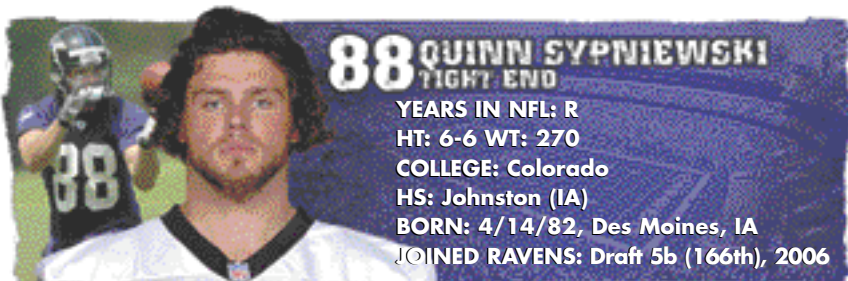
2001: Quarterbacked the Georgia Tech scout team while redshirting, but moved to defense to take advantage of his athletic abilities.

HIGH SCHOOL, PERSONAL: Named to the All-Southern team by the *Orlando Sentinel* and tabbed to Max Emfinger's Louisiana Super Elite 18 as a senior at Hahnville (Boutte, LA) HS...He was rated the 3rd-best athletic QB in the nation by Emfinger and was selected to *PrepStar's* All-Southeast Region team...Landry added All-Metro and All-River Parishes MVP honors during his final year and garnered All-State honorable mention...He passed for 1,291 yards and rushed for 1,575 yards accounting for 25 TDs, including 15 rushing and 10 passing, with only 2 INTs...Led Hahnville HS to an 11-0 regular season record before falling in the 2nd round of the playoffs his senior campaign...Added 1,950 yards passing and 795 yards rushing as a junior...Was also a standout basketball player...Graduated in December of 2005 with a degree in management from Georgia Tech...Younger brother, LeRon, is an All-Southeastern Conference FS at Louisiana State...Full name: Dawan Frank Landry.

DEFENSIVE STATISTICS

GEORGIA TECH

Year	TT	Solo	AS	INTs	FF	FR	Sacks	PD
2002	8	4	4	0	0	0	0.0-0	0
2003	85	41	44	2	0	2	0.0-0	2
2004	81	45	36	1	1	0	3.0-28	2
2005	76	51	25	4	0	2	0.0-0	5
Totals	250	141	109	7	1	4	3.0-28	9



PRO: Quinn Sypniewski was selected in the 5th round as the 166th overall pick by the Ravens in the 2006 NFL Draft... Was the 2nd of 2 (S Dawan Landry) 5th-round selections for Baltimore... "We need a point-of-attack guy, and we think Quinn can do that," said general manager Ozzie Newsome. "The interesting thing about him is that he was at Colorado for 6 years. When you look at him, he probably can grow. So even though we're starting him out at TE, if he continues to grow, he might be a guy that could be a guy like (Denver's) Matt Lepsis and move to tackle."

COLLEGE: Became the 1st player in Colorado history to receive a 6th year of eligibility when he was hampered by injuries from 2003-04 and was then granted a rare 6th-year medical hardship from the NCAA in 2005... *Holds the school career-record by appearing in 55 games*, topping the previous mark of 50 by WR Derek McCoy (2000-03)... Teamed with Joe Klopfenstein to provide the Buffaloes with a TE tandem that combined for 62 receptions for 915 yards and 9 TDs in 2005, which was the best production the Buffaloes received at that position since the tandem of Jon Embree (51 for 680 and 3 scores) and Ed Reinhardt (14 for 190, 2 TDs) totaled 65 catches for 870 yards and 5 scores during 1984.

2005: *All-Big 12 Conference honorable mention*... Listed as the most underrated prospect at his position by *The NFL Draft Report*... Played in all 13 games (7 starts), sharing the TE position with Joe Klopfenstein... Named Offensive Player of the Game vs. Texas A&M and Missouri... Finished with a career-high 29 receptions for 447 yards (15.4 avg.) and 5 TDs... Also made a pair of special teams tackles... Had 8 catches for 20 yards or longer... Of the 48 passes targeted to Sypniewski, he converted 22 of his 29 receptions for 1st downs, including 3 on 3rd-down... The Colorado coaches named him the recipient of the Tyronee "Tiger" Bussey Award for perseverance over adversity, injury or illness... Accepted invitation to participate in the Las Vegas All-American Classic All-Star Game, catching a 24-yard pass.

2004: Saw action in the 1st 3 games of the season, but was sidelined the rest of the year after a lower-leg fracture... Caught 3 passes for 28 yards (9.3 avg.) and made 2 solo tackles with a pair of knockdowns on special teams.

2003: Only appeared in the UCLA and Florida State contests, but was unable to play in any other games due to a stress fracture in his toe... Finished with 2 receptions for 9 yards, 1 in each game he appeared.

2002: Played in all 13 games, starting 7... Gained 42 yards on 6 receptions (7.0 avg.)... Caught a 2-point conversion in a crucial OT win at Missouri... Played an additional 57 plays on FG/PAT unit.

2001: Played in all 13 games, starting 2 at Oklahoma State and Oregon in the Fiesta Bowl when the Buffaloes opened in a multiple-TE set... Caught 2 passes on the year for 25 yards and a 1st down... Had 6 knockdown blocks on offense, as he was in for roughly 40 percent of the plays for the year... Also had 1 KOR for 6 yards on a short pop-up kick... He also had 1 fair catch in another situation... Registered 5 knockdown blocks in clearing the way for return men on special teams.

2000: Lined up as the 2nd-team TE throughout the season, playing all 11 games and making 2 starts the last 2 games of the year (Iowa State, Nebraska) when CU came out in a 2-TE set... Had 2 catches for 12 yards, both coming against Texas A&M in CU's 1st win of the year... Added 2 knockdown blocks on special teams duty.

HIGH SCHOOL, PERSONAL: Attended Johnston (IA) High School... Was regarded by many to be 1 of the top 2 football players in the state of Iowa... Earned All-America honors from *Prep Football Report*, *PrepStar*, *Rivals.com*, *SuperPrep* and *USA Today* (honorable mention)... Gatorade Iowa Player of the Year and earned 1st-team All-Central Iowa Metropolitan League honors... *SuperPrep* tabbed him as the best jumbo athlete in the preseason, and ranked him as the 3rd-best TE nationally following the season... Ranked 25th on the ESPN-Reebok Top 100 list... Caught 22 passes for 453 yards and a TD, and carried the ball on occasion (6 times for 30 yards) during his senior year... On defense, as a rush defensive end, he was in on 35 tackles, with 9 TFL including 6 sacks, along with 18 pressures, 2 FFs

QUINN SYPNIEWSKI 88


and a blocked punt in 1999...His best games came vs. Valley HS, when he caught a 74-yard TD pass, the longest in league play, and vs. Ankeny High, when he caught 5 passes for 95 yards...An All-League choice as a junior, he had 13 catches for 130 yards and a score on offense, while posting 6 sacks on defense...Also had 8 receptions for 86 yards and 1 TD as a sophomore (he did not play defense)...Lettered 4 times in basketball, averaging 10 points and 8 rebounds per game as a senior, earning honorable mention All-Conference accolades...Matched that with 4 letters in track, where he was ranked 1st in the state in the discus as a junior (career best throw of 173-9), and also ran the 200-meter dash (23.6 PR) and the 400-meter dash (54.0)...Honor Roll student, owning better than a 3.1 grade point average, which included several advanced courses...Graduated in May 2005 with dual degrees in journalism (news editorial) and history...Member of the show choir for 4 years in HS, participating in several shows...Taught swimming lessons and worked 2 years as a student assistant in the Colorado's athletic media relations office during his offseason...Father, George, lettered 4 years as an OLB at Drake in the early 1970s before spending 15 seasons as a football coach at Johnston HS...George is the current DL coach at Drake...Last name is pronounced sip-new-ski...Full name: Quinn Brian Sypniewski.

OFFENSIVE STATISTICS

RECEIVING

Year	School	GP	GS	No.	Yds.	Avg.	Lg	TD
2000	Colorado	11	2	2	12	6.0	7	0
2001	Colorado	13	2	2	25	12.5	18	0
2002	Colorado	13	7	6	42	7.0	18	0
2003	Colorado	2	0	2	9	4.5	5	0
2004	Colorado	3	0	3	28	9.3	23	0
2005	Colorado	13	7	29	447	15.4	64	5
Totals		55	18	44	563	12.8	64	5

ADDITIONAL STATISTICS: Kickoff returns: 1-6, 6.0 avg. (2001); 2-point conversions made: 1 (2002); Special Teams Tackles: 1 (2005)



SAM KOCH
PUNTER

YEARS IN NFL: R
HT: 6-1 **WT:** 230
COLLEGE: Nebraska
HS: Seward (NE)
BORN: 8/13/82, York, NE
JOINED RAVENS: Draft 6a (203rd), 2006

PRO: Sam Koch (pronounced COOK) was the 203rd selection (6th round) of the 2006 NFL Draft...“He’s a guy that (special teams coordinator) Frank Gansz (brought in),” director of college scouting Eric DeCosta said. “We had issued a challenge to Frank to go ahead and find a punter and find a guy that (he likes). Interestingly enough, (Koch) was not invited to the Combine. This was a guy that (Gansz) recommended. The nice thing about Sam is that he also kicks off. He’s got a good leg. He’ll compete with Leo (Araguz) for the punter position and also compete with Aaron Elling to be the kickoff guy”...Koch is the 1st-ever Raven drafted from Nebraska and the 2nd punter taken by Baltimore (Dave Zastudil – 4a, 112th overall in 2002) in franchise history.

COLLEGE: Was Nebraska’s punter in 2004-05 after solely holding KO duties for 7 games in 2003...Played in 30 career games, 23 of which came as the Huskers’ No. 1 punter...He racked up a career punting average of 44.1 yards (with 56 kicks inside the 20 and a long of 84 yards) to finish 3rd in school annals...As a senior, Koch put together the best campaign ever at his position in school history, as he *broke the single-season punting average mark with a 46.5-yard average* in

SAM KOCH 4

2005...Koch's average ranked 2nd nationally and helped Nebraska to a No. 2 national ranking in net punting (39.9 avg.)...As a senior, Koch was a semifinalist for the Ray Guy Award and earned a 1st-team All-American nod by *NationalChamps.net*...Was also a 1st-team All-Big 12 pick (*Kansas City Star*), **2nd-team All-Big 12 selection** (*San Antonio Express News*) and **honorable mention All-Conference** honoree by *The Associated Press* and Big 12 Coaches.

2005: In his senior year, Koch posted a stellar campaign by breaking Nebraska's single-season punting average with a 46.5-yard mark, placing 29 boots inside the 20 and launching a long of 84 yards...The 2005 average bested the previous record of 45.1 yards per punt by current Bengals P Kyle Larson in 2003...Finished the year ranked 2nd nationally in punting average, he guided the Huskers special teams to a No. 2 collegiate ranking in net punting (39.9 avg.)...A semifinalist for the Ray Guy Award, he earned **1st-team All-America** honors by *NationalChamps.net* and **1st-team All-Big 12** accolades (*Kansas City Star*)...Koch was also a **2nd-team all-conference** selection by the *San Antonio Express News* and an **honorable-mention All-League** choice by *The Associated Press* and the Big 12 coaches...In the Huskers' 1st 3 contests, Koch kicked 3 punts of 70 yards or more to become only the 2nd punter in school history with 3 kicks of 70 yards or more...One of his top boots on the year came on a 76-yard blast in a win over Wake Forest (9/10) when he stuck the Demon Deacons at their own 8-yard line...Against Pitt (9/17), Koch placed 5 of his 8 punts inside the Panthers' 20-yard line, and delivered a **career-long 84-yarder, the 2nd-longest punt in school history and the longest in Big 12 history**...That performance earned him Big 12 Special Teams Player of the Week...In his collegiate finale in the 2005 Alamo Bowl (12/28), Koch posted a 51.5-yard average on 8 punts against Michigan, including 5 50-plus yarders.

2004: In his initial season with punting duties for Nebraska, Koch averaged 41.3 yards on 63 punts, with a long of 65 yards while placing 27 inside the 20...Koch had 40 punts that traveled 40 yards or more...The Huskers posted a No. 16 national ranking in net punting at 38.4 yards per attempt...He connected on at least 1 punt of 50 yards or more in 8 of 11 contests and surpassed the 48-yard barrier in every single game...He had a season-high 5 punts downed inside the 20 against Missouri (10/30).

2003: Koch backed up Kyle Larson at punter in 2003, but did not attempt a punt. He was the Huskers' KO specialist for the 2nd half of the season...Booted 18 of his 32 KOs for TBs, and in his final 6 games, opponents had just 10 returns totaling 165 yards.


2002: Koch did not see game action, but served as the backup punter.

2001: Redshirted as a freshman.

HIGH SCHOOL, PERSONAL: A versatile athlete in high school, Koch played LB, FB and TE along with taking on all his team's kicking duties...He also played soccer, basketball and baseball...A former walk-on, he received a scholarship at Nebraska before the start of the 2004 season...Earned a degree in business administration in December of 2005...He was named to the 2005 2nd-team Academic All-Big 12 squad and the 2005 Big 12 Commissioner's Spring and Fall Academic Honor Roll...He and his wife, Nikki, were married in May of 2005...The couple has 2 children, Ryan (7) and Braxtyn (2)...Name is pronounced: COOK...Full name: Sam D. Koch.

PUNTING

Year	School	GP	No	Yds	Avg	In	LG
2003	Nebraska	7	Held Kickoff Duties				
2004	Nebraska	11	63	2,600	41.3	27	65
2005	Nebraska	12	71	3,302	46.5	29	84
Totals		30	134	5,902	44.0	56	84



29 DERRICK MARTIN
CORNERBACK

YEARS IN NFL: R
HT: 5-10 **WT:** 202
COLLEGE: Wyoming
HS: Thomas Jefferson (Denver, CO)
BORN: 5/16/85, Denver, CO
JOINED RAVENS: Draft 6b (208th), 2006

PRO: Derrick Martin was selected with the 208th overall selection in the 6th round of the 2006 Draft, which was 1 of the Ravens' 4 compensatory picks... "Derrick Martin is a corner, and it's very hard to get corners on the 2nd day of the draft," said director of college scouting Eric DeCosta. "He's very, very athletic. You'll be hard-pressed to find a corner in this year's draft that tested better in Indy. He's got unbelievable feet and he's very fast. He can jump out of the building. He's very good when the play is in front. He's outstanding on special teams. He's a very good gunner. He's blocked kicks and with his size and speed, he's a tremendous value in the latter half of the 6th round."... Martin is the 1st player in Ravens franchise history to be selected out of Wyoming.

COLLEGE: Versatile DB who can play both inside and outside... Totaled 134 tackles (92 solo), 21 PD, 6 INTs (1 returned for a TD), 3 FRs, 2 FFs and 2 sacks at Wyoming... Played in 30 games, starting 24 at Wyoming... He also returned 6 KOs for 135 yards (22.5 avg.) and blocked 3 punts, returning 2 for TDs.

2005: Named *All-Mountain West honorable mention* as a junior, leading a defense that finished 1st in the conference in pass defense (207.4 ypg)... Posted 47 tackles, including 32 solo, 3.5 TFL and a sack (-6 yards)... Also had 7 PD and 3 INTs as a senior... Martin added a 26-yard KO return.

2004: Earned *All-Mountain West Conference 2nd-team honors* as a sophomore... Started all 12 games and finished 4th on the team with a *career-high 60 tackles* (43 solo), 4.5 TFL and 1 sack (-10 yards)... Martin also led the team with a career-high 17 PD and returned 5 KOs for 109 yards (21.8 avg.)... He finished 2nd on the team (9th in the MWC) with 3 INTs, which he returned 36 yards and scored on a blocked punt return (17 yards)... Martin was named the *National Defensive Player of the Week* by the Bronko Nagurski Award committee following his outstanding performance against Ole Miss on 9/25/04, as he posted a season-high 9 tackles, had a career-high 7 PD and had a spectacular, diving INT in the end zone to thwart a potentially game-tying drive by the Rebels.

2003: Had an immediate impact as a freshman, playing in 7 games, starting 4, finishing the season with 27 tackles, including 17 solo and 2 FRs... Began his collegiate career with a splash as he returned a blocked punt 6 yards for a TD in the season opener vs. Montana State... Martin also blocked a punt of his own against Oklahoma State... Broke his left hand in the 2nd game of the season at Oklahoma State, but he came back to play in the final 5 games of the season, starting 4... Posted 7 tackles in his 1st game back at San Diego State... Martin also blocked a punt vs. Oklahoma State.

HIGH SCHOOL, PERSONAL: Attended Thomas Jefferson (Denver, CO) HS... Earned All-Colorado and All-State Class 5A honors from the *Denver Post* as a senior... Also named the MVP of the Denver Prep 5A league as a senior... Led his team to the quarterfinals of the 2001 state playoffs and to the 2002 state semifinals... Compiled a 38-10 record and won 4 City Championships while playing QB and RB... As a senior, he completed 96 of 185 passes for 1,475 yards and 10 TDs, as well as rushing 138 times for 830 yards and 3 TDs... Martin also earned All-City honors and was the team captain as a point guard on the basketball team... Was part of his schools 4x100 meter relay team that placed 6th in the State Championships during his junior year... Was on the honor roll all 4 years at Thomas Jefferson, as well as being named to the Mayor's Mile High Academic Scholar squad... Also earned Renaissance Academic Scholar honors 2 years... Full name: Derrick Jerome Martin.

DEFENSIVE STATISTICS

Wyoming

Year	TT	Solo	AS	INTs	TDs	FF	FR	TDs	Sacks	PD
2003	27	17	10	0-0	0	0	2	0	0-0	0
2004	60	43	17	3-36	0	1	1	0	1-10	17
2005	47	32	15	3-13	0	1	0	0	1-6	7
Totals	134	92	42	6-49	0	2	3	0	2-16	24



98 RYAN LaCASSE LINEDACKER / DEFENSIVE END

YEARS IN NFL: R
HT: 6-2 **WT:** 257
COLLEGE: Syracuse
HS: Stoughton (MA)
BORN: 2/6/83, Stoughton, MA
JOINED RAVENS: Draft 7 (219th), 2006

PRO: Ryan LaCasse was the 219th selection (7th round) of the 2006 NFL Draft...“One of the things that we do every year is try to identify the players in the draft we call ‘30-30-30 guys’: with 30 (225-pound reps) on the bench, a 30-inch vertical or more, and 30 on the Wonderlic test,” Ravens director of college scouting Eric DeCosta said. “Every year, there are just a handful of those guys in the draft, and they usually end up being able to help you in different ways, whether they help you on special teams (or something else). Usually, they’re smart, they can run, they can tackle, they’re explosive, and Ryan was one of those guys. We’re looking at him as a DE/ILB/ILB hybrid-type player that can do a lot of things for us. He’s very, very smart, very tough and very motivated to play in the NFL.”...LaCasse is the 2nd Raven drafted from Syracuse in the last 2 years (OT Adam Terry, 2b – 64th overall, 2005).

COLLEGE: Playing in 46 career games for the Orange, LaCasse started 15 contests...Finished his career ranked 10th on Syracuse’s all-time sacks list with 16.5 (-93 yards)...Tallied 118 tackles (73 solo), 23.5 TFL (-177 yards), 17 QB pressures, 8 FR, 1 FF, 1 INT and 2 PD.

2005: Selected to the Super Sleeper Team by the 2006 *NFL Draft Report*...Garnered *1st-team All-Big East* conference honors for his senior campaign...Started all 11 games at RDE, leading the team and ranking 6th in the Big East with 9 sacks (-47 yards)...LaCasse also posted a team-high 12 TFL (-57 yards), which ranked as the 10th-most in single-season school annals...Also tallied a team-best 3 FFs, registered 7 QB pressures, 1 PD and an INT that came in the red zone...One of his top performances occurred against Buffalo (9/10), when he had a career-high 3 sacks and 3 TFL.

2004: Played in all 12 games, proving to be a strong reserve at DE and standout on special teams...Had 32 tackles (22 solo)...Ranked 2nd for the Orange with 5 sacks (-29 yards) and 7 TFL (-37 yards)...He also posted 6 QB pressures and finished 3rd in the Big East with 4 FFs.

2003: Was 1 of 39 players to participate in every game, seeing most of his action on special teams...He posted 15 tackles (7 solo), 1 QB pressure and a PD for the defense.

2002: Played in 11 games, making starts at rush-end against North Carolina, Rhode Island, Auburn and Pittsburgh...He racked up 19 tackles (14 solo) on the year, including 2.5 sacks (-17 yards) and 4.5 TFL (-23 yards)...Also had 3 QB pressures, 1 FR and 1 FF...Against North Carolina (9/7) in his 1st-career start, he recorded 4 tackles, his 1st-ever sack (-9 yards) and 1st-career FF in a tight 30-22 defeat.

2001: Redshirted as a freshman.


HIGH SCHOOL, PERSONAL: Attended Stoughton (MA) HS...Was named to Tom Lemming’ *Prep Football Report* All-East squad, the *Boston Herald* All-Hockmock League 1st-team and garnered All-Scholastic honors as a senior...Added *Boston Globe*, *Patriot Ledger* and Brockton Enterprise All-Scholastic selections...Was also a 3-time *Boston Globe* Player of the Week during his senior season...Recorded 65 tackles and 9 sacks in 2000...A versatile athlete, LaCasse also played RB and gained 1,407 yards and a division-best 28 TDs as a senior...For his career, he posted 2,609 yards and 45 TDs rushing...With another testament to his athleticism, he was the Massachusetts State champion in the 100-meter dash and New England Champion in the 100 (10.5 seconds) his senior year...Finished 2nd in the state and 4th in New England in the 100 as a junior...Was a communications/rhetorical studies and sociology double major...Born 12/01/81...Resides in Stoughton, MA...Last name pronounced: La-Cass...Full name: Ryan J. LaCasse.

DEFENSIVE STATISTICS

Syracuse

Year	TT	Solo	AS	INTs	TDs	FF	FR	TDs	Sacks	PD
2002	19	14	5	0-0	0	1	1	0	2.5-17	0
2003	15	7	8	0-0	0	0	0	0	0.0-0	1
2004	32	22	10	0-0	0	4	0	0	5.0-29	0
2005	52	30	22	1-0	0	3	0	0	9.0-47	1
Totals	118	73	45	1-0	0	8	1	0	16.5-93	2

2006 2ND-YEAR PLAYERS




23 JAMAINE WINBORNE

Defensive Back

College: Virginia Ht: 5-10 Wt: 202 Born: 12/26/80 in Chesapeake, VA


Jamaine Winborne was signed by the Baltimore Ravens (reserve/future) on 1/2/06...He was placed on the injured list (appendicitis) on 11/2/05...Signed to the Ravens' practice squad on 9/4/05...Waived by Baltimore on 9/3/05...Winborne was originally signed to the Baltimore Ravens' practice squad on 10/20/04...Waived by the New York Giants on 9/5/04...Originally signed by the Giants as a rookie free agent on 6/7/04...Started the final 27 games of his career and 33 games overall for Virginia, finishing with 168 tackles (127 solo), 5 INTs, 12 TFL and 2 sacks...As a senior in 2003, he was an honorable mention All-ACC selection after starting 7 games at CB and 6 at safety...Finished with a *career-high 69 tackles* (51 solo), including 8.5 TFL, 2 INTs, 8 TFL and 2 sacks...He also recorded 2 FFs, 2 FRs (which he returned 22 yards) and blocked 1 FGA as a senior...Was an honor student at Indian River (Chesapeake, VA) HS, where he played LB, QB and WR...Also spent 1 year at Fork Union Military Academy, where he led the team with 7 INTs...Born 12/26/80 in Chesapeake, VA.




A 2004 RFA, RS B.J. Sams led the AFC and was 2nd in the NFL in punt return average with a 12.2 average in 2005.



A 2002 RFA, LB Bart Scott finished 2nd on the team with a career-high 119 tackles and 4.5 sacks while starting 10 games in 2005.



A 1997 RFA, C Mike Flynn has anchored the OL for the last 6 years as a full-time starter. He has played in 103 career games, starting 84.



A 2002 RFA, S Will Demps, who signed with NYG this off-season, started 46 career games and had 284 tackles and 4 INTs in a Ravens' uniform.

2006 1ST-YEAR PLAYERS



43 ROB ABIAMIRI

Tight End

College: Maryland Ht: 6-2 Wt: 240 Born: 12/21/82 in Baltimore, MD

Rob Abiamiri re-signed with the Baltimore Ravens on 3/23/06...Signed to the Ravens' practice squad on 11/15/05...Waived by the Ravens on 8/29/05...Originally signed with the Ravens as a rookie free agent on 4/29/05...Abiamiri spent the 2nd half of his rookie season on the Ravens' practice squad after being waived after training camp...During his Maryland career, he shared time as an H-back and TE with Vernon Davis, both often on the field together...Suffered a foot injury that limited his ability to compete in 2001 and 2002...As a senior in 2004, Abiamiri played in all 11 games, starting 4...Tallied a career-high 8 receptions for 68 yards...Saw action in all 13 games, starting 1 as a junior in 2003...Did not see any game action as a sophomore in 2002 due to a foot injury...As a redshirt freshman in 2001, he appeared in 4 games and was hampered all season by the foot injury...Redshirted as a freshman in 2000...Abiamiri was a 2000 graduate of Baltimore's Mount St. Joseph HS...Was a 2-year varsity performer...As a senior, Abiamiri earned 1st-team All-State and All-Mid-Atlantic honors from *SuperPrep* and *PrepStar*...Was also named to The *Baltimore Sun's* All-Metro team...Totaled 13 TDs as a senior (8 receiving, 2 rushing, 2 on PRs and 1 on a KOR)...Finished with 28 receptions for 779 yards...Was a 3-sport athlete (also competed in basketball and track)...Was a National Football Foundation Scholar-Athlete honoree...Played with younger brother, Paschal, on the Terps' football squad...His brother, Victor, who attended Baltimore's Gilman School, is a senior DE at Notre Dame...Majored in economics and criminology/criminal justice...Born 12/21/82 in Baltimore, MD...Full name: Robert Obinna Abiamiri.



14 ROMBY BRYANT

Wide Receiver

College: Tulsa Ht: 6-1 Wt: 181 Born: 12/21/79 in Oklahoma City, OK

Romby Bryant was signed to the Baltimore Ravens' practice squad on 12/07/05...Waived by the Atlanta Falcons on 11/15/05...Signed to the Falcons' practice squad on 10/05/05...Placed on the future reserve list by the Atlanta Falcons on 1/10/2005...Waived by the Arizona Cardinals on 8/23/04...Originally signed by Arizona as an undrafted rookie free agent on 4/30/04...A quick receiver with soft hands and good athletic ability...Spent training camp with Arizona in 2004...Signed by Atlanta on 10/05/05 and allocated to the Cologne Centurions of NFL Europe...Named NFL Europe Offensive Player of the Week after recording 3 receptions for 107 yards, including the game-winning 53-yard TD catch vs. Hamburg in Week 1...Bryant played for the Tulsa Golden Hurricane from 2002-03 after transferring from Northeastern Oklahoma A&M...In 2 seasons at Tulsa, tallied 1,341 receiving yards, 15 TDs and 96 receptions in 25 career games...Had 3 career 100-yard receiving games...Was the leading receiver as a senior with 748 yards, 8 TDs and 47 catches for a 15.9 average per reception...Recorded season-high 7 catches for 148 yards and 2 TDs vs. Boise State...Selected to the 2nd-team All-WAC squad...As a junior, saw action in all 12 games, starting 11...Was the team's leading receiver with 49 receptions for 593 yards and 7 TDs...Had 3 punt returns for 65 yards and 3 KORs for 46 yards...Hauled in a career-best 10 receptions for 166 yards and 2 TDs against San Jose State...Returned a blocked punt 42 yards against Baylor...Was a 2-year letterwinner at Northeastern Oklahoma A&M...Had 2-year totals of 31 catches for 562 yards and 3 TDs...Totaled a team-leading 20 catches for 401 yards and 2 TDs as a sophomore starter...Rushed the ball 6 times for 69 yards and 1 TD...Longest pass reception covered 68 yards against Navarro Junior College in 2001...Selected as an All-Southwest Junior College Conference honorable mention selection as a sophomore...Played his prep football at Western Heights (Oklahoma City, OK) HS in Oklahoma City...Was a 3-year letter-winner...Started 3 years at receiver, and was a 2-year starter at safety...Ran the 200 meters for the track team at Tulsa...Majored in communications.

DID YOU KNOW?

Baltimore is the 1st new/expansion team since 1976 to win a Super Bowl in its 1st 10 years of existence. The Ravens won in their 5th year (2000). Carolina appeared in a Super Bowl in its 9th year, but lost to the Patriots in Super Bowl XXXVIII.

2006 FIRST-YEAR PLAYERS




44 BOBBY BLIZZARD

Tight End

College: North Carolina Ht: 6-4 Wt: 272 Born: 3/22/80 in Hampton, VA

Bobby Blizzard was signed to the Baltimore Ravens' practice squad on 12/15/05...Waived by the Arizona Cardinals on 9/9/05...Made available to NFLE by the Cardinals on 1/31/05...Signed (reserve/future) by the Cardinals on 1/4/05...Signed to the Cardinals' practice squad on 9/8/04...Waived by the Pittsburgh Steelers on 8/28/04...Originally signed by the Steelers as rookie free agent on 5/4/04...Wide-body TE with superior blocking ability, and soft hands off the line...Played for the Hamburg Sea Devils of NFL Europe in 2005, starting all 10 games...Caught 34 passes for 335 yards and 2 TDs, while earning All-NFL Europe team honors...Transferred to North Carolina from the University of Kentucky after his 2nd year...Pulled in 48 receptions for 600 yards and 6 TDs in 20 games at UNC...Played in 21 games while at Kentucky and hauled in 30 passes for 275 yards for the Wildcats...Prepped at Hampton (VA) HS...Named *SuperPrep* All-American honors and was rated the No. 2 TE in the nation...Had 78 career catches for 1,719 yards, 17 TDs and 9 2-point conversions...Selected 1st-team All-State by the *Associated Press* as a senior...Also named honorable mention All American by *USA Today*.




16 BRIAN BRATTON

Wide Receiver

College: Furman Ht: 5-10 Wt: 186 Born: 7/31/82 in Wheeling, WV

Brian Bratton was allocated by the Baltimore Ravens to the Cologne Centurions of NFL Europe on 1/13/06...Was signed to the Baltimore Ravens' practice squad on 10/19/05...Waived by the Atlanta Falcons on 9/3/05...Originally signed as a rookie free agent by the Falcons on 5/2/05...Speedy WR with good hands and vision...Versatile, tough player who can return kicks and is fearless going across the middle...For the NFLE's Centurions in 2006, Bratton caught 23 passes for 280 yards and 2 TDs in all 10 starts...Top contest came against Rhein in game 3 when he tallied a season-high 6 receptions for 99 yards and 1 score...Two-year starter at Furman who finished his career ranked 2nd in receptions (131) and TD receptions (18) in school history...He also finished 5th with 1,826 receiving yards...Was a consensus All-Southern Conference selection after catching 55 passes for 788 yards and a team-leading 9 TDs as a senior...Named All-Southern Conference by media as a junior...Earned Southern Conference Freshman of the Year honors after leading NCAA-IAA in KORs, averaging a conference record 37.2 yards per return...Ran back 3 KO's for TDs...Played QB, WR and safety at Lakeside (Evans, GA) HS...Earned team MVP honors as a senior after accounting for 1,350 all-purpose yards, 16 TDs, 7 tackles and 5 INTs...Also lettered in basketball and track at Lakeside...Served as a training camp intern with the Atlanta Falcons for 3 seasons while at Furman...Wrote a diary from Cologne for baltimore Ravens.com...Full name: Brian Cornell Bratton.



45 ROBB BUTLER

Defensive Back

College: Robert Morris Ht: 6-0 Wt: 207 Born: 9/14/81 in Pittsburgh, PA

Robb Butler was signed to the Baltimore Ravens' active roster from their practice squad on 12/30/05...Signed to the San Diego Chargers' practice squad on 11/8/05...Waived by the Chargers on 9/4/05...Signed to the Chargers' active roster on 11/20/04...Signed to San Diego's practice squad on 9/7/04...Waived by the Chargers on 9/5/04...Originally signed as a rookie free agent by the Chargers on 5/4/04...Versatile athlete, who can play both CB and safety...Has good instincts and quick feet...Good athlete with KO/punt return ability...Was on the Ravens' active roster after being signed off their practice squad, but did not play in **game 16 at Cle. (1/1/06)**...Saw action in 5 regular season games and 1 postseason game with the San Diego Chargers in 2004...Subbed from scrimmage, for injured Terrence Kiel and Clinton Hart at SS in the **Wild Card game vs. NYJ (1/8/05)**...Returned 2 KO's for 35 yards in **game 16 against KC (1/2/05)**...Butler was Robert Morris' 2nd-leading tackler with 84 stops as a senior in 2003...Played WR as a junior and led the team with 459 yards...Played at Robert Morris from 2002-03...Played DB at University of Pittsburgh from 1999-2000...Majored in marketing...Prepped at Perry (Pittsburgh, PA) HS... Born 9/14/81 in Pittsburgh, PA.

2006 FIRST-YEAR PLAYERS



73 ROB DROEGE

Offensive Line

College: Missouri Ht: 6-6 Wt: 302 Born: 12/15/81 in St. Louis, MO

Rob Droege was allocated by the Baltimore Ravens to the Frankfurt Galaxy of NFL Europe on 1/13/06...Was signed to the Baltimore Ravens' practice squad on 12/5/05...Waived by the Chicago Bears on 12/2/05...Signed to the Bears' practice squad on 9/5/05...Practice squad contract terminated by the Bears on 9/3/05...Activated by the Bears from IR on 2/14/05...Placed on injured reserve (knee) on 8/30/04...Originally signed by the Bears as a rookie free agent on 4/26/04...Prototypical lineman with good size and feet...Young, hard-working athlete who came back from a torn ACL in 2004...After spending the last 4 games of 2005 on the Ravens' practice squad, Droege was allocated to the Frankfurt Galaxy...He started all 10 games at OT and helped guide RB Roger Robinson to a league-record 1,087 rushing yards...In 2004 (with Chicago)...Spent his entire rookie year on Injured Reserve after suffering a knee injury in training camp...Four-year performer at Missouri, who worked his way into the starting lineup during his sophomore season and started his final 30 games...Named to the 1st-team Academic All-Big 12 all 4 years and to the 1st-team Verizon Academic All-District VII his final 3 years...Was the recipient of the National Football Foundation Scholar-Athlete Award...A 1st-team All-Big 12 selection as a junior and senior...Started all 13 games during his senior season and was part of an offensive unit that led the Big 12 and was 6th in the nation, averaging 237.5 rushing ypg while setting a school-record with 38 TDs; the 3,087 rushing yards (2nd in school history)...Named the team's Offensive Lineman of the Year following his junior season...Started 8 games as a sophomore, including the last 5 and was part of an OL that surrendered just 6 sacks - the least in the Big 12...Played a reserve role in every game as a freshman...Majored in education...Pronounced: drō-GEE



58 DENNIS HALEY

Linebacker

College: Virginia Ht: 6-1 Wt: 247 Born: 2/18/82 in Salem, VA

Dennis Haley was signed to the Baltimore Ravens' active roster on 12/2/05...Signed to the Ravens' practice squad on 9/27/05...Terminated from the New York Jets' practice squad on 9/20/05...Signed to the Jets' practice squad on 9/5/05...Waived by the Jets on 9/4/05...Originally signed by the Jets as a rookie free agent on 4/29/05...A versatile, physical LB who has a strong presence on special teams...Speedy athlete, with good instincts...Saw action in 4 games with the Ravens in 2005 after being signed to the active roster from their practice squad on 12/2/05...Recorded 2 special teams tackles...Played on special teams and recorded a tackle in the **season finale at Cle. (1/1/06)**...Played on special teams and had 1 tackle in the 48-3 victory in **game 14 vs. GB (12/19)**...For his collegiate career, he started every game and made a career-high 64 tackles as a senior in 2004...Posted 4 TFL, including 3 sacks...Ranked 2nd among the team's LBs with 3 PD...Netted 5 tackles against both Temple and Akron...Recorded a career-high 9 tackles and had 2 PD vs. Clemson...Also posted 8 tackles, including 2 sacks, in a road win over Duke...Saw action in 11 games, starting 1 as a reserve OLB as a junior...Posted 36 tackles, tops on the team among non-starters...Also played on the KO and punt teams...Played in 1 game, posting 1 tackle as a sophomore...Did not play most of the year due to personal reasons, but practiced throughout the season...Saw action in 7 contests as a redshirt freshman...Most of his game action came on special teams, but did see limited action from scrimmage, recording 2 tackles, 1 against both Richmond and Penn State...Redshirted as a true freshman in 2000...Competed as a graduate student during the 2004 season after he received his undergraduate degree in anthropology in May of 2004...Lettered 4 times in football at Salem (VA) HS...Played RB all 4 years and LB as a senior...Earned All-State, All-District and All-Timesland honors...Rated among the top 25 football prospects in Virginia by the *Roanoke Times* and selected to the *Charlottesville Daily Progress* "Gold List"...Listed as the 17th-best prospect in Virginia by *SuperPrep*...Helped lead the football team to 3 Group AA state championships...Rushed for 3,762 yards and 63 TDs during his 4-year career...Rushed for over 1,000 yards and 20 TDs in his junior and senior seasons...Scored on a 99-yard run in the state title game as a freshman...Totaled 60 tackles and 2 INTs on defense his senior year...Lettered 3 times in basketball and once each in baseball and soccer...Also played on the state championship team and earned All-District honors in basketball...His cousin Merl Code played basketball at Clemson...Full name: Dennis Sean Haley.


2006 FIRST-YEAR PLAYERS



74 MICHAEL KRACALIK *Offensive Tackle*

College: San Diego State Ht: 6-8 Wt: 337 Born: 9/9/82 in San Diego, CA

Michael Kracalik was allocated by the Baltimore Ravens to the Rhein Fire of NFL Europe on 1/13/06...Signed to the Baltimore Ravens' practice squad on 9/21/05...Waived by the New York Jets on 9/3/05...Originally signed by the Jets as a rookie free agent on 5/11/05...A versatile, physical lineman who can play guard as well as both tackle positions...Strong athlete with good balance and speed...Saw action in all 10 games for the Fire, starting 3 contests at T...Played both guard and tackle positions in college...Finished his career at San Diego State with 36 games, including 30 starts...Started 10 games as a senior, as the Aztec offense racked up 4,123 yards of offense, averaging 374.8 yards per game...One of 3 Aztec linemen to start all 12 games as a junior...Earned 2nd-team All-Mountain West honors after grading out as the best Aztec offensive lineman...His 859 plays were 3rd most by a SDSU lineman...Played the last 2 games of the season with a torn labrum (shoulder)...His season grade of 91 percent was tops on the team...Was flagged for just 2 penalties and was credited with 18 "pancake blocks" during the season...Was voted as the team's most improved player following his junior season...Started 8 games, including the 1st 5 of the season at RG as a sophomore...Also started 3 games late in the season at RT...Was whistled for just 2 penalties during the season...Appeared in a reserve role in 6 games, taking 59 snaps as a redshirt freshman in 2001...Red-shirted in 2000...Earned 1st-team All-CIF selection as well as a member of the all-North County and All-San Diego County teams as a senior while Prepping at El Camino (San Diego, CA) HS...Was also a 1st-team All-Avocado League choice and an honorable mention selection to the All-State team...A key figure in El Camino's perfect 13-0, 1999 CIF Division I championship season...Was also a 3-year letterman in basketball...Name is pronounced: KRAH-cha-lick.




25 EVAN OGLESBY *Cornerback*

College: North Alabama Ht: 5-10 Wt: 185 Born: 12/18/81 in Tocca, GA

Evan Oglesby was signed to the Baltimore Ravens' active roster from their practice squad on 12/5/05...Signed to the Ravens' practice squad off the Buffalo Bills practice squad on 12/5/05...Signed to the Buffalo Bills' practice squad on 11/16/05...Practice squad contract terminated by the Bills on 11/9/05...Signed to the Bills practice squad on 11/2/05...Practice squad contract terminated by the Bills on 10/26/05...Signed to the Bills' practice squad on 10/19/05...Practice squad contract terminated by the Bills on 10/12/05...Signed to the Bills' practice squad on 9/5/05...Waived by the Bills on 9/3/05...Originally signed by the Bills as a rookie free agent on 4/29/05...Speedy CB with good instincts and a head for the game...Also has KO and punt return ability...Saw action in 3 games with the Ravens in 2005, posting 2 special teams tackles...A 4-year letterman and starter in the secondary at North Alabama, Oglesby ended a successful college career by being chosen to participate in the Cactus Bowl All-Star Game as a senior...He had 24 solo tackles, and 21 assisted tackles for a total of 45 tackles in his final season at North Alabama...Also had 1 INT, 1 blocked kick, and 11 PD...Played in 9 games and finished 5th on the team with 45 tackles (24 solo) as a senior in 2004...He added 1 TFL, 1 INT and 11 PD...Also blocked 1 kick...Selected 2nd-team All Southeast Region...Selected 1st-team All-Gulf South Conference, 1st-team *Football Gazette* All-South Region, 1st-team *Football Gazette* All-American and honorable mention *D2Football.com* All-American as a junior in 2003...Finished as the Lions' 4th leading tackler with 66 total stops...Had 49 solo tackles and 17 assists, 2 TFL, 7 INTs returned for 40 yards, 15 PD, 1 FR and 1 FF...He returned 2 of his INTs for TDs - 1 for 20 yards at Arkansas Tech and another for 20 yards at West Georgia...Three of his INTs came in the playoffs, with 1 against Southern Arkansas and 2 against Carson-Newman...Ranked 2nd in the GSC in INTs and 2nd in PD...Played in 10 games with 7 starts as a sophomore...Recorded 56 tackles (27 solo) and had 4 TFL; Also had 1 INT...Carried the ball 1 time for 36 yards and returned 1 punt...Played in and started 10 games for the Lions as a freshman...Recorded 57 tackles (32 solo)...Had 4 TFL...Also had 2 FFs, returned 4 INTs for 40 yards, and blocked 1 kick...Also had 1 rushing attempt for 36 yards on the season...Ranked 3rd in the Gulf South Conference in INTs with 4...Also ranked 2nd in the GSC in KORs with 13 for 335 yards and a 25.8 average...Played at Stephens County (Tocca, GA) HS...Was selected for the Fabulous 15 Award and was honorable mention All-State...Also earned Captain Award, and MVP honors...Blocked 24 kicks during his career and once caught 3 TD passes in a game...Was an Honor Roll student for 3 years and also lettered in basketball...Full name: Evan Oglesby.

2006 FIRST-YEAR PLAYERS



72 BENARD THOMAS

Defensive End

College: Nebraska Ht: 6-4 Wt: 273 Born: 4/10/81 in Mountain View, CA

Benard Thomas was signed to the Baltimore Ravens' active roster from their practice squad on 12/30/05...Signed to the Ravens' practice squad on 10/3/05...Terminated from the Atlanta Falcons' practice squad on 9/27/05...Signed to the Falcons' practice squad on 9/20/05...Waived by the Falcons on 9/17/05...Assigned via waivers to the Falcons on 9/4/05...Waived by the Jacksonville Jaguars on 9/3/05...Originally signed as a rookie free agent by the Jaguars on 4/28/05...Was on the active roster, but DNP in the Ravens' **season finale at Cle. (1/1/06)** after being signed to the Ravens' 53-man roster from their practice squad...Started 10 games and posted 38 tackles (including 22 TFL) as a senior at Nebraska...Recorded a career high with 4 sacks and 15 QB pressures...Saw action in all 13 games, starting 10 as a redshirt junior...Posted 42 tackles and 1 sack...Redshirted in 2002...Played in 10 games, recording 7 tackles (5 TFL) and a sack as a sophomore...Majored in communications...Earned *SuperPrep* All-America honors at St. Francis (Mountain View, CA) HS.




28 DUVOL THOMPSON

Cornerback

College: Pennsylvania Ht: 5-9 Wt: 183 Born: 1/28/83 in Cleveland, OH

Duvol Thompson was allocated by the Baltimore Ravens to the Berlin Thunder of NFL Europe on 1/13/06...Signed to the Baltimore Ravens' practice squad on 11/2/05...Terminated from the St. Louis Rams' practice squad on 10/4/05...Signed to the Rams' practice squad on 9/5/05...Waived by the Rams on 8/30/05...Originally signed as a rookie free agent by the Rams on 4/29/05...Speedy CB with good instincts and quick feet...Good athlete with superior hands and speed...Played in the 1st 3 games (2 starts) of 2006 for the Thunder before being placed on IR for the remainder of the season...Totaled 11 tackles (10 solo) and 1 PD in his limited Thunder action...In college, he finished his Quakers career with 116 tackles, 18 PD, 15 KORs (26.1-yard average), 5 INTs and 3 FRs...Had 29 tackles as a senior, had 6 PD, 1 FR and 1 INT, earning All-Ivy League honors...Posted 43 tackles (26 solo), had 1 INT and 5 KORs for a 31.4-yard average as a junior, while earning All-Ivy League honors...As a sophomore, recorded 34 tackles, 2 FRs and 1 INT...Netted 10 tackles and had 2 INTs as a freshman...Three-year letterman at Thornton Fractional North (Calumet City, IL) HS...Earned All-Conference, Conference MVP, All-Area, academic All-State, and *Chicago Sun-Times* Top 50 in Illinois as a senior...Lettered 3 times in track and is the school record-holder in 4x100 and 4x200 relays...Full name: Duvol Maurice Thompson.

2006 ROOKIE FREE AGENTS



48 JIM COTTRELL


Linebacker

College: New Mexico State Ht: 6-0 Wt: 245 Born: 1/13/83 in Castle Rock, CO

Jim Cottrell signed with the Ravens as a rookie free agent on 5/12/06...He started 45 of 46 games in his career...As a senior, led the nation in total tackles with 179, the most by an Aggie defensive player in a single season...He recorded 10 double-digit tackle games, including a career-high 25 tackles in his final game as an Aggie against Utah State (11/26)...He was named an honorable mention all-American by *SI.com* as well as a 1st-team All-WAC selection in 2005...Cottrell left NMSU ranked 3rd all-time in total tackles with 463 and is the only Aggie in school history to lead the team in tackles for 4 consecutive seasons...Earned 1st-team All-Sun Belt Conference honors...Led the Aggies in tackles for the 3rd-straight season with 99 despite missing nearly 2 complete games...Cottrell was injured and left the game in the 1st quarter against UTEP and missed the following game against UL Lafayette...Cottrell finished 2nd on the team with 8 TFL, while recording 2 FFs...Tallied 4 games with double-digit tackles...Led NMSU with 83 tackles as a sophomore, including 3 double-digit tackle games...Finished 3rd on the team in TFLs (8) and recorded 6 of those tackles in the final 5 games...Registered 102 tackles, 6.5 TFLs and had 2 sacks while starting all 12 games at MLB

2006 ROOKIE FREE AGENTS

as a redshirt freshman...In 1st collegiate game, totaled 10 tackles against nationally-ranked South Carolina...Had 15 tackles, 1 INT, 1 FF and a half sack...Cottrell had 13 stops against North Texas in the Sun Belt Conference championship game...Suffered a broken bone in his foot during two-a-days and missed his entire true freshman season...Majored in history...Eamed 3 letters and served as team captain as a junior and senior at Douglas County (Castle Rock, CO) HS...Played NG as a sophomore before moving to LB for his final 2 seasons...Named Continental League Player of the Year as a senior and was honored as the county's defensive player of the year...1st-team All-State as a senior and 1st-team All-League and All-County as a junior...Lettered twice as a wrestler and was ranked as high as 4th in the state at 215 pounds...Full name: James Allen Cottrell.




37 B.J. DEAN

Fullback

College: Florida State Ht: 5-11 Wt: 246 Born: 12/2/82 in Tuscaloosa, AL

B.J. Dean signed with the Ravens as a rookie free agent on 5/12/06...A hard-nosed blocker who opened holes in the running game and was also used as the personal protector on punt coverage...Was also a member of the punt block team...Started 23 games at Florida State with a career-high 8 starts coming during the 2002 and 2004 seasons...Scored at least 1 rushing TD in each of the last 3 seasons...Saw action in all 13 games as a senior, as he helped pave the way for the Seminoles to rush for 1,583 yards and 20 TDs...Started a career-high 8 games and played in all 13, including the Gator Bowl against West Virginia as a junior...Helped pave the way for the Seminoles to rush for 2,338 yards and 19 TDs in 2004...Ranked 4th on the team with 2 rushing TDs, while carrying the ball 9 times for 26 yards...Played in 11 of Florida State's 13 games, including the Seminoles' Orange Bowl game against Miami as a sophomore, while starting 7 at FB...Ranked 6th on the team with a career-high 61 yards rushing and a career-high 20 rushing attempts...Started 8 games while sharing time as a freshman...Played in 12 of Florida State's 14 games...Made move from LB to FB in the spring of 2002...Was a key member of a Seminole ground game that ranked 35th nationally (187.0 yards per game) and produced 8 games with a 100-yard rusher...Helped the Seminoles' rushing offense to rank 3rd in the ACC...Redshirted in 2001...Graduated from Central (Tuscaloosa, AL) HS...Posted 200 total tackles as a senior (76 solo) as a junior...Earned All-State accolades following his junior season...Majored in social science at FSU...Full name: William A. Dean.



41 SHANNON JAMES

Safety

College: Massachusetts Ht: 5-9 Wt: 193 Born: 12/28/83 in Stratford, CT

Shannon James signed with the Ravens as a rookie free agent on 5/12/06...Started all 47 games of his career and scored 4 TDs while at UMass...James is the all-time INT leader at UMass, and his 20 career picks were the most of any active player in Division I through the end of the 2005 season...He finished his career with 341 tackles, good for 7th on the school's all-time list, and was 4th in career solo tackles (253)...Earned 1st-team All-American honors from the AP, Walter Camp, *Sports Xchange*, *Sports Network* and *The Sporting News* in 2005 as a redshirt senior...Also named an ECAC All-Star and 1st-team All-Atlantic 10...Posted 55 tackles and 4 INTs in 2005...Named the A-10 Defensive Player of the Year in 2004 in addition to being an A-10 1st-team pick, and 1st-team All-American by 6 outlets including the AP, *Sports Xchange*, *Sports Network*, *The Sporting News*, *I-AA.org* and Walter Camp All-America teams, as well as an All-ECAC All-Star, All-New England and 1st-team All-Atlantic 10 as a junior...Started all 11 games as a redshirt junior and was 2nd on the team with 75 tackles (63 solo)...Led the A-10 and was 2nd in the nation with 8 INTs, which tied a school record...Started all 13 games, playing both CB and FS as a redshirt sophomore...Ranked 4th on the team with 100 total tackles, including 80 solo and 4 TFL...Also recorded 4 INTs, 5 PD and 1 FR...Started all 12 games at FS as a redshirt freshman in 2002...Ranked 3rd on the team with 111 total tackles, including 80 solo...Also tied for the team lead in INTs with 4...Also recorded 2 FFs, 2 FRs and 5 TFL...Redshirted as a freshman in 2001...Majored in sociology...Prepped at Bunnell (Stratford, CT) HS...Totaled 55 tackles, 2 INTs and 2 FRs during his senior year, when he served as team captain...Also rushed for 1,600 yards and scored 27 TDs on offense...Had career totals of 151 tackles, 9 INTs and 6 FRs, in addition to scoring 49 TDs, rushing for 2,500 yards and catching 19 passes for 210 yards...Set school records for career TDs (49), career rushing yards (2,500), single season rushing yards (1,600), single-season TDs (27) and single-game TDs (5)...Earned 1st-team All-State honors from *The New Haven Register* and *The Hartford Courant*...Also named 1st-team All-SWC and 1st-team All-Connecticut Post...Earned All-State honors at 2nd base on the baseball team...Also a member of the Bunnell basketball team...Full name: Shannon Clayton James.

2006 ROOKIE FREE AGENTS



11 TRAVIS LATENDRESSE

Wide Receiver

College: Utah

Ht: 6-1

Wt: 200

Born: 3/30/82 in El Dorado Hills, CA

Travis LaTendresse signed with the Baltimore Ravens as a rookie free agent on 7/6/06...A standout WR at Utah during his collegiate career, he ranks 6th all-time in career receptions (135) and 9th in career receiving yards (1,782)...As a senior in 2005, he played in 9 games (7 starts)...Missed 3 (ankle), but still led Utah in receptions (55), yards (810) and TDs (8)...Averaged 90.0 yards receiving per game, good for tops on the team and the 4th-best average in school history...Posted 16 catches for 214 yards and 4 TDs vs. Georgia Tech in the Emerald Bowl to earn MVP honors...Both catch and yard marks rank as the 2nd-best ever by a Ute and the most in a bowl game...His 4 TDs also set an NCAA record for TD receptions in a bowl game...Voted as the team's Most Inspirational Player to close out his senior campaign...As a junior, he played in all 12 games, starting 11...Finished 3rd on the team in catches (27) and receiving yards (411)...During his sophomore season he saw action in all 12 games with 10 starts...Ended the year as the team's No. 3 wideout with 32 catches for 366 yards and 1 TD...As a redshirt freshman in 2002, he played in 10 games (5 starts) to produce 21 grabs for 195 yards and 1 score...Redshirted his true freshman season...Prep career occurred at Oak Ridge (El Dorado Hills, CA) HS...Was a 1st-team All-Conference all-purpose player...Helped lead his team to 42-3 record (13-0 in 1998)...Also lettered in basketball...LaTendresse began competing in Tae Kwon Do at age 5 and won 7 Junior Olympic gold medals...Posted a runner-up finish at the U.S. Open in Tae Kwon Do, and owns a 2nd degree black belt...Majored in exercise and sport science at Utah...Last name pronounced: La-TAWN-dress.



66 NICK LEADERS

Defensive Tackle

College: Iowa State

Ht: 6-1

Wt: 290

Born: 3/31/84 in Omaha, NE

Nick Leaders signed with the Ravens as a rookie free agent on 5/12/06...Was named 1st-team All-Big 12 by the coaches and AP 2nd-team All-Big 12 his senior year (2005)...Was 2nd-team All-Big 12 by the coaches his junior year (2004)...Was the 2004 co-recipient of Iowa State's Arthur Floyd Scott Award (outstanding defensive lineman)...Was 1st-team All-Freshman selection by *collegefootballnews.com* (2002)...ISU Outstanding Newcomer (2002)...Played in 50 games, compiling 262 total tackles and 15 sacks in his 4-year career at Iowa State...As a senior in 2005, was a force on the interior line, frequently being double-teamed, freeing up a teammate to pursue the QB...Compiled 41 tackles and 5 sacks...Was among nation's leading defensive linemen in PD (9)...Tallied 5 kick blocks in his last 2 seasons...Had a season-high 8 stops at Missouri...His best game was at Texas A&M where he made 4 solo stops, including 3 TFL (-20 yards)...As a junior in 2004, earned 2nd-team All-Big 12 honors...Had 50 tackles and 1 FR...His 11 TFL ranked him 2nd on the team, while his 3.5 sacks were good for 3rd...Notched 2 tackles, including 1 sack, in the Independence Bowl victory over Miami (OH)...Blocked a Nebraska PAT, his 3rd blocked kick of the season...Became the 1st Cyclone with 2 blocked FGs in the same season since Reggie Hayward (2000)...Finished tied for 3rd on the team with a career-high 96 tackles as a sophomore...Was a major presence against NIU with 11 tackles and 1 sack against the Panthers...Had 75 tackles (44 solo) to lead all ISU freshmen, ranking him 6th nationally among true freshmen tacklers, also posted 5 sacks...*ESPN The Magazine* ranked him as 1 of the nation's 5 best true freshmen DL...Majored in business...Attended Millard West (Omaha, NE) HS...Named to the Class A *Omaha World-Herald* All-State team as a junior and senior...Was a 2-time Omaha World-Herald All-Nebraska selection...Rated No. 35 All-Midlands player by Tom Lemming's *Prep Football Report*...Tallied 222 tackles, 42 TFL, 18 sacks, 6 FRs, 1 INT and 1 defensive TD during his 3-year varsity career...Started 3 years at DT and OG...Was a key member of an offensive line that led the state in rushing and total yards 2 out of 3 years...His team compiled a 3-year record of 44-4 and was a 3-time district champ, including 1999 Class A state runner-up, a 2000 Class A state semifinalist and the 2001 Class A state champion...Lettered twice in baseball...Brother, Andy (2000-04) and father, Mike (1977-79) played for Iowa State...Full name: Nicholas Ryan Leaders.

2006 ROOKIE FREE AGENTS




76 ROBIN MEADOW

Offensive Tackle

College: Washington Ht: 6-5 Wt: 324 Born: 8/4/83 in Concord, CA

Robin Meadow signed with the Ravens as a rookie free agent on 5/12/06...A versatile competitor in the trenches, he was a 3-time letterman for the Huskies...Played OG and both OT spots during his career...He started 10 of 11 games in 2005, including 2 at RT and 8 at LT...As a junior, he was named a *Jewish Sports Review* 2004 1st-team All-American...Started 10 of 11 games at T that season for the final 10 games of the year...Helped the Huskies rank 2nd in the Pac-10 by allowing just 23 sacks...During his sophomore campaign, he played in the opening 2 games of 2003 before suffering a knee injury and missing the remainder of the year...In 2002, he spent most of the season as a backup to Nick Newton at T, but still started 2 games (at USC and Arizona State)...Meadow appeared in a total of 6 games on the O-line...Was also a staple on special teams...He was named the coaches' Offensive Player of the Game after a victory over Arizona...In addition to garnering *The Sporting News* Freshman All-Pac-10 honors for his efforts during the year, he was a recipient of UW's Travis Spring Most Outstanding Freshman Award...He redshirted his true freshman season, and earned Bob Jarvis Offensive Scout of the Year honors at the team's post-season banquet...Playing for national football powerhouse De La Salle (Concord, CA) HS, he missed a majority of his senior campaign after tearing an ACL in the year's 4th game...Was a member of a Spartans' team that went undefeated during his entire prep career...Was named to the *Tacoma News-Tribune's* "Western 100" squad and earned All-Contra Costa County honors from the *Contra Costa Times*...Majored in geography...Full name: Robin Allan Meadow.



18 TRES MOSES

Wide Receiver

College: Rutgers Ht: 5-9 Wt: 196 Born: 10/18/82 in Delray Beach, FL

Tres Moses signed with the Ravens as a rookie free agent on 5/12/06...Finished his career with the most receptions (192) and yards (2,522), as well as the 3rd-most TDs (16) in school history, while playing in 36 games with the Scarlet Knights...Named 2nd-team All-Big East as a senior, as he pulled in 45 catches for a team-leading 758 yards...Ranked 4th in the Big East in receiving yards per game (58.6 avg.) and 5th in catches per game (3.5 avg.)...Had 7 catches for 113 yards and a TD in the Insight Bowl vs. Arizona State...Was the recipient of the Career Achievement Award at Rutgers as a senior...Started all 11 games as a junior, earning 1st-team All-Big East honors...Set a Big East single-season record for catches per game (7.36 avg.), which ranked 7th nationally...Also ranked 2nd in the league with 96 receiving yards/game (10th nationally)...Set the single-season Rutgers record for catches with 81, which was the 2nd-most in Big East single-season history and yards (1,056), 7th-most in league history...Produced 5 100-yard receiving games, including closing out the season with a career-high 168 yards vs. UConn, which ranks as the 11th-best single-game effort in school history...Returned to form in 2003 after missing the final 9 games of the 2002 season with a leg injury, as he was 1 of 3 receivers to finish with over 50 catches, amassing 52 receptions for 536 yards and 5 TDs...Returned to action by earning Big East Co-Special Teams Player of the Week honors for his role in season-opening win over Buffalo, as he returned his 1st punt 60 yards for a TD and added an 18-yard TD catch on his next touch, finishing the game with 5 catches for 47 yards and 151 all-purpose yards...Had multiple catches in 11 of 12 games...Played in 3 games in 2002 before suffering a season-ending leg injury on a punt return vs. Army...Returned 4 kicks for 77 yards (19.2 avg.) and 4 punts for 73 yards (18.2 avg.) on the season...Caught 13 passes for 159 yards and 1 TD as a freshman...Also returned 5 kicks for 100 yards and 10 punts for 84 yards...Amassed 344 all-purpose yards on the season...Named to *The Sporting News's* Big East All-Freshman Team...Caught 38 passes for 900 yards and scored 15 TDs, and earned 1st-team All-State honors (Class 6A) as a senior at Atlantic (Delray Beach, FL) HS...Was a 1st-team All-Conference and All-Palm Beach County choice...Played in the Florida-California High School All-Star Game...Played 3 years on varsity, breaking in at QB as a sophomore before moving to WR his last 2 seasons...Led his team to a combined 17-6 record in his last 2 seasons...Name is pronounced: Trez...Full name: Tresjuan A. Moses.

2006 ROOKIE FREE AGENTS



10 DREW OLSON

Quarterback

College: UCLA

Ht: 6-2 Wt: 222


Born: 6/6/83 in Piedmont, CA

Drew Olson signed with the Ravens as a rookie free agent on 5/12/06...Olson finished his career as 1 of the most prolific QBs in UCLA history...Ended his career 2nd on the UCLA all-time passing yardage list (8,532), completions (664) and TDs (67) in his 4-year Bruins career...He rebounded from a serious knee injury to lead the Bruins to a record of 10-2 and a No. 13 ranking on the *USA Today*/Coaches poll in 2005...Led the Bruins to 5 double-digit comebacks, including 4 in the 4th quarter...Suffered a torn ACL and MCL in his left knee in the 2005 Las Vegas Bowl and underwent surgery to repair both on 1/7/05...Did not participate during spring practice...Olson finished 8th in the Heisman Trophy balloting, was 1 of 5 finalists for the Manning Award (Nation's top QB) and a 2nd-team All-Pac-10 selection in 2005...In addition, he was 1 of 7 finalists for the Unitas Award (nation's top senior QB) and was 1 of 15 semifinalists for the Davey O'Brien National QB Award...Led his team to 4 4th-quarter double-digit comebacks, plus a 22-point rally in the Vitalis Sun Bowl...Named offensive winner of UCLA's Henry R. "Red" Sanders Award for Most Valuable Player, offensive winner of the Captain Don Brown Award for Most Improved Player and offensive winner of the N.N. Sugarman Award for Best Leadership as a senior...Played in the East-West Shrine Game...Completed 242 of 378 passes (64.0%) for 3,198 yards and 34 TDs with just 6 INTs as a senior...His passing efficiency rating of 161.6 ranked 5th nationally, while his 34 TD passes led the Pac-10 and ranked 2nd in the NCAA and his INT percentage (1.68%) ranked 3rd...His 34 TD passes tied for 2nd on the Pac-10 single-season list, and shattered the old school record of 25, set by Cade McNown in 1998 (12 games)...In his last 7 games, Olson threw 24 TDs and just 4 INTs...He had a streak of 199 passes without an INT, a school record, while his 242 completions rank No. 1 in school history (passed Troy Aikman's 228)...His 3,198 yards rank 2nd on the UCLA single-season list, trailing only McNown's 3,470 yards in 1998...Had 510 passing yards against Arizona State to rank No. 2 in school history...His QB efficiency rating of 301.3 for the Arizona State game was the 2nd highest in NCAA Division I-A history for QBs with between 25 and 49 pass attempts...Started all 12 games as a junior, and completed 196 of 341 passes (57.5) for 2,565 yards, 20 TDs and 13 INTs...He ranked 5th in the Pac-10 in total offense (222.6 yards), 6th in the Pac-10 in passing (213.8 yards), and 4th in the Pac-10 (132.39 rating)...His 20 TD passes were then 5th on the UCLA single-season list...Olson appeared in 12 games, starting 9 as a sophomore...He completed 173 of 325 passes (53.2%) for 2,067 yards with 10 TDs and 9 INTs...Became the 14th Bruin to pass for more than 2,000 yards in a season and the 4th sophomore to complete the feat...Served as the primary backup to Cory Paus through the 1st half of the season...Came on to start 5 games after Paus was injured...Completed 53 of 104 passes (51.0%) for 702 yards, 3 TDs and 4 INTs as a true freshman...Made his 1st-career start at Washington and became the 1st true freshman since Tom Ramsey in 1979 to win his 1st career start on the road...Completed 13 of 27 passes for 189 yards and did not commit a turnover...History major at UCLA...Earned 4 varsity letters in football at Piedmont (CA) HS...*PrepStar* All-American and No. 6 QB in the West...Rated No. 16 QB in the nation and 4-star rating by PacWest Football...Named 1st-team All-Bay Shore League in both 2000 and 2001...Was his League's Most Valuable Player as a junior...Led his team to the Bay Shore League championship in 2000 and 2001...For his career, Olson, a 3-year starter, completed 439 of 774 passes (57%) for 6,103 yards, 60 TDs and 29 INTs...Also was a 4-year varsity starter at catcher on the baseball team...Batted .478 as a junior with 6 home runs and 25 RBI's and earned league MVP honors...Olson's father graduated from UCLA School of Law and captained the Bruin rugby team...Full Name: Drew Martin Olson.

DID YOU KNOW?

Entering his 4th NFL season in 2005, LB Bart Scott had played in 45-career games, with no starts and 19 tackles from scrimmage. In 2005, Scott started 10 games for an injured Ray Lewis and finished 2nd on the team with 119 tackles, posted 4.5 sacks, 1 FF, 1 FR and had 5 PD. Scott set a career high with 13 tackles at Den. (12/11/05), just 6 tackles less than he had in his previous 4 seasons combined.

2006 ROOKIE FREE AGENTS




49 STEVE PARIS

Safety

College: Iowa State Ht: 6-0 Wt: 201 Born: 1/7/83 in Dallas, TX

Steve Paris signed with the Ravens as a rookie free agent on 5/12/06...While at Iowa State, Paris was a solid cover safety who also excelled as a run-stopper...Was tabbed a 2nd-team All-Big 12 selection by league coaches in 2005 during his senior campaign...Led the ISU secondary with 65 tackles (41 solo), and also tallied 3 INTs...Two of his thefts came in the opening quarter versus Army...Earned SBC Big 12 Defensive Player of the Week honors for his performance at West Point...Top game came in his home state of Texas when he racked up a season-high 10 tackles in ISU's 42-14 win at Texas A&M...Also registered a 66-yard FR for a TD against Colorado...As a junior in 2004, he garnered Honorable Mention All-Big 12 accolades...Was 2nd on the team in tackles with 83 stops and tied for 8th in TFL (4)...Compiled a career day in the regular-season finale vs. Missouri when he recorded a career-best 15 tackles (11 solo), including 2 TFL and a 51-yard FR late in regulation...Named team Defensive MVP for his outstanding efforts that season...In 2003, he appeared in 12 games and made 16 tackles along with 1 INT...As a redshirt freshman during the 2002 season, he saw action in 12 games...Top moment came when he returned a Tennessee Tech INT 204 yards for a TD...Redshirted his initial freshman season in 2001...Was named ISU Defensive Scout Team Player of the Week against Missouri...Majored in sociology and was a Cyclone Academic Achievement Award recipient in 2004...For his prep career at Roosevelt (Dallas, TX) HS, Paris started at WR and Safety his final 2 seasons...He earned offensive and defensive 1st-team honors in the Texas Class 4A District 11 as a senior...Caught 40 passes for more than 700 yards and 8 TDs...His junior season he received 1st-team All-District recognition on offense and 2nd-team honors on defense...Posted more than 800 yards and 6 TDs on 45 catches...Voted a team captain his junior and senior years...Also tallied 11 INTs in 2 seasons...Full name: Steven A. Paris.



27 RONNIE PRUDE

Cornerback

College: Louisiana State Ht: 5-11 Wt: 178 Born: 6/4/82 in Shreveport, LA

Ronnie Prude signed with the Ravens as a rookie free agent on 5/12/06...Prude finished his career with 52 games, starting 21, including all 13 games as a senior in 2005...Finished his career with 114 tackles (6.5 TFL) and 3 INTS...Saw action as a part-time starter in 2003 and 2004...Graduated in August of 2005 with a degree in communication studies to earn an extra year of eligibility that he lost when he didn't initially qualify academically as an incoming freshman...Started a career-high 13 games in 2005...Led team and ranked among the SEC leaders with 11 PD as a senior...Finished with 54 tackles, 41 solo...Intercepted a pass in win over Mississippi State...Had 2 tackles and single-game career-high 4 PD in win over Vanderbilt...Posted 6 tackles and 1 sack (-3 yards) against Arkansas...Forced 1 fumble to go with 6 tackles in win over Appalachian State...Played in all 12 games with 3 starts in 2004...Had 28 tackles, 21 solo...Intercepted his 1st pass of the season and returned it 27 yards in the 4th quarter against Arkansas...Totaled 3 tackles for 8-yards in losses and added 1 sack for a -5 yards...Sack came against Mississippi State...Had season-best 4 tackles, including 1 TFL (-1 yards), against Florida...Added 4 tackles against Iowa in the Capital One Bowl...Played in all 14 games with 5 starts in 2003...Also started vs. Florida...Served in a backup role in the secondary from the Florida game on...Recorded 23 tackles and broke up 8 passes...Had 1st-career INT vs. Arizona...Had season highs of 5 tackles vs. Western Illinois and Louisiana Tech...Backup in the Tiger secondary...Also played on LSU's coverage teams...In 2002, played in all 13 games with no starts...Had 9 tackles, all on special teams...Sat out the 2001 season gaining academic eligibility...Practiced with the team, but was not able to participate in games...Prepped at Fair Park (Shreveport, LA) HS...Passed for 1,412 yards and 10 TDs and rushed for another 917 yards and 9 TDs as a QB his senior season...For his career, threw for 3,637 yards and 36 TDs and rushed for 1,958 yards and 24 TDs...Named to the Baton Rouge Advocate's Super Dozen, the *Shreveport Times* Top 20 and the *New Orleans Times-Picayune's* Top 16 Blue Chip list for Louisiana...Named 1st-team 1-5A All-District and 1st team All-City...Cousin is Minnesota Vikings standout WR Anthony Carter...Full name: Ronnie Edward Prude, Jr.

WWW.BALTIMORERAVENS.COM...WWW.BALTIMORERAVENS.COM...WWW.BALTIMORERAVENS.COM

2006 ROOKIE FREE AGENTS



71 KYLE ROPER

Offensive Guard

College: Arkansas Ht: 6-3 Wt: 291 Born: 2/19/83 in Powder Springs, GA

Kyle Roper signed with the Ravens on 5/12/06 as a rookie free agent...A consistent performer on the Arkansas O-line, during his 36-game career there were 25 100-yard performances by Arkansas RBs, while the Razorbacks also led the SEC in rushing in 3 of his 4 seasons...Roper started 9 games for the Razorbacks as a senior, including 8 at center and 1 game (LSU) at RG...Was a 2005 *College Football News.com* All-SEC Team honoree and 2005 *Associated Press* All-SEC (2nd-team) member...Was a contender for the Dave Rimington Award, presented annually to the nation's top center...A consensus All-SEC pick by nearly every preseason magazine, *The Sporting News* ranked him as the No. 2 center in the conference and the No. 14 center in the nation...He totaled 40 knockdown blocks in 2005...Roper paved the way for Arkansas to lead the SEC in rushing with an average of 216.9 yards per game...As a junior and proven stalwart on the UA line, he started all 11 games at C...Roper finished the season with 46 knockdown blocks...He became the 1st Arkansas player to win SEC Offensive Lineman of the Week for his performance against Ole Miss when he tallied 11 knockdown blocks in the Hogs' 35-3 win...His total was the most knockdown blocks by a UA lineman since former All-America OT Shawn Andrews recorded 21 against Alabama in 2003...In 2002, he saw time in 4 contests as a redshirt freshman...Redshirted and served in a backup capacity on the Hogs' offensive front during his freshman season...During his prep career at McEachern (Powder Springs, GA) HS, he was named 1 of the top 111 prospects in Georgia by the *Georgia High School Football Magazine* and also garnered 5A All-State honors as a senior TE...Roper earned All-Cobb County honors as a junior and senior...Also a standout wrestler, he captured the area championship as a junior...He was a member of the 2002-03 Lon Farrell Academic Honor Roll...Was enrolled in Arkansas' College of Education and Health Professionals with a major in vocational education...Full name: Steven Kyle Roper.



40 CORY ROSS

Running Back

College: Nebraska Ht: 5-6 Wt: 201 Born: 9/22/82 in Denver, CO

Cory Ross signed with the Ravens as a rookie free agent on 5/12/06...Named Nebraska's Offensive MVP after both his junior and senior seasons and finished his career as 1 of the most versatile RBs in Husker history...Ranked 9th on Nebraska's all-time rushing list with 2,743 yards...In addition, Ross finished his career with 71 receptions to rank 6th on the Huskers' career charts...He is the only player in Nebraska school history to rank in the top 10 in both rushing yards and receptions...Was a co-captain in his final season and earned 2nd-team All-Big 12 honors as a senior...Ross also earned Nebraska's prestigious Tom Novak Award for outstanding leadership and character in 2005...As a senior, Ross led Nebraska with 882 rushing yards, including a season-high 161 yards in his Husker finale against Michigan in the Alamo Bowl...He also hauled in a Nebraska RBs record 43 receptions in 2005 and grabbed 3 TD receptions...Ross also set Nebraska RB records for receiving yards in a game (131 vs. Iowa State) and receptions in a game (9 at Colorado)...Finishing with 1,102 yards rushing and 6 TDs as a junior, along with a pair of TD receptions...He became the 1st Husker I-back to top 1,000 yards since 2001, en route to 2nd-team All-Big 12 honors, as well as team Offensive MVP honors...His 1,102-yard season was the 27th 1,000-yard effort in school history and the 18th-most productive single-season rushing total in Nebraska history...Ross averaged 100.2 rushing yards per game, a total that ranked 5th in the Big 12 and 23rd nationally...Ross also caught 21 passes, including a pair of TDs...His 21 receptions were 3rd on the team and the most by a Nebraska RB since 1994...His 262 yards receiving were the most by a back since 1969...Ross scored his 1st-career TD reception against Kansas and had a 74-yard TD reception against Baylor, the longest reception by a Nebraska back since 1978...Played sparingly early in the 2003 season, before taking over the starting role for the season's final 3 games and recording 3 100-yard outings, finished with 575 yards rushing...He concluded the season with 138 yards on a school-record 37 carries in Nebraska's Alamo Bowl win over Michigan State...Ross also topped 100-yards rushing against Kansas (108) and Colorado (103)...Rushed for 184 yards and 2 TDs as a redshirt freshman in 2002, including a 34-yard TD run in his Nebraska debut against Arizona State...He redshirted in his 1st season in the Nebraska program in 2001...Majored in Sociology...Was an All-American CB and started at RB at Thomas Jefferson (Denver, CO) HS...He rushed for 1,543 yards and 23 TDs as a senior...Led the state in total offense with 3,700 yards and had 12 return TDs (6 on KOs and 6 on PRs)...Also had 5 INTs, returning 2 for TDs as a senior, and was 3rd on the squad with 84 tackles...Older brother, Roger, played WR at Kansas...Full name: Cory J. Ross.

2006 ROOKIE FREE AGENTS




61 LANDON SCHRAGE

Long Snapper

College: Iowa State Ht: 6-5 Wt: 225 Born: 6/1/82 in Parkersburg, IA

Landon Schrage signed with the Ravens as a rookie free agent on 5/13/06...Schrage finished his career as 1 of the best long snappers in the nation, did not commit 1 mistake in his 4 years of service...Quickened release times in the kicking game with the speed and accuracy of his deep snaps...Totaled 3 special teams tackles (2 solo) in 2005 as a senior...Special teams unit did not have 1 FGA blocked...2004 co-recipient of ISU's Jim Doran Award, which goes to the team's top special teams performer...Special teams did not allow any blocked FGAs or punts in 2004...Totaled 5 special teams tackles (1 solo)...Was a member of the team in 2003...Appeared in 3 games in 2002...Made 2 special teams tackles...Redshirted 2001 season...Originally joined ISU as a walk-on DE...Majored in agricultural business...Was a 3-year letter-winner in football at Aplington-Parkersburg (Parkersburg, IA) HS...Littered 3 times in basketball and 2 times in track...Brother, Taylor, was an LB for ISU...Full name: Landon Harold Schrage...Last name is pronounced SHRAWG-ee...Full name: Landon H. Schrage.



17 RUFUS SKILLERN

Wide Receiver

College: San Jose State Ht: 6-0 Wt: 184 Born: 5/12/82 in Oakland, CA

Rufus Skillern signed with the Ravens as a rookie free agent on 5/12/06...Standout at San Jose State as the team's leading WR in his senior and junior campaigns...Finished his career with 84 catches for 1,316 yards (15.7 avg.) and 11 TDs...As a senior, he racked up 36 grabs for 561 yards and a career-high 6 scores...Posted a pair of 100-yard receiving games in 2005 with 138 yards on 7 receptions and a TD in a victory over Eastern Washington and 103 yards and a TD against Nevada...Tallied a season-best 2 TD receptions in the Boise State game...A 2005 Spartan co-captain, he showed some versatility when he completed his lone collegiate pass attempt for a 53-yard TD in the Idaho victory...As a junior in 2004, in what was a breakthrough season, he compiled a career-high 40 receptions for 588 yards (14.7 avg.) and 4 TDs to garner 2nd-team All-Conference honors...Skillern was the only player on the team to have 2 100-yard receiving games in 2004...He is the most recent Spartan to catch at least 10 passes in a contest, as his single-game bests of 10 receptions for 167 yards and a 79-yard TD came against nationally-ranked Boise State during his junior season...His initial 100-yard performance occurred in a victory over Rice when he hauled in 115 yards and scored 2 times on just 4 receptions...Served mostly as a reserve at WR but did earn several starts in 2003...As the season progressed, his playing time increased and he went on to lead SJSU in average yards per catch (20.1)...He scored his 1st college TD in a 69-41 win at UTEP on a 58-yard play...In 2002, he saw limited game action, but had no receptions...He redshirted his 2001 freshman season...Attended Skyline (Oakland, CA) HS and was an All-League pick in football and baseball...His senior year, he was named to the *Oakland Tribune's* "Cream of the Crop" list for area high school football standouts...Full name: Rufus Earl Skillern.

DID YOU KNOW?

The Ravens' personnel department has recruited and signed a number of rookie free agent gems: 2002 NFL Offensive Player of the Year RB Priest Holmes- 1997 (19 starts); C Mike Flynn- 1997 (84 starts); DT Lionel Dalton- 1998 (6 starts); S Anthony Mitchell- 1999 (6 starts); FB Alan Ricard- 2000 (32 starts); TE John Jones (6 starts); CB Alvin Porter- 2001 (5 starts); S Will Demps- 2002 (46 starts); DT Maake Kemoeatu- 2002 (21 starts); Randy Hymes- 2002 (12 starts), B.J. Sams- 2004 (1 start), Bart Scott (10 starts) - (Starts are with the Ravens).

2005 STATISTICS

RESULTS AND ATTENDANCE

WON 6, LOST 10

09/11	L	7-24	INDIANAPOLIS	70,501
09/18	L	10-25	at Tennessee	69,149
09/25	BYE WEEK			
10/02	W	13-3	NY JETS	70,479
10/09	L	17-35	at Detroit	61,201
10/16	W	16-3	CLEVELAND	70,196
10/23	L	6-10	at Chicago	62,102
10/31	L	19-20	at Pittsburgh	64,178
11/06	L	9-21	CINCINNATI	70,540
11/13	L	3-30	at Jacksonville	66,107
11/20	W	16-13 OT	PITTSBURGH	70,601
11/27	L	29-42	at Cincinnati	65,680
12/04	W	16-15	HOUSTON	69,909
12/11	L	10-12	at Denver	75,651
12/19	W	48-3	GREEN BAY	70,604
12/25	W	30-23	MINNESOTA	70,246
1/1/06	L	16-20	at Cleveland	69,871

TEAM STATISTICS

TOTAL FIRST DOWNS

	RAVENS	OPPONENT
Rushing	97	79
Passing	163	161
Penalty	26	37
3rd Down: Made/Att	95/243	79/219
3rd Down Pct.	39.1	36.1
4th Down: Made/Att	11/19	4/12
4th Down Pct.	57.9	33.3

POSSESSION AVG.

TOTAL NET YARDS	4693	4555
------------------------	-------------	-------------

Avg. Per Game	293.3	284.7
Total Plays	1056	998
Avg. Per Play	4.4	4.6

NET YARDS RUSHING

NET YARDS RUSHING	1605	1591
Avg. Per Game	100.3	99.4
Total Rushes	452	431

NET YARDS PASSING

NET YARDS PASSING	3088	2964
Avg. Per Game	193.0	185.3
Sacked/Yards Lost	42/293	41/264
Gross Yards	3381	3228
Att./Completions	562/335	526/296
Completion Pct.	59.6	56.3
Had Intercepted	21	12

PUNTS/AVERAGE

PUNTS/AVERAGE	86/42.8	89/40.5
----------------------	----------------	----------------

NET PUNTING AVG.

NET PUNTING AVG.	86/35.6	89/33.0
-------------------------	----------------	----------------

PENALTIES/YARDS

PENALTIES/YARDS	139/1067	110/844
------------------------	-----------------	----------------

FUMBLES/BALL LOST

FUMBLES/BALL LOST	28/15	27/14
--------------------------	--------------	--------------

TOUCHDOWNS

TOUCHDOWNS	25	30
Rushing	5	8
Passing	17	18
Returns	3	4

SCORE BY PERIODS

RAVENS	5	7	3	4	OT	PTS
Opponents	54	75	90	80	0	299

SCORING

	TD	RU	PA	RT	K/PAT	FG	S	PTS
Stover	0	0	0	0	23/23	30/34	0	113
Heap	7	0	7	0	0	0	0	42
J. Lewis	4	3	1	0	0	0	0	24
Clayton	3	1	2	0	0	0	0	18
Mason	3	0	3	0	0	0	0	18
Thomas	3	0	0	3	0	0	0	18
Hymes	2	0	2	0	0	0	0	12
Boller	1	1	0	0	0	0	0	6
Taylor	1	0	1	0	0	0	0	6
Wilcox	1	0	1	0	0	0	0	6
J. Green	0	0	0	0	0	0	0	2
Elling	0	0	0	0	0/0	0/1	0	0
RAVENS	25	5	17	3	23/23	30/35	0	265
Opponents	30	8	18	4	28/29	29/31	1	299

2-Pt. Conversions: J. Green, RAVENS 1-2; Opponents 1-1

SACKS: Thomas 9.0, Suggs 8.0, Polley 4.0, Scott 4.0, Boulware 2.5, Gregg 2.5, R. Green 2.0, Weaver 2.0, (group) 2.0, J. Johnson 1.5, Williams 1.5, Franklin 1.0, Kemoeatu 1.0, R. Lewis 1.0
RAVENS 42.0; Opponents 42.0

PASSING

	ATT	COMP	YARDS	COMP%	YDS/ATT	TD	TD%	INT	INT%	LG	SACK/LOST	RATING
Boller	293	171	1799	58.4	6.14	11	3.8	12	4.1	47t	23/146	71.8
Wright	266	164	1582	61.7	5.95	6	2.3	9	3.4	48	19/147	71.7
Hymes	2	0	0	0.0	0.00	0	0.0	0	0.0	0	0/0	39.6
Clayton	1	0	0	0.0	0.00	0	0.0	0	0.0	0	0/0	39.6
RAVENS	562	335	3381	59.6	6.02	17	3.0	21	3.7	48	42/293	71.3
Opponents	526	296	3228	56.3	6.14	18	3.4	12	2.3	56	41/264	76.4

RUSHING

	NO	YDS	AVG	LG	TD
J. Lewis	269	906	3.4	25	3
Taylor	117	487	4.2	52	0
Wright	18	68	3.8	22	0
Boller	23	66	2.9	9	1
Clayton	8	33	4.1	11t	1
Stewart	4	24	6.0	13	0
White LG	6	17	2.8	5	0
White TM	6	17	2.8	5	0
J. Green	5	4	0.8	4	0
Sanders	1	0	0.0	0	0
Zastudil	1	0	0.0	0	0
RAVENS	452	1605	3.6	52	5
Opponents	431	1591	3.7	71	8

RECEIVING

	NO	YDS	AVG	LG	TD
Mason	86	1073	12.5	39t	3
Heap	75	855	11.4	48	7
Clayton	44	471	10.7	47t	2
Taylor	41	292	7.1	20	1
J. Lewis	32	191	6.0	15t	1
Wilcox	20	154	7.7	17	1
Hymes	11	132	12.0	21	2
J. Green	7	32	4.6	8	0
Dinkins	6	55	9.2	15	0
Moore	3	59	19.7	24	0
Mughelli	3	13	4.3	6	0
Mu. Smith	3	5	1.7	4	0
P. Johnson	2	31	15.5	19	0
Ricard	2	18	9.0	11	0
RAVENS	335	3381	10.1	48	17
Opponents	296	3228	10.9	56	18

INTERCEPTIONS

	NO	YDS	AVG	LG	TD
Sanders	2	57	28.5	33	0
Thomas	2	48	24.0	28	1
Suggs	2	38	19.0	38	0
Reed	1	23	23.0	23	0
Williams	1	14	14.0	14	0
Rolle	1	11	11.0	11	0
Polley	1	2	2.0	2	0
R. Lewis	1	0	0.0	0	0
McAlister	1	0	0.0	0	0
RAVENS	12	193	16.1	48	1
Opponents	21	256	12.2	37	3

PUNTING

	NO	YDS	AVG	Net	TB	In	LG	Blk
Zastudil	84	3653	43.5	35.7	7	11	60	1
Elling	1	32	32.0	32.0	0	1	32	0
RAVENS	86	3685	42.8	35.6	7	12	60	1
Opponents	89	3605	40.5	33.0	12	30	61	0

PUNT RETURNS

	Ret	FC	YDS	AVG	LG	TD
Sams	33	10	401	12.2	51	0
Clayton	6	2	30	5.0	10	0
Sanders	0	1	0	---	---	0
RAVENS	39	13	431	11.1	51	0
Opponents	55	12	481	8.7	62t	1

KICKOFF RETURNS

	NO	YDS	AVG	LG	TD
Sams	44	998	22.7	87	0
Taylor	12	253	21.1	45	0
White LG	2	18	9.0	9	0
White TM	2	18	9.0	9	0
Dinkins	1	10	10.0	10	0
J. Green	1	10	10.0	10	0
RAVENS	60	1289	21.5	87	0
Opponents	62	1352	21.8	59	0

FIELD GOALS

	1-19	20-29	30-39	40-49	50+
Stover	1/1	8/8	10/11	11/14	0/0
Elling	0/0	0/0	0/0	0/0	0/1
RAVENS	1/1	8/8	10/11	11/14	0/1
Opponents	0/0	12/12	9/9	8/10	0/0

Stover: (38N,47N,45N)(30)(42,25)(46)(39,27,38)(40,29)(22,43 N,40,49,47)(34,32,31)(41)(47,25,44)(38)(29)(23,40)(37,38,19) (21,43,31) **Elling:**(0)(0)(0)(0)(0)(0)(54N)(0)(0)(0) **Opponents:** (20)(39,29,47)(21)(0)(24)(23,47N)(42,37)(48N) (48,33,26)(44,37)(26,31)(39,26,22,29,39)(47,48)(27)(36,40,46) (21,39)

2005 DEFENSIVE STATISTICS

FROM COACHES VIDEO

PLAYER	TT	SOLO	AS	YDS			RET.			
				SACKS	LOST	INT	YDS	PD	FF	FR
Polley, Tommy	134	95	39	4	29	0	0	2	2	1
Scott, Bart	119	77	42	4	24.5	0	0	5	1	1
Thomas, Adalius	104	70	34	9	75	2	48	9	3	4
Gregg, Kelly	102	61	41	2.5	15	0	0	4	0	0
Suggs, Terrell	86	65	21	8	65.5	2	38	3	6	1
Lewis, Ray	77	47	30	1	1	1	0	3	0	1
Demps, Will	70	56	14	0	0	0	0	3	0	2
Kemoeatu, Maake	70	44	26	1	2	0	0	0	0	1
Johnson, Jarret	61	37	24	1.5	4	0	0	2	0	1
McAlister, Chris	53	47	6	0	0	1	0	20	1	0
Williams, Chad	47	34	13	1.5	12	1	14	3	2	0
Weaver, Anthony	46	35	11	2	11	0	0	1	0	0
Rolle, Samari	45	40	5	0	0	1	11	14	1	0
Reed, Ed	40	36	4	0	0	1	23	12	0	0
Sanders, Deion	40	30	10	0	0	2	57	7	0	0
Edwards, Dwan	38	23	15	0	0	0	0	0	0	0
Franklin, Aubrayo	34	18	16	1	1	0	0	1	0	0
Carter, Dale	18	17	1	0	0	0	0	1	0	0
Boulware, Peter	15	6	9	2.5	18	0	0	1	0	0
Green, Roderick	4	4	0	2	4	0	0	0	0	0
Ward, B.J.	4	4	0	0	0	0	0	0	0	1
Totals	1207	846	361	42	262	11	191	92	16	14

2005 SPECIAL TEAMS STATISTICS

FROM COACHES VIDEO

PLAYER	TT	SOLO	AS	FF	FR	BK
Green, Roderick	17	12	5	0	1	0
Ward, B.J.	17	11	6	1	0	0
Mughelli, Ovie	16	15	1	0	0	0
Scott, Bart	15	12	3	2	0	0
Taylor, Chester	13	10	3	0	0	0
Williams, Chad	12	10	2	0	0	0
Carter, Dale	10	10	0	1	0	0
Dinkins, Darnell	10	9	1	0	0	0
Katula, Matt	10	7	3	0	0	0
Demps, Will	7	3	4	0	0	0
Green, Justin	4	3	1	0	0	0
Thomas, Adalius	4	4	0	0	0	0
Polley, Tommy	3	1	2	0	0	0
Clayton, Mark	2	2	0	0	0	0
Haley, Dennis	2	2	0	0	0	0
Oglesby, Evan	2	1	1	0	0	0
Smith, Mike	2	1	1	0	0	0
Smith, Musa	2	2	0	0	0	0
Elling, Aaron	1	1	0	0	0	0
Nelson, Jim	1	1	0	0	0	0
Stover, Matt	1	1	0	0	0	0
Woodfin, Zac	1	1	0	0	0	0
Zastudil, Dave	1	1	0	0	0	0
Totals	171	132	39	4	2	0

TOP THREE

SOLO	SACKS	FF	FR	PD
95 Tommy Polley	9 Adalius Thomas	6 Terrell Suggs	4 Adalius Thomas	20 Chris McAlister
77 Bart Scott	8 Terrell Suggs	3 Adalius Thomas	2 Matt Demps	14 Samari Rolle
70 Adalius Thomas	4 Bart Scott	2 2 Tied	1 8 Tied	12 Ed Reed

2005 USUAL STARTING LINEUPS

OFFENSE		DEFENSE	
WR 89 Mark Clayton	LDE 98 Anthony Weaver	DT 97 Kelly Gregg	
LT 75 Jonathan Ogden	NT 92 Maake Kemoeatu	RDE 55 Terrell Suggs	
LG 64 Edwin Mulitalo	RDE 55 Terrell Suggs	MLB 50 Adalius Thomas	
C 62 Mike Flynn	MLB 50 Tommy Polley	RLB 57 Bart Scott	
RG 68 Keyrick Vincent	MLB 50 Tommy Polley	LCB 21 Chris McAlister	
RT 77 Orlando Brown	RLB 57 Bart Scott	RCB 22 Samari Rolle	
TE 86 Todd Heap	LCB 21 Chris McAlister	SS 20 Ed Reed	
WR 85 Derrick Mason	RCB 22 Samari Rolle	SS 20 Ed Reed	
QB 7 Kyle Boller	SS 20 Ed Reed	FS 47 Will Demps	
RB 31 Jamal Lewis	FS 47 Will Demps		
FB 34 Ovie Mughelli			

2005 RAVENS COACHES

Brian Billick, Head Coach; **Jim Fassel**, Offensive Coordinator; **Rex Ryan**, Defensive Coordinator; **Gary Zauner**, Special Teams Coordinator; **Clarence Books**, Defensive Line; **John Fassel**, Offensive Assistant; **Jedd Fisch**, Asst. Quarterbacks/Wide Receivers; **Jeff FitzGerald**, Linebackers; **Chris Foerster**, Asst. Head Coach/Offensive Line; **Jeff Friday**, Strength and Conditioning; **Wade Harman**, Tight Ends/Asst. Offensive Line; **Johannie Lynn**, Secondary; **Rick Neuheisel**, Quarterbacks; **Mike Pettine**, Outside Linebackers; **Paul Ricci**, Asst. Strength and Conditioning; **David Shaw**, Wide Receivers; **Matt Simon**, Running Backs; **Bennie Thompson**, Asst. Special Teams; **Dennis Thurman**, Secondary

2005 RAVENS HONOR ROLL

Pro Bowl:
LT Jonathan Ogden (starter);
TE Todd Heap and S Ed Reed (alternates)

FedEx Air Player of the Week: QB Kyle Boller (Week 16)

Pro Football Weekly/PFWA All-Rookie Team: WR Mark Clayton

The Sporting News All-Pro: PR B.J. Sams

USA Today All-Joe Team: DT Kelly Gregg

NFL Players of the Week:
K Matt Stover (Week 11) – Special Teams
LB Terrell Suggs (Week 13) – Defense

Ravens Nest Player of the Year: LB Bart Scott

Ravens Roost Extra Effort Award: DE Jarret Johnson

Ravens Roost Unsung Hero: LB Adalius Thomas

Ed Block Courage Award: CB Dale Carter

BALTIMORE RAVENS 2005 SEASON REVIEW

Record	6-10	vs. AFC North	2-4
vs. AFC	4-8	vs. NFC	2-2
Home	6-2	Away	0-8
On Grass	0-6	On Artificial Turf	6-4
Outdoors	6-9	Indoors	0-1
Leading at Halftime	5-1	Trailing at Halftime	1-8
Tied at Halftime	0-1	Leading After 3 Quarters	5-0
Tied After 3 Quarters	0-0	Trailing After 3 Quarters	1-10
Winning Coin Toss	3-5	Losing Coin Toss	3-5
Decided by 7 Points or Less	3-4	Decided By 3 Points or Less	2-2
When Scoring First	4-4	When Not Scoring First	1-6
Positive or Even Turnover Ratio	4-4	Negative Turnover Ratio	2-6
Winning or Even Penalty Ratio	3-2	Losing Penalty Ratio	3-8
With a 100-Yard Rusher	1-1	With a 100-Yard Receiver	2-1
Without a 100-Yard Rusher	5-9	Without a 100-Yard Receiver	4-9
When Allowing a 100-Yard Rusher	0-4	When Not Allowing a 100-Yard Rusher	5-7
When Allowing a 100-Yard Receiver	0-3	When Not Allowing a 100-Yard Receiver	6-7
With a 300-Yard Passer	0-0	Without a 300-Yard Passer	6-10
Allowing a 300-Yard (net) Passer	0-1	Not Allowing a 300-Yard (net) Passer	6-9
Overtime	1-0	Preseason	2-2

2005 PRESEASON STATISTICS

RESULTS AND ATTENDANCE

WON 2, LOST 2

08/13	L	3-16	at Atlanta	67,123
08/20	L	14-20	PHILADELPHIA	70,303
08/26	W	21-6	at New Orleans	44,485
09/01	W	26-20 OT	WASHINGTON	69,885

TEAM STATISTICS

	RAVENS	OPPONENT
TOTAL FIRST DOWNS	68	63
Rushing	22	20
Passing	37	38
Penalty	9	5
3rd Down: Made/Att	16/59	14/62
3rd Down Pct.	27.1	22.6
4th Down: Made/Att	3/4	2/5
4th Down Pct.	75.0	40.0
POSSESSION AVG.	30:05	29:55
TOTAL NET YARDS	1187	1249
Avg. Per Game	296.8	312.3
Total Plays	258	266
Avg. Per Play	4.6	4.7
NET YARDS RUSHING	441	426
Avg. Per Game	110.3	106.5
Total Rushes	106	113
NET YARDS PASSING	746	823
Avg. Per Game	186.5	205.8
Sacked/Yards Lost	8/58	12/72
Gross Yards	804	895
Att./Completions	144/78	141/69
Completion Pct.	54.2	48.9
Had Intercepted	5	4
PUNTS/AVERAGE	30/39.7	26/41.8
NET PUNTING AVG.	30/32.5	26/37.6
PENALTIES/YARDS	38/326	44/371
FUMBLES/BALL LOST	6/2	5/2
TOUCHDOWNS	8	5
Rushing	2	0
Passing	5	4
Returns	1	1

SCORE BY PERIODS

	1	2	3	4	OT	PTS
RAVENS	7	20	3	28	6	64
Opponents	10	26	7	19	0	62

SCORING

	TD	RU	PA	RT	K/PAT	FG	S	PTS
Hymes	2	0	2	0		0	14	
Stover	0	0	0	0	3/3	3/4	0	12
Jarv. Johnson	1	0	0	1		0	6	
Moore	1	0	0	0		0	6	
Redmon	1	1	0	0		0	6	
Tr. Smith	1	0	1	0		0	6	
Taylor	1	1	0	0		0	6	
Wilcox	1	0	1	0		0	6	
Lloyd	0	0	0	0	2/2	0/1	0	2
RAVENS	8	2	5	1	5/5	3/5	0	64
Opponents	5	0	4	1	5/5	9/12	0	62

SACKS: R. Green 2.0, Polley 2.0, Mi. Smith 2.0, Boulware 1.0, Demps 1.0, Edwards 1.0, Sanders 1.0, Scott 1.0, Suggs 1.0
RAVENS 12.0; Opponents: 8.0

2-Pt. Conversions: Hymes, RAVENS 1-2, Opponents 0-0

FIELD GOALS

	1-19	20-29	30-39	40-49	50+
Stover	0/0	1/1	1/1	1/2	0/0
Lloyd	0/0	0/0	0/1	0/0	0/0
RAVENS	0/0	1/1	1/2	1/2	0/0
Opponents	0/0	5/5	1/2	3/4	0/1

Stover: (23G)0(48B,40G,31G) Lloyd: (39B)0(0)

Opponents: (29G,46N,34G,27G)(51N,45G,38B,26G)(28G,48G)(28G,46G)

PASSING

	ATT	COMP	YARDS	COMP%	YDS/ATT	TD	TD%	INT	INT%	LG	SACK/LOST	RATING
Wright	82	45	415	54.9	5.06	1	1.2	0	0.0	30	4/37	73.0
Boller	41	22	208	53.7	5.07	2	4.9	4	9.8	31t	4/21	44.6
Anderson	21	11	181	52.4	8.62	2	9.5	1	4.8	66t	0/0	93.6
RAVENS	144	78	804	54.2	5.58	5	3.5	5	3.5	66t	8/58	67.6
Opponents	141	69	895	48.9	6.35	4	2.8	4	2.8	51t	12/72	66.9

RUSHING

	NO	YDS	AVG	LG	TD
Taylor	39	270	6.9	50	1
Redmon	32	73	2.3	34	1
Haynes	13	54	4.2	11	0
Boller	3	16	5.3	13	0
J. Lewis	6	15	2.5	7	0
J. Green	4	12	3.0	5	0
Wright	5	4	0.8	5	0
Clayton	1	3	3.0	3	0
Burnell	1	1	1.0	1	0
Anderson	1	0	0.0	0	0
Mason	1	-7	-7.0	-7	0
RAVENS	106	441	4.2	50	2
Opponents	113	426	3.8	29	0

RECEIVING

	NO	YDS	AVG	LG	TD
Hymes	13	218	16.8	66t	2
Tr. Smith	11	72	6.5	9	1
P. Johnson	8	105	13.1	30	0
Clayton	7	80	11.4	16	0
Wilcox	6	34	5.7	8	1
J. Green	6	30	5.0	10	0
Mason	5	34	6.8	11	0
Jones	4	53	13.3	20	0
Redmon	4	17	4.3	19	0
Moore	3	71	23.7	31t	1
Taylor	2	20	10.0	11	0
Haynes	2	14	7.0	10	0
Abiamiri	1	15	15.0	15	0
Dinkins	1	15	15.0	15	0
Stamps	1	9	9.0	9	0
Heap	1	6	6.0	6	0
Mughelli	1	5	5.0	5	0
J. Lewis	1	4	4.0	4	0
Darling	1	2	2.0	2	0
RAVENS	78	804	10.3	66t	5
Opponents	69	895	13.0	51t	4

INTERCEPTIONS

	NO	YDS	AVG	LG	TD
Norton	2	0	0.0	0	0
Jarv. Johnson	1	78	78.0	78t	1
Rolle	1	5	5.0	5	0
RAVENS	4	83	20.8	78t	1
Opponents	5	25	5.0	13	0

PUNTING

	NO	YDS	AVG	Net	TB	In	LG	Bk
Zastudil	20	831	41.6	33.7	1	5	55	0
Lloyd	6	208	34.7	32.3	0	1	44	0
Ohliger	4	151	37.8	27.0	0	1	41	0
RAVENS	30	1190	39.7	32.5	1	7	55	0
Opponents	26	1088	41.8	37.6	0	6	56	0

PUNT RETURNS

	Ret	FC	YDS	AVG	LG	TD
Redmon	6	2	50	8.3	17	0
Sams	5	2	53	10.6	21	0
Clayton	2	1	8	4.0	4	0
Hymes	0	1	0	---	---	0
RAVENS	13	6	111	8.5	21	0
Opponents	19	4	194	10.2	74t	1

KICKOFF RETURNS

	NO	YDS	AVG	LG	TD
Sams	9	209	23.2	48	0
P. Johnson	3	56	18.7	22	0
Redmon	3	56	18.7	23	0
Stamps	3	48	16.0	26	0
RAVENS	18	369	20.5	48	0
Opponents	13	294	22.6	40	0

2005
PRESEASON DEFENSIVE STATISTICS
FROM COACHES VIDEO

PLAYER	TT	SOLO	AS	SACKS	LOST	YDS		RET.		FF	FR	BK
						INT	YDS	PD	FF			
Scott, Bart	21	15	6	1	8	0	0	1	0	0		
Smith, Mike	20	12	8	2	6	0	0	0	1	0		
Nelson, Jim	17	8	9	0	0	0	0	0	0	0		
Franklin, Aubrayo	16	8	8	0	0	0	0	0	0	0		
Polley, Tommy	16	9	7	2	11	0	0	0	0	0		
Johnson, Jarret	13	8	5	0	0	0	0	1	0	0		
Lewis, Ray	13	8	5	0	0	0	0	2	0	0		
Edwards, Dwan	12	4	8	1	10	0	0	0	0	0		
Green, Roderick	12	9	3	2	7	0	0	0	0	0		
Williams, Chad	12	10	2	0	0	0	0	0	0	0		
Demps, Will	11	9	2	1	9	0	0	0	0	0		
Norton, Zach	11	10	1	0	0	2	0	6	0	0		
Suggs, Terrell	10	6	4	1	15	0	0	0	0	0		
Winborne, Jamaine	10	10	0	0	0	0	0	2	1	1		
Kemoeatu, Maahe	9	4	5	0	0	0	0	0	0	0		
Gregg, Kelly	8	4	4	0	0	0	0	0	0	0		
Ward, B.J.	8	7	1	0	0	0	0	0	1	0		
Estelle, Mark	7	6	1	0	0	0	0	1	0	0		
Carlyle, Calvin	6	4	2	0	0	0	0	1	0	0		
Kelley, Chris	6	5	1	0	0	0	0	1	0	0		
Weaver, Anthony	6	2	4	0	0	0	0	0	0	0		
Johnson, Jarvis	4	2	2	0	0	1	78	1	0	0		
Sinclair, Matt	4	3	1	0	0	0	0	0	0	0		
Carter, Dale	3	2	1	0	0	0	0	1	0	0		
Sanders, Deion	3	2	1	1	5	0	0	0	1	1		
Curry, Walter	2	0	2	0	0	0	0	0	0	0		
Reed, Ed	2	2	0	0	0	0	0	0	0	0		
Thomas, Adalius	2	2	0	0	0	0	0	0	0	0		
Zielinski, Matt	2	1	1	0	0	0	0	0	0	0		
Boulware, Peter	1	1	0	1	1	0	0	0	0	0		
McAlister, Chris	1	1	0	0	0	0	1	0	0	0		
Rolle, Samari	1	1	0	0	0	1	5	1	0	0		
Smith, Tyson	1	0	1	0	0	0	0	0	0	0		
Totals	270	175	95	12.0	72	4	83	19	4	2		

2005
PRESEASON SPECIAL TEAMS STATISTICS
FROM COACHES VIDEO

PLAYER	TT	SOLO	AS	FF	FR	BK
Josue, Steve	3	3	0	0	0	0
Ward, B.J.	3	3	0	0	1	0
Alford, Bill	2	2	0	0	0	0
Kelley, Chris	2	2	0	0	0	0
Smith, Mike	2	2	0	0	0	0
Darling, Deward	1	1	0	0	0	0
Estelle, Mark	1	1	0	0	0	0
Green, Justin	1	1	0	0	0	0
Green, Roderick	1	1	0	0	0	0
Haynes, Alex	1	1	0	0	0	0
Maese, Joe	1	1	0	0	1	0
Johnson, Patrick	1	1	0	0	1	0
Mughelli, Ovie	1	1	0	0	0	0
Ohliger, Jessie	1	1	0	0	0	0
Williams, Curtis	1	1	0	0	0	0
Winborne, Jamaine	1	1	0	0	0	0
Scott, Bart	1	1	0	0	0	0
Sams, B.J.	1	1	0	0	0	0
Thomas, Adalius	1	1	0	0	1	0
Totals	26	26	0	0	4	0



2005 REVIEW

ALL-TIME RAVENS INTs RETURNED FOR TDs

In 2005, LB Adalius Thomas kept alive the Ravens' streak of returning at least 1 INT for a TD in each of the team's 10 seasons.

A look at the Ravens' 22 all-time INTs returned for TDs:

Date	Player	INT-TD Length	Opponent
12/4/05	LB Adalius Thomas	20 yards	vs. Houston Texans
1/2/05	DE Jarret Johnson	6 yards	vs. Miami Dolphins
11/21/04	S Chad Williams	44 yards	vs. Dallas Cowboys
11/7/04	S Ed Reed	106 yards	vs. Cleveland Browns
10/24/04	CB Deion Sanders	48 yards	vs. Buffalo Bills
9/19/04	CB Chris McAlister	51 yards	vs. Pittsburgh Steelers
12/21/03	S Chad Williams	52 yards	@ Cleveland Browns
11/30/03	LB Ray Lewis	29 yards	vs. San Francisco 49ers
10/12/03	CB Chris McAlister	83 yards	vs. Arizona Cardinals
9/14/03	S Ed Reed	54 yards	vs. Cleveland Browns
12/1/02	S Chad Williams	98 yards	@ Cincinnati Bengals
11/10/02	LB Adalius Thomas	25 yards	vs. Cincinnati Bengals
12/2/01	S Rod Woodson	47 yards	vs. Indianapolis Colts
12/24/00	CB Chris McAlister	98 yards	vs. New York Jets
12/19/99	S Corey Harris	24 yards	vs. New Orleans Saints
12/5/99	S Rod Woodson	47 yards	vs. Tennessee Titans
11/21/99	CB Duane Starks	43 yards	@ Cincinnati Bengals
11/7/99	S Rod Woodson	66 yards	@ Cleveland Browns
11/8/98	CB Rod Woodson	18 yards	vs. Oakland Raiders
9/13/98	CB Rod Woodson	60 yards	@ New York Jets
11/30/97	CB Antonio Langham	40 yards	@ Jacksonville Jaguars
11/24/96	LB Mike Caldwell	45 yards	vs. Jacksonville Jaguars

2005 PARTICIPATION CHART

2005 REVIEW

Player	9/11 vs. Ind.	9/18 at Ten.	10/2 vs. NYJ	10/9 at Det.	10/16 vs. Cle.	10/23 at Chi.	10/31 at Pit.	11/6 vs. Cin.	11/13 at Jax.	11/20 vs. Pitt.	11/27 at Cin.	12/4 vs. Hou.	12/11 at Den.	12/19 vs. GB	12/25 vs. Min.	1/1/06 at Cle.	Games Played	Games Started	Did Not Play	Inactive
Anderson, Derek	INA	DNP	NOR	NOR	NOR	NOR	NOR	NOR	NOR	NOR	NOR	NOR	NOR	NOR	NOR	NOR	0	0	1	1
Boller, Kyle	QB	INA	INA	INA	INA	INA	INA	INA	QB	QB	QB	QB	QB	QB	QB	QB	9	9	0	7
Boulware, Peter	X	INA	X	X	X	X	X	X	X	X	X	X	X	X	X	X	15	0	0	1
Brown, Jason	DNP	DNP	INA	INA	INA	X	INA	INA	X	DNP	X	LG	X	X	DNP	6	1	4	6	
Brown, Orlando	RT	RT	RT	RT	RT	RT	RT	RT	RT	INA	INA	IR	IR	IR	IR	IR	9	9	0	3
Butler, Robb	NOR	NOR	NOR	NOR	NOR	NOR	NOR	NOR	PS	PS	PS	PS	PS	PS	PS	DNP	0	0	1	0
Carter, Dale	X	X	X	X	X	X	X	SS	INA	X	X	LCB	X	X	X	X	15	2	0	1
Clayton, Mark	X	X	WR	WR	WR	INA	INA	WR	WR	X	WR	X	WR	WR	WR	WR	14	10	0	2
Darling, Devard	INA	INA	INA	INA	X	X	X	INA	X	INA	X	X	X	X	X	X	10	0	0	6
Demps, Will	FS	FS	FS	FS	FS	FS	FS	FS	FS	FS	FS	IR	IR	IR	IR	IR	11	11	0	0
Dinkins, Darnell	X	TE	X	X	X	X	X	X	TE	TE	X	TE	X	X	X	X	16	4	0	0
Edwards, Dwan	INA	INA	INA	X	X	X	X	X	X	X	X	LDE	INA	X	X	X	12	1	0	4
Elling, Aaron	NOR	NOR	X	X	X	INA	X	X	X	X	X	INA	X	INA	INA	INA	9	0	0	5
Flynn, Mike	C	C	C	C	C	C	C	C	C	C	C	C	C	C	C	C	16	16	0	0
Franklin, Aubrayo	INA	X	X	X	X	X	X	X	X	X	X	X	X	LDE	X	X	15	1	0	1
Green, Justin	X	X	INA	X	X	X	FB	FB	X	FB	FB	INA	INA	INA	X	X	12	4	0	4
Green, Roderick	X	X	X	X	X	X	X	X	X	X	X	X	X	X	X	X	16	0	0	0
Gregg, Kelly	DT	DT	DT	LDT	DT	DT	DT	DT	DT	DT	DT	DT	DT	RDT	RDT	RDT	16	16	0	0
Haley, Dennis	NOR	NOR	PS	PS	PS	PS	PS	PS	PS	PS	DNP	X	X	X	X	X	4	0	1	0
Heap, Todd	TE	TE	TE	TE	TE	TE	TE	TE	TE	TE	TE	TE	TE	TE	TE	TE	16	16	0	0
Hynes, Randy	X	X	X	X	X	WR	WR	X	X	X	X	X	X	WR	X	X	16	3	0	0
Johnson, Jarrett	X	X	X	LDE	LDE	LDE	LDE	LDE	RLB	RLB	LDE	RDE	X	RDE	X	LDT	16	12	0	0
Johnson, Patrick	INA	NOR	INA	INA	INA	X	X	X	X	X	INA	X	INA	INA	INA	INA	6	0	0	9
Jones, Terry	INA	DNP	INA	INA	INA	DNP	X	INA	NOR	NOR	X	NOR	NOR	NOR	NOR	NOR	1	0	2	5
Katula, Matt	X	X	X	X	X	X	X	X	X	X	X	X	X	X	X	X	16	0	0	0
Kemoatu, Maake	NT	NT	NT	RDT	NT	NT	NT	NT	NT	NT	NT	NT	NT	NT	NT	NT	16	16	0	0
Lewis, Jamal	RB	RB	RB	RB	RB	RB	RB	RB	RB	RB	RB	DNP	RB	DNP	RB	RB	15	15	1	0
Lewis, Ray	MLB	MLB	MLB	MLB	MLB	MLB	INA	INA	INA	INA	INA	IR	IR	IR	IR	IR	6	6	0	0
Mason, Derrick	WR	WR	WR	WR	WR	WR	WR	WR	WR	WR	WR	WR	WR	WR	WR	WR	16	16	0	0
McAlister, Chris	LCB	LCB	LCB	LCB	LCB	LCB	LCB	LCB	X	LCB	LCB	INA	LCB	LCB	LCB	INA	14	13	0	1
Moore, Clarence	WR	X	X	X	INA	DNP	INA	INA	INA	INA	INA	INA	INA	INA	INA	INA	4	1	1	2
Mughelli, Ovie	X	X	X	X	FB	INA	INA	X	INA	X	X	FB	FB	X	FB	FB	13	5	0	3
Multalo, Edwin	LG	LG	LG	LG	LG	LG	LG	LG	LG	LG	LG	LG	X	LG	LG	LG	16	15	0	0
Norton, Zach	PS	PS	PS	PS	PS	PS	PS	PS	X	INA	X	X	IR	IR	IR	IR	3	0	0	1
Nelson, Jim	X	X	NOR	NOR	NOR	NOR	NOR	NOR	NOR	NOR	NOR	NOR	NOR	NOR	NOR	NOR	2	0	0	0
Ogden, Jonathan	LT	LT	LT	LT	LT	LT	LT	LT	LT	LT	LT	LT	LT	LT	LT	LT	16	16	0	0
Oglesby, Evan	NOR	NOR	NOR	NOR	NOR	NOR	NOR	NOR	NOR	NOR	NOR	INA	X	X	X	X	3	0	0	1
Pashos, Tony	X	X	X	X	X	X	X	X	RT	RT	RT	RT	RT	RT	RT	RT	16	17	0	0
Polley, Tommy	X	RLB	RLB	RLB	RLB	RLB	RLB	MLB	MLB	MLB	MLB	MLB	LILB	RLB	RLB	RLB	16	15	0	0
Reed, Ed	SS	SS	SS	SS	SS	SS	INA	INA	INA	INA	INA	PS	S	PS	PS	PS	10	10	0	6
Ricard, Alan	INA	INA	FB	INA	INA	FB	IR	IR	IR	IR	IR	IR	IR	IR	IR	IR	2	2	0	4
Rimpf, Brian	X	INA	X	X	X	X	X	X	RG	RG	RG	RG	RG	RG	RG	RG	15	7	0	1
Rolle, Samari	RCB	RCB	RCB	RCB	RCB	RCB	RCB	RCB	RCB	RCB	RCB	RCB	RCB	RCB	RCB	RCB	16	16	0	0
Sams, B.J.	X	X	X	X	X	X	X	X	X	X	X	X	X	X	INA	INA	14	0	0	2
Sanders, Deion	CB	X	X	X	X	X	X	X	X	X	SS	X	SS	LCB	LCB	LCB	16	4	0	0
Scott, Bart	X	X	X	X	X	X	MLB	RLB	RLB	RLB	RLB	RLB	RLB	LILB	LILB	LILB	16	10	0	0
Smith, Mike	PS	PS	PS	PS	PS	PS	X	X	X	X	X	X	INA	INA	INA	IR	6	0	0	3
Smith, Musa	PUP	IPUP	PUP	PUP	PUP	PUP	PUP	PUP	X	INA	INA	IR	IR	IR	IR	IR	1	0	0	2
Stewart, Kordell	NOR	INA	DNP	DNP	DNP	DNP	X	NOR	NOR	NOR	NOR	NOR	NOR	NOR	NOR	NOR	1	0	5	1
Stover, Matt	X	X	X	X	X	X	X	X	X	X	X	X	X	X	X	X	16	0	0	0
St. Pierre, Brian	NOR	NOR	PS	PS	PS	PS	PS	PS	PS	PS	PS	PS	PS	INA	INA	INA	0	0	0	4
Suggs, Terrell	RDE	RDE	RDE	RDE	RDE	RDE	RDE	RDE	RDE	RDE	RDE	RDE	RDE	ROLB	ROLB	ROLB	16	16	0	0
Szalay, Thatcher	NOR	NOR	NOR	NOR	NOR	NOR	NOR	NOR	NOR	NOR	NOR	X	X	X	X	X	4	0	0	0
Taylor, Chester	X	X	X	X	X	X	X	X	X	X	INA	X	RB	X	X	X	15	1	0	1
Terry, Adam	INA	INA	INA	INA	INA	INA	INA	INA	X	X	X	X	X	X	X	X	7	0	0	9
Thomas, Adalius	LLB	LLB	LLB	LLB	LLB	LLB	LLB	LLB	LLB	LLB	LLB	LLB	LOLB	LOLB	LOLB	LOLB	16	16	0	0
Thomas, Benard	NOR	NOR	NOR	NOR	NOR	NOR	NOR	NOR	NOR	NOR	NOR	NOR	NOR	NOR	NOR	NOR	0	0	0	1
Vincent, Keydrick	RG	RG	RG	RG	RG	RG	RG	RG	INA	INA	INA	INA	IR	IR	IR	IR	9	9	0	4
Ward, B.J.	X	X	X	X	X	X	X	X	INA	X	X	X	X	X	X	X	15	0	1	1
Weaver, Anthony	LDE	LDE	LDE	INA	INA	INA	INA	X	LDE	LDE	LDE	INA	X	X	LDT	LDE	10	8	0	6
White, Jamal	NOR	NOR	NOR	NOR	NOR	NOR	NOR	NOR	NOR	NOR	NOR	X	X	X	X	X	5	0	0	0
Wilcox, Daniel	TE	TE	X	TE	X	X	X	X	X	X	X	X	X	INA	INA	IR	13	3	0	2
Williams, Chad	X	X	X	X	X	SS	SS	X	SS	X	X	X	X	X	X	X	16	3	0	0
Woodfin, Zac	NOR	NOR	NOR	NOR	NOR	NOR	NOR	NOR	NOR	NOR	NOR	NOR	PS	X	INA	INA	1	0	0	2
Wright, Anthony	X	QB	QB	QB	QB	QB	QB	QB	DNP	DNP	DNP	DNP	X	DNP	DNP	DNP	9	7	0	7
Zastudil, Dave	X	X	X	X	X	X	X	X	X	X	X	X	X	X	X	X	16	0	0	0

X-played; INA-Inactive; DNP-Did Not Play; PUP-Physically Unable to Perform; SUS-Suspended; NOR-Not on Roster; PS-Practice Squad

OFFENSE

GAME	WR	LT	LG	C	RG	RT	TE	WR	QB	RB	FB	OTHER	OTHER
Indianapolis	Moore	Ogden	Mulitalo	Flynn	Vincent	O.Brown	Heap	Mason	Boller	J.Lewis		Wilcox (TE)	
at Tennessee		Ogden	Mulitalo	Flynn	Vincent	O.Brown	Heap	Mason	Wright	J.Lewis		Dinkins (TE)	Wilcox (TE)
NY Jets	Clayton	Ogden	Mulitalo	Flynn	Vincent	O.Brown	Heap	Mason	Wright	J.Lewis	Ricard		
at Detroit	Clayton	Ogden	Mulitalo	Flynn	Vincent	O.Brown	Heap	Mason	Wright	J.Lewis		Wilcox (TE)	
Cleveland	Clayton	Ogden	Mulitalo	Flynn	Vincent	O.Brown	Heap	Mason	Wright	J.Lewis			
at Chicago	Hymes	Ogden	Mulitalo	Flynn	Vincent	O.Brown	Heap	Mason	Wright	J.Lewis	Mughelli		
at Pittsburgh	Hymes	Ogden	Mulitalo	Flynn	Vincent	O.Brown	Heap	Mason	Wright	J.Lewis	Ricard		
Cincinnati	Clayton	Ogden	Mulitalo	Flynn	Vincent	O.Brown	Heap	Mason	Wright	J.Lewis	Green		
at Jacksonville	Clayton	Ogden	Mulitalo	Flynn	Vincent	O.Brown	Heap	Mason	Boller	J.Lewis	Green	Dinkins (TE)	
Pittsburgh		Ogden	Mulitalo	Flynn	Rimpf	Pashos	Heap	Mason	Boller	J.Lewis	Green	Dinkins (TE)	
at Cincinnati	Clayton	Ogden	Mulitalo	Flynn	Rimpf	Pashos	Heap	Mason	Boller	J.Lewis			
Houston		Ogden	Mulitalo	Flynn	Rimpf	Pashos	Heap	Mason	Boller	J.Lewis	Mughelli	Dinkins (TE)	
at Denver	Clayton	Ogden	J.Brown	Flynn	Rimpf	Pashos	Heap	Mason	Boller	Taylor	Mughelli		
Green Bay	Clayton	Ogden	Mulitalo	Flynn	Rimpf	Pashos	Heap	Mason	Boller	J.Lewis		Hymes (WR)	
Minnesota	Clayton	Ogden	Mulitalo	Flynn	Rimpf	Pashos	Heap	Mason	Boller	J.Lewis	Mughelli		
at Cleveland	Clayton	Ogden	Mulitalo	Flynn	Rimpf	Pashos	Heap	Mason	Boller	J.Lewis	Mughelli		

DEFENSE

GAME	LDE	DT	NT	RDE	LLB	MLB	RLB	LCB	RCB	SS	FS	OTHER	OTHER
Indianapolis	Weaver	Gregg	Kemoeatu	Suggs	Thomas	R.Lewis		McAlister	Rolle	Reed	Demps		Sanders (CB)
at Tennessee	Weaver	Gregg	Kemoeatu	Suggs	Thomas	R.Lewis	Polley	McAlister	Rolle	Reed	Demps		
NY Jets	Weaver	Gregg	Kemoeatu	Suggs	Thomas	R.Lewis	Polley	McAlister	Rolle	Reed	Demps		
at Detroit	Johnson	Gregg	Kemoeatu	Suggs	Thomas	R.Lewis	Polley	McAlister	Rolle	Reed	Demps		
Cleveland	Johnson	Gregg	Kemoeatu	Suggs	Thomas	R.Lewis	Polley	McAlister	Rolle	Reed	Demps		
at Chicago	Johnson	Gregg	Kemoeatu	Suggs	Thomas	R.Lewis	Polley	McAlister	Rolle	Williams	Demps		
at Pittsburgh	Johnson	Gregg	Kemoeatu	Suggs	Thomas	Scott	Polley	McAlister	Rolle	Williams	Demps		
Cincinnati	Johnson	Gregg	Kemoeatu	Suggs	Thomas	Polley	Scott	McAlister	Rolle	Carter	Demps		
at Jacksonville	Weaver	Gregg	Kemoeatu	Suggs	Thomas	Polley	Johnson		Rolle	Williams	Demps	Scott (RILB)	
Pittsburgh	Weaver	Gregg	Kemoeatu	Suggs	Thomas	Polley	Johnson	McAlister	Rolle		Demps	Scott (RILB)	
at Cincinnati	Weaver	Gregg	Kemoeatu	Suggs	Thomas	Polley	Scott	McAlister	Rolle		Demps	Johnson (RILB)	
Houston	Johnson	Gregg	Kemoeatu	Suggs	Thomas	Polley	Scott	Carter	Rolle	Sanders	Reed		
at Denver	Edwards	Gregg	Kemoeatu	Johnson	Thomas		Suggs	McAlister	Rolle	Reed		Polley (LILB)	Scott (RILB)
Green Bay	Franklin	Gregg	Kemoeatu	Johnson	Thomas		Suggs	McAlister	Rolle	Reed	Reed	Polley (RILB)	Scott (LILB)
Minnesota	Weaver	Gregg	Kemoeatu	Johnson	Thomas		Suggs	McAlister	Rolle	Sanders	Reed	Polley (RILB)	Scott (LILB)
at Cleveland	Weaver	Gregg	Kemoeatu	Johnson	Thomas		Suggs	Sanders	Rolle	Reed	Reed	Polley (RILB)	Scott (LILB)

BOLD = 1st NFL start*ITALICS* = 150th NFL game played/started

HOW THE 2005 RAVENS WERE BUILT

YEAR	DRAFT (27)	FREE AGENTS (26)	TRADE/WAIVER (0)
2005 6-10 Tied 3rd AFC North	WR Mark Clayton (1) LB Dan Cody (2a) (IR) T Adam Terry (2b) G/C Jason Brown (4) FB Justin Green (5) LB Mike Smith (7) (IR)	DB Robb Butler K Aaron Elling LB Dennis Haley WR Patrick Johnson (UFA) (1998) LS Matt Katula (RFA) WR Derrick Mason (UFA) CB Evan Oglesby LB Tommy Polley (UFA) CB Samari Rolle (UFA) QB Brian St. Pierre OL Thatcher Szalay DE Benard Thomas G Keydrick Vincent (UFA) (IR) S B.J. Ward (RFA) LB Zac Woodfin RB Jamel White (2004)	
2004 9-7 2nd AFC North	DT Dwan Edwards (2) WR Devard Darling (3) LB Roderick Green (5) WR Clarence Moore (6b) OL Brian Rimpf (7b)	CB Dale Carter (UFA) TE Darnell Dinkins CB Zach Norton (RFA) (IR) RS B.J. Sams (RFA) CB Deion Sanders TE Daniel Wilcox (IR)	
2003 10-6 AFC North Division Champions	LB Terrell Suggs (1a) QB Kyle Boller (1b) RB Musa Smith (3) (IR) DE Jarret Johnson (4a) FB Ovie Mughelli (4b) DT Aubrayo Franklin (5a) T Tony Pashos (5b)	T Orlando Brown (UFA)** (IR)	
2002 7-9 3rd AFC North	S Ed Reed (1) DE Tony Weaver (2) P Dave Zastudil (4a) RB Chester Taylor (6c) S Chad Williams (6d)	S Will Demps (RFA) (IR) WR Randy Hymes (RFA) DT Maake Kemoeatu (RFA) LB Bart Scott (RFA) QB Anthony Wright	
2001 10-6 2nd AFC Central	TE Todd Heap (1)		
2000 12-4 2nd AFC Central Super Bowl XXXV Champions	RB Jamal Lewis (1a) LB Adalius Thomas (6a)	DT Kelly Gregg FB Alan Ricard (IR)	
1999 8-8 3rd AFC Central	CB Chris McAlister (1) G Edwin Mulitalo (4b)		
1998 6-10 4th AFC Central			
1997 6-9-1 5th AFC Central	LB Peter Boulware (1)	C Mike Flynn (RFA)	
1996 4-12 5th AFC Central	T Jonathan Ogden (1a) LB Ray Lewis (1b) (IR)		
1991 Cleveland Franchise		K Matt Stover (Plan B)	
<p>Number in parenthesis after draft choice indicates the round in which the player was taken (PUP)--Indicates player spent season on the Physically Unable to Perform List (IR)--Injured Reserve (UFA)--Unrestricted Free Agent (RFA)--Rookie Free Agent (year)--Indicates a player who had a previous tenure with the Ravens and the year it began *Orlando Brown originally signed with the Cleveland franchise in 1993 as a rookie free agent.</p>			

OFFENSE	9/11 Ind.	9/18 @ Ten.	10/2 NYJ	10/9 @ Det.	10/16 Cle.	10/23 @ Chi.	10/31 @ Pit.	11/6 Cin.	11/13 @ Jax.	11/20 Pit.	11/27 @ Cin.	12/4 Hou.	12/11 @ Den.	12/19 GB	12/25 Min.	1/1/06 @ Cle.
Points	7	10	13	17	16	6	19	9	3	16	29	16	10	48	30	16
1st Qtr	0	0	3	0	10	0	7	3	3	0	0	0	3	14	7	0
2nd Qtr	0	0	3	10	6	6	3	3	0	13	0	7	0	10	3	13
3rd Qtr	0	3	7	0	0	0	0	0	0	0	14	0	0	10	7	3
4th Qtr	7	7	0	7	0	0	9	3	0	0	15	9	7	14	13	0
OT	0	0	0	0	0	0	0	0	0	3	0	0	0	0	0	0
TDs (Ru-P-Ret)	0-1-0	0-1-0	1-0-0	0-2-0	0-1-0	0-0-0	0-1-0	0-0-0	0-0-0	0-1-0	1-3-0	1-0-1	0-1-0	2-3-1	0-3-0	0-0-1
PATs (M/A)	1-1	1-1	1-1	2-2	1-1	0-0	1-1	0-0	0-0	1-1	3-3	1-1	1-1	6-6	3-3	1-1
2PT Convs (M/A)	0-0	0-0	0-0	0-0	0-0	0-0	0-0	0-0	0-0	0-0	1-1	0-1	0-0	0-0	0-0	0-0
FGs (M/A)	0-3	1-1	2-2	1-1	3-3	2-2	4-5	3-3	1-1	3-3	0-1	1-1	1-1	2-2	3-3	3-3
Safeties	0	0	0	0	0	0	0	0	0	0	0	0	0	0	0	0
First Downs	22	12	17	26	16	12	20	17	8	18	23	15	20	25	23	12
Rushing	5	0	8	10	5	5	6	9	2	7	12	3	7	10	3	5
Passing	17	11	8	12	10	7	12	6	5	9	9	9	12	12	17	7
Penalty	0	1	1	4	1	0	2	2	1	2	2	3	1	3	3	0
3rd Down Conv (M/A)	8-18	4-16	5-14	3-11	6-15	6-17	9-18	5-14	4-14	7-20	7-14	4-13	6-13	7-13	10-15	4-18
3rd Down Conv Pct	44.44%	25.00%	35.71%	27.27%	40.00%	35.29%	50.00%	35.71%	28.57%	35.00%	50.00%	30.77%	46.15%	53.85%	66.67%	22.22%
Total Net Yards	401	182	259	387	351	199	318	240	163	241	322	238	323	435	367	267
Total Off. Plays	78	60	66	68	65	58	73	59	54	79	68	60	65	65	68	70
Avg. Gain Per Play	5.1	3.0	3.9	5.7	5.4	3.4	4.4	4.1	3.0	3.1	4.7	4.0	5.0	6.7	5.4	3.8
Net Yards Rushing	77	14	115	159	150	66	72	124	53	104	133	73	72	182	88	129
Total Rushing Plays	21	13	45	30	33	22	27	24	17	38	33	23	23	38	32	32
Avg. Gain Per Rush	3.7	1.1	2.6	5.3	4.5	3.0	2.7	5.2	3.1	2.7	4.0	3.2	3.1	4.8	2.8	4.0
Net Yards Passing	324	168	144	228	201	133	246	116	110	137	189	165	251	253	279	138
Times Sacked	3	6	0	1	1	4	2	4	4	5	3	4	2	0	2	2
Yards Lost on Sacks	31	44	0	2	12	31	6	37	32	26	22	33	0	0	10	13
Gross Yards Passing	355	212	144	230	213	164	252	153	142	163	211	198	251	253	289	151
Pass Attempts	54	41	21	37	31	32	44	31	33	36	32	33	40	27	34	36
Pass Completions	34	25	15	20	23	18	25	19	19	21	18	17	23	19	24	15
Completion Pct	62.96%	60.98%	71.43%	54.05%	74.19%	56.25%	56.82%	61.29%	57.58%	58.33%	56.25%	51.52%	57.50%	70.37%	70.59%	41.66%
Interceptions	3	1	1	2	1	0	2	0	3	1	2	0	2	0	1	2
Fumbles / Fum. Lost	2-1	1-1	1-1	2-2	1-0	2-0	1-1	2-1	0-0	1-1	4-1	4-2	3-2	1-0	1-1	2-1
Penalties	8	10	3	21	11	11	6	7	9	11	9	8	3	7	7	8
Penalty Yards	45	73	19	147	97	100	38	40	86	70	91	71	20	71	35	64
Punts	4	10	5	4	5	9	1	3	7	8	5	8	3	4	2	8
Gross Punting Average	39.8	37.9	46.2	41.0	47.6	44.1	41.0	47.7	44.6	43.8	44.0	40.1	35.7	40.3	51.5	44.9
Touchbacks	0	0	0	0	0	1	0	1	0	2	1	0	1	0	0	1
Inside 20	0	1	1	0	1	1	0	1	0	2	1	1	0	2	0	1
Punt Returns	3	3	4	3	3	3	1	1	2	5	2	1	0	2	0	6
Punt Return Yards	51	5	56	24	74	11	10	-1	46	54	18	0	0	53	0	30
Punt Return Avg.	17.0	1.7	14.0	8.0	24.7	3.7	10.0	-1.0	23.0	10.8	9.0	0.0	0.0	26.5	0.0	5.0
Fair Catches	2	1	1	0	0	0	1	0	0	0	0	4	1	1	2	0
Kickoff Returns	4	4	2	5	1	3	4	4	4	4	8	3	3	2	5	4
Kickoff Return Yards	78	76	52	96	7	64	75	105	85	130	145	67	140	41	84	44
Kickoff Return Avg.	19.5	19.0	26.0	19.2	7.0	21.3	18.8	26.3	21.3	32.5	18.1	22.3	46.7	20.5	16.8	11.0
Time of Possession	32:51	26:54	38:01	29:46	37:05	28:22	31:04	26:34	25:31	36:51	29:47	26:11	28:06	31:32	33:06	29:34

DEFENSE	9/11 Ind.	9/18 @Ten.	10/2 NYJ	10/9 @Det.	10/16 Cle.	10/23 @Chi.	10/31 @Pit.	11/6 Cin.	11/13 @Jax.	11/20 Pit.	11/27 @Cin.	12/4 Hou.	12/11 @Den.	12/19 GB	12/25 Min.	1/1/06 @Cle.
Points	24	25	3	35	3	10	20	21	30	13	42	15	12	3	23	20
1st Qtr	0	7	0	14	0	7	7	0	0	0	3	3	3	3	7	0
2nd Qtr	3	6	0	0	0	0	3	14	10	6	14	3	3	0	7	6
3rd Qtr	14	3	3	7	3	3	7	0	7	0	17	0	6	0	6	14
4th Qtr	7	9	0	14	0	0	3	7	13	7	8	9	0	0	3	0
OT	0	0	0	0	0	0	0	0	0	0	0	0	0	0	0	0
TDs (Ru-P-Ret)	0-2-1	0-1-1	0-0-0	4-1-0	0-0-0	0-1-0	0-2-0	1-2-0	1-1-1	0-1-0	2-3-0	0-0-0	0-1-0	0-0-0	0-2-0	0-1-1
PATs (M/A)	3-3	2-2	0-0	5-5	0-0	1-1	2-2	3-3	3-3	1-1	4-4	0-0	0-1	0-0	2-2	2-2
2PT Convs (M/A)	0-0	0-0	0-0	0-0	0-0	0-0	0-0	0-0	0-0	0-0	1-1	0-0	0-0	0-0	0-0	0-0
FGs (M/A)	1-1	3-3	1-1	0-0	1-1	1-2	2-2	0-1	3-3	2-2	2-2	5-5	2-2	1-1	3-3	2-2
Safeties	0	1	0	0	0	0	0	0	0	0	0	0	0	0	0	0
First Downs	19	16	8	22	12	17	19	25	20	17	23	16	17	16	18	12
Rushing	6	2	2	8	5	6	5	8	8	3	6	7	4	5	2	2
Passing	12	12	5	6	4	7	13	14	10	11	12	9	13	10	13	10
Penalty	1	2	1	8	3	4	1	3	2	3	5	0	0	1	3	0
3rd Down Conv (M/A)	3-12	7-17	3-14	8-14	4-11	2-12	4-12	7-11	5-14	4-15	5-11	8-20	8-16	2-13	3-9	6-18
3rd Down Conv Pct	25.00%	41.18%	21.43%	57.14%	36.36%	16.67%	33.33%	63.64%	35.71%	26.67%	45.45%	40.00%	50.00%	15.38%	33.33%	33.33%
Total Net Yards	340	290	152	266	186	270	261	329	338	282	437	298	318	288	262	226
Total Off. Plays	62	67	48	61	52	60	61	63	66	69	62	76	67	66	53	65
Avg. Gain Per Play	5.5	4.3	3.2	4.4	3.6	4.6	4.3	5.2	5.1	4.1	7.0	3.9	4.7	4.4	4.9	3.5
Net Yards Rushing	86	97	28	169	70	143	101	98	133	70	135	165	96	107	42	54
Total Rushing Plays	26	29	15	37	18	29	28	34	35	25	32	34	32	19	14	23
Avg. Gain Per Rush	3.3	3.3	1.9	4.6	3.9	4.9	3.6	2.9	3.8	2.8	4.2	4.9	3.0	5.6	3.0	2.3
Net Yards Passing	254	193	124	97	116	133	160	231	205	212	302	133	222	181	220	172
Times Sacked	0	1	5	1	4	2	2	3	1	6	0	5	2	3	3	5
Yards Lost on Sacks	0	2	25	0	31	12	17	17	6	34	0	32	14	28	28	27
Gross Yards Passing	254	195	149	97	147	145	177	248	211	246	302	165	236	209	248	199
Pass Attempts	36	37	28	23	30	29	31	26	30	38	30	37	33	44	36	37
Pass Completions	21	19	14	10	16	15	18	19	16	21	22	17	19	22	25	22
Completion Pct	58.33%	51.35%	50.00%	43.48%	53.33%	51.72%	58.06%	73.08%	53.33%	55.26%	73.33%	45.95%	57.58%	50.00%	69.44%	59.45%
Interceptions	0	0	0	2	1	0	1	0	0	1	1	1	0	3	0	1
Fumbles / Fum. Lost	0-0	1-1	0-0	1-0	3-2	1-0	2-1	4-1	0-0	1-1	2-2	5-1	1-1	2-2	1-1	4-2
Penalties	7	5	5	7	8	9	4	5	5	10	5	11	4	10	6	9
Penalty Yards	45	47	39	46	53	60	19	54	42	62	45	93	31	94	50	64
Punts	7	8	9	4	6	7	3	2	5	8	3	6	5	4	4	8
Gross Punting Average	39.3	44.9	42.2	46.3	50.3	37.4	40.7	46.5	40.6	41.9	37.0	35.0	35.6	35.8	30.5	40.6
Touchbacks	0	3	2	0	2	0	0	1	1	1	0	0	1	0	0	1
Inside 20	4	4	2	1	2	2	1	1	1	1	2	3	2	1	2	1
Punt Returns	1	5	4	4	5	3	0	2	7	4	3	7	1	2	1	6
Punt Return Yards	0	21	32	75	38	34	0	13	59	12	21	50	14	5	16	91
Punt Return Avg.	0.0	4.2	8.0	18.8	7.6	11.3	0.0	6.5	8.4	3.0	7.0	7.1	14.0	2.5	16.0	15.2
Fair Catches	3	1	1	0	0	1	1	0	0	1	0	0	1	2	0	1
Kickoff Returns	1	3	4	3	4	2	5	3	2	5	4	4	3	9	5	5
Kickoff Return Yards	14	104	89	48	75	36	127	61	63	71	114	99	62	167	94	128
Kickoff Return Avg.	14.0	34.7	22.3	16.0	18.8	18.0	25.4	20.3	31.5	14.2	28.5	24.8	20.7	18.6	18.8	25.6
Time of Possession	27:09	33:06	21:59	30:14	22:55	31:38	28:56	33:26	34:29	34:00	30:13	33:49	31:54	28:28	26:54	30:26

2005 GAME-BY-GAME RUSHING

2005 REVIEW

Opponent	JAMAL LEWIS					CHESTER TAYLOR					ANTHONY WRIGHT				
	ATT	YDS	AVG	LG	TD	ATT	YDS	AVG	LG	TD	ATT	YDS	AVG	LG	TD
9/11 VS. IND.	16	48	3.0	25	0	4	27	6.8	23	0	0	0	0.0	--	0
9/18 @ TEN.	10	9	0.9	13	0	3	5	1.7	7	0	0	0	0.0	--	0
10/2 VS. NYJ	29	81	2.8	9	1	11	32	2.9	9	0	5	2	0.4	4	0
10/9 @ DET.	19	95	5.0	12	0	9	46	5.1	14	0	2	18	9.0	11	0
10/16 VS. CLE.	24	59	2.5	10	0	8	92	11.5	52	0	1	-1	-1.0	-1	0
10/23 @ CHI.	15	34	2.3	13	0	2	21	10.5	14	0	5	11	2.2	5	0
10/31 @ PIT.	17	61	3.6	14	0	8	9	1.1	7	0	2	2	1.0	1	0
11/6 VS. CIN.	15	49	3.3	11	0	3	9	3.0	4	0	3	36	12.0	22	0
11/13 @ JAX.	14	44	3.1	7	0	0	0	0.0	--	0	ACTIVE, DID NOT PLAY				
11/20 VS. PIT.	13	28	2.2	6	0	19	59	3.1	14	0	ACTIVE, DID NOT PLAY				
11/27 @ CIN.	23	113	4.9	21	1	INACTIVE					ACTIVE, DID NOT PLAY				
12/4 VS. HOU.	8	17	2.1	4	0	11	40	3.6	11	0	ACTIVE, DID NOT PLAY				
12/11 @ DEN.	ACTIVE, DID NOT PLAY					20	59	3.0	14	0	ACTIVE, DID NOT PLAY				
12/19 VS. GB	22	105	4.8	20	1	6	37	6.2	15	0	0 0 0.0 -- 0				
12/25 VS. MIN.	24	74	3.1	19	0	5	15	3.0	6	0	ACTIVE, DID NOT PLAY				
1/1/06 @ CLE.	20	89	4.5	16	0	8	36	4.5	12	0	ACTIVE, DID NOT PLAY				
2005 TOTAL	269	906	3.4	25	3	117	487	4.2	52	0	18	68	3.8	22	0

Opponent	KYLE BOLLER					MARK CLAYTON					KORDELL STEWART				
	ATT	YDS	AVG	LG	TD	ATT	YDS	AVG	LG	TD	ATT	YDS	AVG	LG	TD
9/11 VS. IND.	1	2	2.0	2	0	0	0	0.0	--	0	NOT ON TEAM				
9/18 @ TEN.	INACTIVE					0	0	0.0	--	0	INACTIVE				
10/2 VS. NYJ	INACTIVE					0	0	0.0	--	0	ACTIVE, DID NOT PLAY				
10/9 @ DET.	INACTIVE					0	0	0.0	--	0	ACTIVE, DID NOT PLAY				
10/16 VS. CLE.	INACTIVE					0	0	0.0	--	0	ACTIVE, DID NOT PLAY				
10/23 @ CHI.	INACTIVE					INACTIVE					ACTIVE, DID NOT PLAY				
10/31 @ PIT.	INACTIVE					INACTIVE					ACTIVE, DID NOT PLAY				
11/6 VS. CIN.	INACTIVE					0	0	0.0	--	0	4	24	6.0	13	0
11/13 @ JAX.	2	9	4.5	7	0	1	0	0.0	0	0	NOT ON TEAM				
11/20 VS. PIT.	6	17	2.8	6	0	0	0	0.0	--	0	NOT ON TEAM				
11/27 @ CIN.	4	10	2.5	6	0	1	6	6.0	6	0	NOT ON TEAM				
12/4 VS. HOU.	3	11	3.7	6t	1	1	5	5.0	5	0	NOT ON TEAM				
12/11 @ DEN.	2	3	1.5	2	0	1	10	10.0	10	0	NOT ON TEAM				
12/19 VS. GB	1	9	9.0	9	0	3	14	4.7	11t	1	NOT ON TEAM				
12/25 VS. MIN.	2	1	0.5	2	0	1	-2	-2.0	-2	0	NOT ON TEAM				
1/1/06 @ CLE.	2	4	2.0	3	0	0	0	0.0	--	0	NOT ON TEAM				
2005 TOTAL	23	66	2.9	9	1	8	33	4.1	11t	1	4	24	6.0	13	0

Opponent	JAMEL WHITE					JUSTIN GREEN					DEION SANDERS				
	ATT	YDS	AVG	LG	TD	ATT	YDS	AVG	LG	TD	ATT	YDS	AVG	LG	TD
9/11 VS. IND.	NOT ON TEAM					0	0	0.0	--	0	0	0	0.0	--	0
9/18 @ TEN.	NOT ON TEAM					0	0	0.0	--	0	0	0	0.0	--	0
10/2 VS. NYJ	NOT ON TEAM					INACTIVE					0	0	0.0	--	0
10/9 @ DET.	NOT ON TEAM					0	0	0.0	--	0	0	0	0.0	--	0
10/16 VS. CLE.	NOT ON TEAM					0	0	0.0	--	0	0	0	0.0	--	0
10/23 @ CHI.	NOT ON TEAM					0	0	0.0	--	0	0	0	0.0	--	0
10/31 @ PIT.	NOT ON TEAM					0	0	0.0	--	0	0	0	0.0	--	0
11/6 VS. CIN.	NOT ON TEAM					0	0	0.0	--	0	0	0	0.0	--	0
11/13 @ JAX.	NOT ON TEAM					0	0	0.0	--	0	0	0	0.0	--	0
11/20 VS. PIT.	NOT ON TEAM					0	0	0.0	--	0	0	0	0.0	--	0
11/27 @ CIN.	NOT ON TEAM					5	4	0.8	4	0	0	0	0.0	--	0
12/4 VS. HOU.	0	0	0.0	--	0	INACTIVE					0	0	0.0	--	0
12/11 @ DEN.	0	0	0.0	--	0	INACTIVE					0	0	0.0	--	0
12/19 VS. GB	6	17	2.8	5	0	INACTIVE					0	0	0.0	--	0
12/25 VS. MIN.	0	0	0.0	--	0	0	0	0.0	--	0	0	0	0.0	--	0
1/1/06 @ CLE.	0	0	0.0	--	0	0	0	0.0	--	0	1	0	0.0	0	0
2005 TOTAL	6	17	2.8	5	0	5	4	0.8	4	0	1	0	0.0	0	0

2005 GAME-BY-GAME RUSHING

DAVE ZASTUDIL

Opponent	ATT	YDS	AVG	LG	TD
9/11 VS. IND.	0	0	0.0	--	0
9/18 @ TEN.	0	0	0.0	--	0
10/2 VS. NYJ	0	0	0.0	--	0
10/9 @ DET.	0	0	0.0	--	0
10/16 VS. CLE.	0	0	0.0	--	0
10/23 @ CHI.	0	0	0.0	--	0
10/31 @ PIT.	0	0	0.0	--	0
11/6 VS. CIN.	0	0	0.0	--	0
11/13 @ JAX.	0	0	0.0	--	0
11/20 VS. PIT.	0	0	0.0	--	0
11/27 @ CIN.	0	0	0.0	--	0
12/4 VS. HOU.	0	0	0.0	--	0
12/11 @ DEN.	0	0	0.0	--	0
12/19 VS. GB	0	0	0.0	--	0
12/25 VS. MIN.	0	0	0.0	--	0
1/1/06 @ CLE.	1	0	0.0	0	0
2005 TOTAL	1	0	0.0	0	0



RB Jamal Lewis rushed for 113 yards (29 carries) and a TD in the game at Cincinnati (11/27/05) last year.

2005 REVIEW

2005 GAME-BY-GAME RECEIVING

DERRICK MASON

Opponent	REC	YDS	AVG	LG	TD
9/11 VS. IND.	8	99	12.4	25	0
9/18 @ TEN.	8	60	7.5	12t	1
10/2 VS. NYJ	5	54	10.8	32	0
10/9 @ DET.	6	65	10.8	21	0
10/16 VS. CLE.	8	85	10.6	23	0
10/23 @ CHI.	2	38	19.0	20	0
10/31 @ PIT.	7	91	13.0	31	0
11/6 VS. CIN.	5	60	12.0	24	0
11/13 @ JAX.	4	63	15.8	35	0
11/20 VS. PIT.	4	42	10.5	17	0
11/27 @ CIN.	3	58	19.3	28t	1
12/4 VS. HOU.	3	32	10.7	20	0
12/11 @ DEN.	6	53	8.8	20	0
12/19 VS. GB	5	97	19.4	34	0
12/25 VS. MIN.	9	103	11.4	39t	1
1/1/06 @ CLE.	3	73	24.3	31	0
2005 TOTAL	86	1073	12.5	39t	3

TODD HEAP

Opponent	REC	YDS	AVG	LG	TD
9/11 VS. IND.	4	38	9.5	11	0
9/18 @ TEN.	5	56	11.2	20	0
10/2 VS. NYJ	4	39	9.8	24	0
10/9 @ DET.	2	54	27.0	48	1
10/16 VS. CLE.	6	79	13.2	27	1
10/23 @ CHI.	7	71	10.1	22	0
10/31 @ PIT.	5	38	7.6	22	0
11/6 VS. CIN.	4	28	7.0	10	0
11/13 @ JAX.	5	58	11.6	19	0
11/20 VS. PIT.	4	29	7.3	14	0
11/27 @ CIN.	6	87	14.5	34t	2
12/4 VS. HOU.	3	51	17.0	24	0
12/11 @ DEN.	5	65	13.0	22	0
12/19 VS. GB	9	110	12.2	27t	2
12/25 VS. MIN.	4	30	7.5	11	1
1/1/06 @ CLE.	2	22	11.0	12	0
2005 TOTAL	75	855	11.4	48	7

MARK CLAYTON

Opponent	REC	YDS	AVG	LG	TD
9/11 VS. IND.	5	44	8.8	12	0
9/18 @ TEN.	2	17	8.5	13	0
10/2 VS. NYJ	1	4	4.0	4	0
10/9 @ DET.	3	21	7.0	11	0
10/16 VS. CLE.	1	9	9.0	9	0
10/23 @ CHI.	INACTIVE				
10/31 @ PIT.	INACTIVE				
11/6 VS. CIN.	0	0	0	0	0
11/13 @ JAX.	2	3	1.5	5	0
11/20 VS. PIT.	4	43	10.8	16	0
11/27 @ CIN.	2	14	7.0	8	0
12/4 VS. HOU.	7	86	12.3	35	0
12/11 @ DEN.	7	105	15.0	39t	1
12/19 VS. GB	2	24	12.0	14	0
12/25 VS. MIN.	5	90	18.0	47t	1
1/1/06 @ CLE.	3	11	3.7	6	0
2005 TOTAL	44	471	10.7	47t	2

CHESTER TAYLOR

Opponent	REC	YDS	AVG	LG	TD
9/11 VS. IND.	2	22	11.0	11	0
9/18 @ TEN.	3	21	7.0	10	0
10/2 VS. NYJ	2	24	12.0	20	0
10/9 @ DET.	4	24	6.0	18	0
10/16 VS. CLE.	4	8	2.0	3	0
10/23 @ CHI.	1	1	1.0	1	0
10/31 @ PIT.	5	55	11.0	16	1
11/6 VS. CIN.	5	26	5.2	15	0
11/13 @ JAX.	0	0	0	0	0
11/20 VS. PIT.	4	26	6.5	14	0
11/27 @ CIN.	INACTIVE				
12/4 VS. HOU.	1	6	6.0	6	0
12/11 @ DEN.	3	14	4.7	8	0
12/19 VS. GB	0	0	0	0	0
12/25 VS. MIN.	3	49	16.3	19	0
1/1/06 @ CLE.	4	16	4.0	8	0
2005 TOTAL	41	292	7.1	20	1

JAMAL LEWIS

Opponent	REC	YDS	AVG	LG	TD
9/11 VS. IND.	1	4	4.0	4	0
9/18 @ TEN.	4	32	8.0	11	0
10/2 VS. NYJ	0	0	0	0	0
10/9 @ DET.	2	17	8.5	15t	1
10/16 VS. CLE.	2	11	5.5	6	0
10/23 @ CHI.	2	6	3.0	5	0
10/31 @ PIT.	1	0	0.0	0	0
11/6 VS. CIN.	0	0	0	0	0
11/13 @ JAX.	5	13	2.6	8	0
11/20 VS. PIT.	0	0	0	0	0
11/27 @ CIN.	5	36	7.2	9	0
12/4 VS. HOU.	3	23	7.7	12	0
12/11 @ DEN.	ACTIVE, DID NOT PLAY				
12/19 VS. GB	2	9	4.5	8	0
12/25 VS. MIN.	2	11	5.5	11	0
1/1/06 @ CLE.	3	29	9.7	13	0
2005 TOTAL	32	191	6.0	15t	1


DANIEL WILCOX

Opponent	REC	YDS	AVG	LG	TD
9/11 VS. IND.	8	78	9.8	17t	1
9/18 @ TEN.	0	0	0	0	0
10/2 VS. NYJ	1	10	10.0	10	0
10/9 @ DET.	0	0	0	0	0
10/16 VS. CLE.	1	2	2.0	2	0
10/23 @ CHI.	2	8	4.0	5	0
10/31 @ PIT.	3	17	5.7	7	0
11/6 VS. CIN.	2	16	8.0	9	0
11/13 @ JAX.	0	0	0	0	0
11/20 VS. PIT.	0	0	0	0	0
11/27 @ CIN.	1	9	9.0	9	0
12/4 VS. HOU.	0	0	0	0	0
12/11 @ DEN.	2	14	7.0	7	0
12/19 VS. GB	INACTIVE				
12/25 VS. MIN.	INACTIVE				
1/1/06 @ CLE.	INJURED RESERVE				
2005 TOTAL	20	154	7.7	17t	1

2005 GAME-BY-GAME RECEIVING

Opponent	RANDY HYMES				
	REC	YDS	AVG	LG	TD
9/11 VS. IND.	1	4	4.0	4	0
9/18 @ TEN.	1	12	12.0	12	0
10/2 VS. NYJ	0	0	0.0	0	0
10/9 @ DET.	1	21	21.0	21	0
10/16 VS. CLE.	1	19	19.0	19	0
10/23 @ CHI.	2	25	12.5	13	0
10/31 @ PIT.	1	21	21.0	21	0
11/6 VS. CIN.	1	2	2.0	2	0
11/13 @ JAX.	0	0	0.0	0	0
11/20 VS. PIT.	2	15	7.5	12	1
11/27 @ CIN.	0	0	0.0	0	0
12/4 VS. HOU.	0	0	0.0	0	0
12/11 @ DEN.	0	0	0.0	0	0
12/19 VS. GB	1	13	13.0	13	1
12/25 VS. MIN.	0	0	0.0	0	0
1/1/06 @ CLE.	0	0	0.0	0	0
2005 TOTAL	3	59	19.7	24	0

Opponent	JUSTIN GREEN				
	REC	YDS	AVG	LG	TD
9/11 VS. IND.	0	0	0.0	0	0
9/18 @ TEN.	0	0	0.0	0	0
10/2 VS. NYJ	INACTIVE				
10/9 @ DET.	0	0	0.0	0	0
10/16 VS. CLE.	0	0	0.0	0	0
10/23 @ CHI.	1	8	8.0	8	0
10/31 @ PIT.	1	7	7.0	7	0
11/6 VS. CIN.	1	2	2.0	2	0
11/13 @ JAX.	0	0	0.0	0	0
11/20 VS. PIT.	3	8	2.7	7	0
11/27 @ CIN.	1	7	7.0	7	0
12/4 VS. HOU.	INACTIVE				
12/11 @ DEN.	INACTIVE				
12/19 VS. GB	INACTIVE				
12/25 VS. MIN.	0	0	0.0	0	0
1/1/06 @ CLE.	0	0	0.0	0	0
2005 TOTAL	7	32	4.6	8	0



WR Derrick Mason set Ravens franchise records with 86 catches for 1,073 yards.

Opponent	DARNELL DINKINS				
	REC	YDS	AVG	LG	TD
9/11 VS. IND.	3	30	10.0	15	0
9/18 @ TEN.	2	14	7.0	8	0
10/2 VS. NYJ	0	0	0.0	0	0
10/9 @ DET.	0	0	0.0	0	0
10/16 VS. CLE.	0	0	0.0	0	0
10/23 @ CHI.	0	0	0.0	0	0
10/31 @ PIT.	0	0	0.0	0	0
11/6 VS. CIN.	0	0	0.0	0	0
11/13 @ JAX.	0	0	0.0	0	0
11/20 VS. PIT.	1	11	11.0	11	0
11/27 @ CIN.	0	0	0.0	0	0
12/4 VS. HOU.	0	0	0.0	0	0
12/11 @ DEN.	0	0	0.0	0	0
12/19 VS. GB	0	0	0.0	0	0
12/25 VS. MIN.	0	0	0.0	0	0
1/1/06 @ CLE.	0	0	0.0	0	0
2005 TOTAL	3	59	19.7	24	0

Opponent	CLARENCE MOORE				
	REC	YDS	AVG	LG	TD
9/11 VS. IND.	2	36	18.0	24	0
9/18 @ TEN.	0	0	0.0	0	0
10/2 VS. NYJ	0	0	0.0	0	0
10/9 @ DET.	1	23	23.0	23	0
10/16 VS. CLE.	INACTIVE				
10/23 @ CHI.	INACTIVE				
10/31 @ PIT.	ACTIVE, DID NOT PLAY				
11/6 VS. CIN.	INACTIVE				
11/13 @ JAX.	INACTIVE				
11/20 VS. PIT.	INACTIVE				
11/27 @ CIN.	INACTIVE				
12/4 VS. HOU.	INACTIVE				
12/11 @ DEN.	INACTIVE				
12/19 VS. GB	INACTIVE				
12/25 VS. MIN.	INACTIVE				
1/1/06 @ CLE.	INACTIVE				
2005 TOTAL	3	59	19.7	24	0

Opponent	MUSA SMITH				
	REC	YDS	AVG	LG	TD
9/11 VS. IND.	PUP				
9/18 @ TEN.	PUP				
10/2 VS. NYJ	PUP				
10/9 @ DET.	PUP				
10/16 VS. CLE.	PUP				
10/23 @ CHI.	PUP				
10/31 @ PIT.	PUP				
11/6 VS. CIN.	PUP				
11/13 @ JAX.	3	5	1.7	4	0
11/20 VS. PIT.	INACTIVE				
11/27 @ CIN.	INACTIVE				
12/4 VS. HOU.	INJURED RESERVE				
12/11 @ DEN.	INJURED RESERVE				
12/19 VS. GB	INJURED RESERVE				
12/25 VS. MIN.	INJURED RESERVE				
1/1/06 @ CLE.	INJURED RESERVE				
2005 TOTAL	3	5	1.7	4	0

Opponent	OVIE MUGHELLI				
	REC	YDS	AVG	LG	TD
9/11 VS. IND.	0	0	0.0	0	0
9/18 @ TEN.	0	0	0.0	0	0
10/2 VS. NYJ	1	2	2.0	2	0
10/9 @ DET.	1	5	5.0	5	0
10/16 VS. CLE.	0	0	0.0	0	0
10/23 @ CHI.	INACTIVE				
10/31 @ PIT.	INACTIVE				
11/27 @ CIN.	0	0	0.0	0	0
11/13 @ JAX.	INACTIVE				
11/20 VS. PIT.	0	0	0.0	0	0
11/27 @ CIN.	0	0	0.0	0	0
12/4 VS. HOU.	0	0	0.0	0	0
12/11 @ DEN.	0	0	0.0	0	0
12/19 VS. GB	0	0	0.0	0	0
12/25 VS. MIN.	1	6	6.0	6	0
1/1/06 @ CLE.	0	0	0.0	0	0
2005 TOTAL	3	13	4.3	6	0

Opponent	ALAN RICARD				
	REC	YDS	AVG	LG	TD
9/11 VS. IND.	INACTIVE				
9/18 @ TEN.	INACTIVE				
10/2 VS. NYJ	1	11	11.0	11	0
10/9 @ DET.	INACTIVE				
10/16 VS. CLE.	INACTIVE				
10/23 @ CHI.	1	7	7.0	7	0
10/31 @ PIT.	INJURED RESERVE				
11/27 @ CIN.	INJURED RESERVE				
11/13 @ JAX.	INJURED RESERVE				
11/20 VS. PIT.	INJURED RESERVE				
11/27 @ CIN.	INJURED RESERVE				
12/4 VS. HOU.	INJURED RESERVE				
12/11 @ DEN.	INJURED RESERVE				
12/19 VS. GB	INJURED RESERVE				
12/25 VS. MIN.	INJURED RESERVE				
1/1/06 @ CLE.	INJURED RESERVE				
2005 TOTAL	2	18	9.0	11	0

Opponent	PATRICK JOHNSON				
	REC	YDS	AVG	LG	TD
9/11 VS. IND.	INACTIVE				
9/18 @ TEN.	NOT ON TEAM				
10/2 VS. NYJ	INACTIVE				
10/9 @ DET.	INACTIVE				
10/16 VS. CLE.	INACTIVE				
10/23 @ CHI.	0	0	0.0	0	0
10/31 @ PIT.	1	12	12.0	12	0
11/27 @ CIN.	1	19	19.0	19	0
11/13 @ JAX.	0	0	0.0	0	0
11/20 VS. PIT.	0	0	0.0	0	0
11/27 @ CIN.	INACTIVE				
12/4 VS. HOU.	0	0	0.0	0	0
12/11 @ DEN.	INACTIVE				
12/19 VS. GB	INACTIVE				
12/25 VS. MIN.	INACTIVE				
1/1/06 @ CLE.	INACTIVE				
2005 TOTAL	2	31	15.5	19	0

2005 GAME-BY-GAME PASSING

KYLE BOLLER

Opponent	ATT	COMP	YDS	CMP%	YDS/ATT	TD	TD%	INT	INT%	LG	SK/LOST	RATG
9/11 VS. IND.	23	15	141	65.2	6.13	0	0.0	1	4.3	28	1/10	63.9
9/18 @ TEN.					INACTIVE							
10/2 VS. NYJ					INACTIVE							
10/9 @ DET.					INACTIVE							
10/16 VS. CLE.					INACTIVE							
10/23 @ CHI.					INACTIVE							
10/31 @ PIT.					INACTIVE							
11/6 VS. CIN.					INACTIVE							
11/13 @ JAX.	33	19	142	57.6	4.30	0	0.0	3	9.1	35	4/32	30.1
11/20 VS. PIT.	36	21	163	58.3	4.53	1	2.8	1	2.8	17	5/26	67.2
11/27 @ CIN.	32	18	211	56.3	6.59	3	9.4	2	6.3	34t	3/22	81.6
12/4 VS. HOU.	33	17	198	51.5	6.00	0	0.0	0	0.0	35	4/33	70.0
12/11 @ DEN.	39	23	251	59.0	6.44	1	2.6	2	5.1	39t	2/0	65.2
12/19 VS. GB	27	19	253	70.4	9.37	3	11.1	0	0.0	34	0/0	136.8
12/25 VS. MIN.	34	24	289	70.6	8.50	3	8.8	1	2.9	47t	2/10	113.5
1/1/06 @ CLE.	36	15	151	41.7	4.19	0	0.0	2	5.6	31	2/13	31.1
2005 TOTAL	293	171	1799	58.4	6.14	11	3.8	12	4.1	47t	23/146	71.8

ANTHONY WRIGHT

Opponent	ATT	COMP	YDS	CMP%	YDS/ATT	TD	TD%	INT	INT%	LG	SK/LOST	RATG
9/11 VS. IND.	31	19	214	61.3	6.90	1	3.2	2	6.5	25	2/21	65.8
9/18 @ TEN.	40	25	212	62.5	5.30	1	2.5	1	2.5	20	6/44	74.2
10/2 VS. NYJ	21	15	144	71.4	6.86	0	0.0	1	4.8	32	0/0	70.3
10/9 @ DET.	37	20	230	54.1	6.22	2	5.4	2	5.4	48	1/2	68.5
10/16 VS. CLE.	31	23	213	74.2	6.87	1	3.2	1	3.2	27	1/12	89.9
10/23 @ CHI.	32	18	164	56.3	5.13	0	0.0	0	0.0	22	4/31	70.3
10/31 @ PIT.	44	25	252	56.8	5.73	1	2.3	2	4.5	31	2/6	61.9
11/6 VS. CIN.	30	19	153	63.3	5.10	0	0.0	0	0.0	24	3/31	76.1
11/13 @ JAX.					ACTIVE, DID NOT PLAY							
11/20 VS. PIT.					ACTIVE, DID NOT PLAY							
11/27 @ CIN.					ACTIVE, DID NOT PLAY							
12/4 VS. HOU.					ACTIVE, DID NOT PLAY							
12/11 @ DEN.					ACTIVE, DID NOT PLAY							
12/19 VS. GB	0	0	0	0	0	0	0	0	0	--	0	0
12/25 VS. MIN.					ACTIVE, DID NOT PLAY							
1/1/06 @ CLE.					ACTIVE, DID NOT PLAY							
2005 TOTAL	266	164	1582	61.7	5.95	6	2.3	9	3.4	48	19/147	71.7

MARK CLAYTON

Opponent	ATT	COMP	YDS	CMP%	YDS/ATT	TD	TD%	INT	INT%	LG	SK/LOST	RATG
12/11 @ DEN.	1	0	0	0.0	0.00	0	0.0	0	0.0	0	0/0	39.6
2005 TOTAL	1	0	0	0.0	0.00	0	0.0	0	0.0	0	0/0	39.6

RANDY HYMES

Opponent	ATT	COMP	YDS	CMP%	YDS/ATT	TD	TD%	INT	INT%	LG	SK/LOST	RATG
9/18 @ TEN.	1	0	0	0.0	0.00	0	0.0	0	0.0	0	0/0	39.6
11/6 VS. CIN.	1	0	0	0.0	0.00	0	0.0	0	0.0	0	0/0	39.6
2005 TOTAL	2	0	0	0.0	0.00	0	0.0	0	0.0	0	0/0	39.6

2005 GAME-BY-GAME SACKS

Opponent	ADALIUS THOMAS			TERRELL SUGGS			BART SCOTT			
	SACKS	YDS	AVG	SACKS	YDS	AVG	SACKS	YDS	AVG	
9/11 VS. IND.	0	0.0	0.0	0	0.0	0.0				
9/18 @ TEN.	0	0.0	0.0	0	0.0	0.0	SAW ACTION ON SPECIAL TEAMS	0	0.0	0.0
10/2 VS. NYJ	1.0	5.0	5.0	0.5	3.5	7.0		0	0.0	0.0
10/9 @ DET.	0	0.0	0.0	0	0.0	0.0		0	0.0	0.0
10/16 VS. CLE.	1.0	6.0	6.0	1.0	9.0	9.0		0	0.0	0.0
10/23 @ CHI.	1.0	4.0	4.0	0	0.0	0.0		0	0.0	0.0
10/31 @ PIT.	0	0.0	0.0	0.5	6.0	12.0		0	0.0	0.0
11/6 VS. CIN.	1.0	7.0	7.0	0	0.0	0.0		0.5	3.5	7.0
11/13 @ JAX.	0	0.0	0.0	0	0.0	0.0		0.5	3.0	6.0
11/20 VS. PIT.	0	0.0	0.0	0	0.0	0.0		2.0	14.0	7.0
11/27 @ CIN.	0	0.0	0.0	0	0.0	0.0		0	0.0	0.0
12/4 VS. HOU.	1.0	4.0	4.0	3.0	24.0	8.0		1.0	4.0	4.0
12/11 @ DEN.	1.0	13.0	13.0	0	0.0	0.0		0	0.0	0.0
12/19 VS. GB	1.0	11.0	11.0	1.0	8.0	8.0		0	0.0	0.0
12/25 VS. MIN.	1.0	16.0	16.0	0.5	4.0	8.0		0	0.0	0.0
1/1/06 @ CLE.	1.0	9.0	9.0	1.5	11.0	7.3		0	0.0	0.0
2005 TOTAL	9.0	75.0	8.3	8.0	65.5	8.2		4.5	24.5	5.4

2005 GAME-BY-GAME SACKS

Opponent	TOMMY POLLEY			PETER BOULWARE			CHAD WILLIAMS		
	SACKS	YDS	AVG	SACKS	YDS	AVG	SACKS	YDS	AVG
9/11 VS. IND.	0	0.0	0.0	0	0.0	0.0	SAW ACTION ON SPECIAL TEAMS		
9/18 @ TEN.	0	0.0	0.0	INACTIVE			0	0.0	0.0
10/2 VS. NYJ	0	0.0	0.0	1.0	10.0	10.0	0	0.0	0.0
10/9 @ DET.	0.5	3.5	7.0	0	0.0	0.0	0	0.0	0.0
10/16 VS. CLE.	1.5	13.5	9.0	0	0.0	0.0	0	0.0	0.0
10/23 @ CHI.	0	0.0	0.0	0	0.0	0.0	0	0.0	0.0
10/31 @ PIT.	0	0.0	0.0	0.5	6.0	12.0	0	0.0	0.0
11/6 VS. CIN.	0	0.0	0.0	0	0.0	0.0	0	0.0	0.0
11/13 @ JAX.	0	0.0	0.0	0	0.0	0.0	0	0.0	0.0
11/20 VS. PIT.	1.0	8.0	8.0	0	0.0	0.0	0	0.0	0.0
11/27 @ CIN.	0	0.0	0.0	0	0.0	0.0	0	0.0	0.0
12/4 VS. HOU.	0	0.0	0.0	0	0.0	0.0	0	0.0	0.0
12/11 @ DEN.	0	0.0	0.0	0	0.0	0.0	0	0.0	0.0
12/19 VS. GB.	0	0.0	0.0	0	0.0	0.0	1.0	9.0	9.0
12/25 VS. MIN.	1.0	4.0	4.0	0	0.0	0.0	0	0.0	0.0
1/1/06 @ CLE.	0	0.0	0.0	1.0	2.0	2.0	0.5	3.0	6.0
2005 TOTAL	4.0	29.0	7.3	2.5	18.0	7.2	1.5	12.0	8.0

Opponent	ANTHONY WEAVER			RODERICK GREEN			KELLY GREGG		
	SACKS	YDS	AVG	SACKS	YDS	AVG	SACKS	YDS	AVG
9/11 VS. IND.	0	0.0	0.0	0	0.0	0.0	0	0.0	0.0
9/18 @ TEN.	0	0.0	0.0	1.0	2.0	2.0	0	0.0	0.0
10/2 VS. NYJ	0	0.0	0.0	1.0	2.0	2.0	0	0.0	0.0
10/9 @ DET.	INACTIVE			0			0		
10/16 VS. CLE.	INACTIVE			SAW ACTION ON SPECIAL TEAMS			0.5	2.5	5.0
10/23 @ CHI.	INACTIVE			SAW ACTION ON SPECIAL TEAMS			0	0.0	0.0
10/31 @ PIT.	INACTIVE			SAW ACTION ON SPECIAL TEAMS			1.0	5.0	5.0
11/6 VS. CIN.	0	0.0	0.0	SAW ACTION ON SPECIAL TEAMS			0.5	3.5	7.0
11/13 @ JAX.	0	0.0	0.0	SAW ACTION ON SPECIAL TEAMS			0	0.0	0.0
11/20 VS. PIT.	2.0	11.0	5.5	SAW ACTION ON SPECIAL TEAMS			0	0.0	0.0
11/27 @ CIN.	0	0.0	0.0	SAW ACTION ON SPECIAL TEAMS			0	0.0	0.0
12/4 VS. HOU.	INACTIVE			SAW ACTION ON SPECIAL TEAMS			0	0.0	0.0
12/11 @ DEN.	INACTIVE			SAW ACTION ON SPECIAL TEAMS			0	0.0	0.0
12/19 VS. GB.	0	0.0	0.0	0	0.0	0.0	0	0.0	0.0
12/25 VS. MIN.	0	0.0	0.0	SAW ACTION ON SPECIAL TEAMS			0.5	4.0	8.0
1/1/06 @ CLE.	0	0.0	0.0	SAW ACTION ON SPECIAL TEAMS			0	0.0	0.0
2005 TOTAL	2.0	11.0	5.5	2.0	4.0	2.0	2.5	15.0	6.0

Opponent	JARRET JOHNSON			MAAKE KEMOEAU			AUBRAYO FRANKLIN		
	SACKS	YDS	AVG	SACKS	YDS	AVG	SACKS	YDS	AVG
9/11 VS. IND.	0	0.0	0.0	0	0.0	0.0	INACTIVE		
9/18 @ TEN.	0	0.0	0.0	0	0.0	0.0	0	0.0	0.0
10/2 VS. NYJ	0	0.0	0.0	0	0.0	0.0	0	0.0	0.0
10/9 @ DET.	0	0.0	0.0	0	0.0	0.0	0	0.0	0.0
10/16 VS. CLE.	0	0.0	0.0	0	0.0	0.0	0	0.0	0.0
10/23 @ CHI.	0	0.0	0.0	0	0.0	0.0	0	0.0	0.0
10/31 @ PIT.	0	0.0	0.0	0	0.0	0.0	0	0.0	0.0
11/6 VS. CIN.	0	0.0	0.0	0	0.0	0.0	0	0.0	0.0
11/13 @ JAX.	0.5	3.0	6.0	0	0.0	0.0	0	0.0	0.0
11/20 VS. PIT.	1.0	1.0	1.0	0	0.0	0.0	0	0.0	0.0
11/27 @ CIN.	0	0.0	0.0	0	0.0	0.0	0	0.0	0.0
12/4 VS. HOU.	0	0.0	0.0	0	0.0	0.0	0	0.0	0.0
12/11 @ DEN.	0	0.0	0.0	0	0.0	0.0	1.0	1.0	1.0
12/19 VS. GB.	0	0.0	0.0	0	0.0	0.0	0	0.0	0.0
12/25 VS. MIN.	0	0.0	0.0	0	0.0	0.0	0	0.0	0.0
1/1/06 @ CLE.	0	0.0	0.0	1.0	2.0	2.0	0	0.0	0.0
2005 TOTAL	1.5	4.0	2.7	1.0	2.0	2.0	1.0	1.0	1.0

2005 GAME-BY-GAME SACKS

Opponent	RAY LEWIS		
	SACKS	YDS	AVG
9/11 VS. IND.	0	0.0	0.0
9/18 @ TEN.	0	0.0	0.0
10/2 VS. NYJ	1.0	1.0	1.0
10/9 @ DET.	0	0.0	0.0
10/16 VS. CLE.	0	0.0	0.0
10/23 @ CHI.	0	0.0	0.0
10/31 @ PIT.	INACTIVE		
11/6 VS. CIN.	INACTIVE		
11/13 @ JAX.	INACTIVE		
11/20 VS. PIT.	INACTIVE		
11/27 @ CIN.	INACTIVE		
12/4 VS. HOU.	INACTIVE		
12/11 @ DEN.	INJURED RESERVE		
12/19 VS. GB	INJURED RESERVE		
12/25 VS. MIN.	INJURED RESERVE		
1/1/06 @ CLE.	INJURED RESERVE		
2005 TOTAL	1.0	1.0	1.0



LB Adalius Thomas, who sacked Browns QB Trent Diller on this play, led the Ravens with 9 sacks in 2005.

2005 REVIEW

2005 GAME-BY-GAME INTERCEPTIONS

Opponent	DEION SANDERS					ADALIUS THOMAS					TERRELL SUGGS				
	INT	YDS	AVG	LG	TD	INT	YDS	AVG	LG	TD	INT	YDS	AVG	LG	TD
9/11 VS. IND.	0	0	0.0	0	0	0	0	0.0	0	0	0	0	0.0	0	0
9/18 @ TEN.	0	0	0.0	0	0	0	0	0.0	0	0	0	0	0.0	0	0
10/2 VS. NYJ	0	0	0.0	0	0	0	0	0.0	0	0	0	0	0.0	0	0
10/9 @ DET.	0	0	0.0	0	0	0	0	0.0	0	0	1	38	38.0	38	0
10/16 VS. CLE.	0	0	0.0	0	0	0	0	0.0	0	0	0	0	0.0	0	0
10/23 @ CHI.	0	0	0.0	0	0	0	0	0.0	0	0	0	0	0.0	0	0
10/31 @ PIT.	0	0	0.0	0	0	1	28	28.0	28	0	0	0	0.0	0	0
11/6 VS. CIN.	0	0	0.0	0	0	0	0	0.0	0	0	0	0	0.0	0	0
11/13 @ JAX.	0	0	0.0	0	0	0	0	0.0	0	0	0	0	0.0	0	0
11/20 VS. PIT.	0	0	0.0	0	0	0	0	0.0	0	0	1	0	0.0	0	0
11/27 @ CIN.	1	33	33.0	33	0	0	0	0.0	0	0	0	0	0.0	0	0
12/4 VS. HOU.	0	0	0.0	0	0	1	20	20.0	20	1	0	0	0.0	0	0
12/11 @ DEN.	0	0	0.0	0	0	0	0	0.0	0	0	0	0	0.0	0	0
12/19 VS. GB	1	24	24.0	24	0	0	0	0.0	0	0	0	0	0.0	0	0
12/25 VS. MIN.	0	0	0.0	0	0	0	0	0.0	0	0	0	0	0.0	0	0
1/1/06 @ CLE.	0	0	0.0	0	0	0	0	0.0	0	0	0	0	0.0	0	0
2005 TOTAL	2	57	28.5	33	0	2	48	24.0	28	1	2	38	19.0	38	0

Opponent	ED REED					CHAD WILLIAMS					SAMARI ROLLE				
	INT	YDS	AVG	LG	TD	INT	YDS	AVG	LG	TD	INT	YDS	AVG	LG	TD
9/11 VS. IND.	0	0	0.0	0	0	SAW ACTION ON SPECIAL TEAMS									
9/18 @ TEN.	0	0	0.0	0	0	0	0	0.0	0	0	0	0	0.0	0	0
10/2 VS. NYJ	0	0	0.0	0	0	0	0	0.0	0	0	0	0	0.0	0	0
10/9 @ DET.	0	0	0.0	0	0	0	0	0.0	0	0	0	0	0.0	0	0
10/16 VS. CLE.	0	0	0.0	0	0	0	0	0.0	0	0	0	0	0.0	0	0
10/23 @ CHI.	INACTIVE					0	0	0.0	0	0	0	0	0.0	0	0
10/31 @ PIT.	INACTIVE					0	0	0.0	0	0	0	0	0.0	0	0
11/6 VS. CIN.	INACTIVE					0	0	0.0	0	0	0	0	0.0	0	0
11/13 @ JAX.	INACTIVE					0	0	0.0	0	0	0	0	0.0	0	0
11/20 VS. PIT.	INACTIVE					0	0	0.0	0	0	0	0	0.0	0	0
11/27 @ CIN.	INACTIVE					0	0	0.0	0	0	0	0	0.0	0	0
12/4 VS. HOU.	0	0	0.0	0	0	0	0	0.0	0	0	0	0	0.0	0	0
12/11 @ DEN.	0	0	0.0	0	0	0	0	0.0	0	0	0	0	0.0	0	0
12/19 VS. GB	0	0	0.0	0	0	1	0	0.0	0	0	1	0	0.0	0	0
12/25 VS. MIN.	0	0	0.0	0	0	0	0	0.0	0	0	0	0	0.0	0	0
1/1/06 @ CLE.	1	23	23.0	23	0	*0	14	14.0	14	0	*0	11	11.0	11	0
2005 TOTAL	1	23	23.0	23	0	1	14	14.0	14	0	1	11	11.0	11	0

*S Ed Reed intercepted a pass and pitched it to CB Samari Rolle, who gained 11 yards and then pitched it to S Chad Williams, who gained 14 more yards on the play.

2005 GAME-BY-GAME INTERCEPTIONS

Opponent	TOMMY POLLEY					RAY LEWIS					CHRIS MCALISTER				
	INT	YDS	AVG	LG	TD	INT	YDS	AVG	LG	TD	INT	YDS	AVG	LG	TD
9/11 VS. IND.	0	0	0.0	0	0	0	0	0.0	0	0	0	0	0.0	0	0
9/18 @ TEN.	0	0	0.0	0	0	0	0	0.0	0	0	0	0	0.0	0	0
10/2 VS. NYJ	0	0	0.0	0	0	0	0	0.0	0	0	0	0	0.0	0	0
10/9 @ DET.	0	0	0.0	0	0	0	0	0.0	0	0	1	0	0.0	0	0
10/16 VS. CLE.	0	0	0.0	0	0	1	0	0.0	0	0	0	0	0.0	0	0
10/23 @ CHI.	0	0	0.0	0	0	0	0	0.0	0	0	0	0	0.0	0	0
10/31 @ PIT.	0	0	0.0	0	0	INACTIVE					0	0	0.0	0	0
11/6 VS. CIN.	0	0	0.0	0	0	INACTIVE					0	0	0.0	0	0
11/13 @ JAX.	0	0	0.0	0	0	INACTIVE					0	0	0.0	0	0
11/20 VS. PIT.	0	0	0.0	0	0	INACTIVE					0	0	0.0	0	0
11/27 @ CIN.	0	0	0.0	0	0	INACTIVE					0	0	0.0	0	0
12/4 VS. HOU.	0	0	0.0	0	0	INACTIVE					INACTIVE				
12/11 @ DEN.	0	0	0.0	0	0	INJURED RESERVE					0	0	0.0	0	0
12/19 VS. GB	0	0	0.0	0	0	INJURED RESERVE					0	0	0.0	0	0
12/25 VS. MIN.	0	0	0.0	0	0	INJURED RESERVE					0	0	0.0	0	0
1/1/06 @ CLE.	1	2	2.0	2	0	INJURED RESERVE					INACTIVE				
2005 TOTAL	1	2	2.0	2	0	1	0	0.0	0	0	1	0	0.0	0	0

2005 MILESTONES

Still Kickin’: In a 10-point performance versus Cleveland (10/16), long-time veteran **K Matt Stover** reached the 1,500-mark for his career. Against the Browns in the final week of the season (1/1/06), he totaled 10 more points to move into an 8th-place tie (Eddie Murray) on the NFL’s all-time scoring list with 1,594 points.

Give Him 100: With 12 points in game 15 against Minnesota (12/25), Stover hit the 100-point milestone for the season, marking the 9th time in his career that he’s eclipsed the 100-points barrier. He has compiled at least 100 points in 7 of his 10 seasons as a Raven.

C-Note: Scoring on a 3-yard TD reception against the Browns (10/16), **TE Todd Heap** hit the century mark for points in his career. Entering 2006, Heap had 130 points. Against Minnesota, Heap caught his 7th TD pass of the season – a new career high. Currently, he is 4th on the all-time scoring list behind Jermaine Lewis (3rd, 132).

Up the Ladder: Heap became the Ravens’ all-time receiving yards leader (2,893) when he hauled in 110 yards versus Green Bay (12/19). He surpassed both Travis Taylor (2,758) and Qadry Ismail (2,819).

View From the Top: Reeling in 4 catches against the Bengals (11/6), Heap became the Ravens’ all-time leader in receptions. Entering 2006, he had snagged 243 balls for his career, 75 of which came last season. That mark gives him the 3rd most in franchise single-season history, trailing only Derrick Mason’s 86 in 2005 and Michael Jackson’s 76 in 1996.

Monstrous Mason: **WR Derrick Mason** reeled in a season-high 9 receptions for 103 yards against the Vikings (12/25) to become Baltimore’s single-season receptions leader. Mason passed Michael Jackson – who boasted 76 in 1996 – to finish this season with 86 total catches. Additionally, Mason racked up 1,073 receiving yards in 2005, giving him his 5th-consecutive 1,000-yard campaign and the 4th overall in Ravens franchise history.

The Dazzling Duo: **Todd Heap** and **Derrick Mason** caught 75 and 86 balls, respectively, making 2005 the 1st season in Ravens history in which 2 players have each totaled at least 75 catches. The 161 total catches, passed the 147 compiled by Shannon Sharpe (73) and Qadry Ismail (74) in 2001. Heap and Mason’s mark set the record for most combined receptions by a Ravens’ duo in team history. The 161 catches also led all NFL WR-TE combinations in 2005.

Has it Been That Long?: Against the Packers (12/19), **LT Jonathan Ogden** started and played in his 150th career game. Ogden also earned his 9th-straight Pro Bowl appearance in 2005.

Way to Go, Rookie: With his 7 catches for 105 yards at Denver (12/11), **WR Mark Clayton** became the Ravens’ all-time leader in receptions and yards by a rookie. He finished with 44 catches for 471 yards in his 1st NFL season. Clayton surpassed Travis Taylor, who in 2000, posted 27 grabs for 241 yards. Additionally, Clayton holds rookie franchise records for both single-game catches (7) and yards (105).



Colts 24, Ravens 7

Indianapolis (1-0)
Baltimore (0-1)

SUNDAY, SEPT. 11, 2005 • 8:30 PM ET • M&T BANK STADIUM • BALTIMORE

Weather: 76°, Clear, Wind SSE 5 mph • Attendance: 70,501 • Time: 3:10

A series of uncharacteristic miscues cost the Ravens in a 24-7 loss to the Colts, 1 of the best teams in the league. Reliable K Matt Stover missed 3 FGAs. CB Chris McAlister dropped an INT that likely would have resulted in a TD. The Ravens had an 88-yard punt return by B.J. Sams negated by a block in the back, and Ravens QBs combined to throw 3 INTs. Kyle Boller threw 1 of the INTs before leaving in the 3rd quarter with a hyper-extended toe on his right foot. With a 3-0 lead in the 3rd quarter, the Colts capitalized on a penalty that extended a drive. Two-time league MVP Manning hooked up with WR Marvin Harrison for a 28-yard TD strike. Later, TE Ben Utecht found an opening in the middle of the field and caught a perfectly-thrown 26-yard TD pass from Manning, opening up a 17-point lead. The Ravens were undone by 4 turnovers and 8 penalties for 45 yards. Backup QB Anthony Wright lost a fumble and threw 2 INTs, including 1 to LB Cato June that he returned 30 yards for a TD in the 4th quarter. The Ravens averted a shutout when TE Daniel Wilcox caught a 17-yard TD pass from Wright with 13 seconds remaining in the game. A maturing Colts' defense made sure the Ravens did not have much success running the ball. They managed just 77 yards on 21 carries, including 48 on 16 by RB Jamal Lewis, who broke a finger in the game.

Indianapolis Colts

OFFENSE		DEFENSE	
WR 87 R. Wayne	LE 79 R. Brock	LT 78 T. Glenn	LT 75 L. Triplett
LG 65 R. Lijja	DT 97 C. Simon	C 63 J. Saturday	RE 93 D. Freney
RG 73 J. Scott	SLB 50 D. Thornton	RT 71 R. Diem	MLB 58 G. Brackett
TE 47 B. Utecht	WLB 59 C. June	WR 88 M. Harrison	LCB 25 N. Harper
QB 18 P. Manning	DB 42 J. David	RB 32 E. James	SS 29 J. Jefferson
TE 81 B. Fletcher	FS 21 B. Sanders		

Baltimore Ravens

OFFENSE		DEFENSE	
WR 84 C. Moore	LDE 98 A. Weaver	LT 75 J. Ogen	DT 97 K. Gregg
LG 64 E. Multitalo	DT 92 M. Kemocatu	C 62 M. Flynn	RDE 55 T. Suggs
RG 68 K. Vincent	LLB 96 A. Thomas	RT 77 O. Brown	MLB 52 R. Lewis
TE 86 T. Heap	CB 37 D. Sanders	WR 85 D. Mason	LCB 21 C. McAlister
QB 7 K. Boller	RCB 22 S. Rolle	RB 31 J. Lewis	SS 20 E. Reed
TE 83 D. Wilcox	FS 47 W. Demps		

OFFICIALS – Referee: Bill Carollo (63); Umpire: Tony Michalek (115); Head Linesman: John Schleyer (21); Line Judge: Bryon Boston (18); Side Judge: James Coleman (95); Field Judge: Gene Steratore (114); Back Judge: Bib Waggoner (25); Replay: Bob Boylston

	1	2	3	4	OT	TOTAL	FIELD GOALS - made () & missed
INDIANAPOLIS	0	3	14	7	-	24	M. Vanderjagt (20)
BALTIMORE	0	0	0	7	-	7	M. Stover 38WL, 47WL, 45WR

TEAM	QTR	TIME	PLAY DESCRIPTION (extra point)	DRIVE	SCORE
Colts	2	0:15	M. Vanderjagt kick 20 FG	9-54, 2:38	3-0
Colts	3	8:43	M. Harrison 28 pass from P. Manning (M. Vanderjagt kick)	7-63, 2:50	10-0
Colts	3	5:08	B. Utecht 26 pass from P. Manning (M. Vanderjagt kick)	4-71, 2:00	17-0
Colts	4	2:39	C. June 30 INT return (M. Vanderjagt kick)		24-0
Ravens	4	0:13	D. Wilcox 17 pass from A. Wright (M. Stover kick)	5-63, 0:47	24-7

TEAM STATISTICS

First Downs (total-rush-pass-penalty)
Total Yards – Plays – Average
Net Yards Rushing – Rushes – Average
Net Yards Passing – Times Thrown – Yards Lost – Gross Passing
Passes Attempted – Completed – Intercepted
Punts / Number – Average
Penalties / Number – Yards
Fumbles / Number – Lost

COLTS

19-6-12-1
340-62-5.5
86-26-3.3
254-0-0-254
36-21-0
7-39.3
7-45
0-0

RAVENS

22-5-17-0
401-78-5.1
77-21-3.7
324-3-31-355
54-34-3
4-39.8
8-45
2-1

INDIVIDUAL STATISTICS

Rushing	Indianapolis:	E. James 23-88-0-16LG; P. Manning 3-(-2)-0-0LG
	Baltimore:	J. Lewis 16-48-0-25LG; C. Taylor 4-27-0-23LG; K. Boller 1-2-0-2LG
Receiving	Indianapolis:	B. Stokley 7-83-0-28LG; M. Harrison 6-69-1-28LG; R. Wayne 4-50-0-17LG; E. James 3-26-0-11LG; B. Utecht 1-26-1-26LG
	Baltimore:	D. Mason 8-99-0-25LG; D. Wilcox 8-78-1-17LG; M. Clayton 5-44-0-12LG; T. Heap 4-38-0-11LG; D. Dinkins 3-30-0-15LG; C. Moore 2-36-0-24LG; C. Taylor 2-22-0-11LG; J. Lewis 1-4-0-4LG; R. Hymes 1-4-0-4LG
Passing	Indianapolis:	P. Manning 36-21-254-0-2-28LG
	Baltimore:	A. Wright 31-19-214-2-1-25LG; K. Boller 23-15-141-1-0-28LG
Interceptions	Indianapolis:	G. Brackett 2-31; C. June 1-30
	Baltimore:	None
Sacks	Indianapolis:	L. Triplett 2-19; R. Mathis 1-12
	Baltimore:	None

2005 REVIEW

**2**

Titans 25, Ravens 10

Baltimore (0-2)
Tennessee (1-1)**SUNDAY, SEPT. 18, 2005 • 1:00 PM ET • THE COLISEUM • NASHVILLE**

Weather: 75°, Sunny, Wind 0 mph • Attendance: 69,149 • Time: 3:16

2005 REVIEW

The Titans had 228 of their 290 yards in the 1st half and controlled the ball for more than 33 minutes in their 25-10 victory over Baltimore. Still, the Ravens were in the game into the 3rd quarter, when a breakdown on special teams may have sealed their fate. Ravens K Matt Stover had just kicked a 30-yard FG to pull the Ravens to within 13-3. But on the ensuing KO, the Ravens gave up a 59-yard return, giving the Titans the ball on the Ravens' 30. Tennessee was in prime position for a 47-yard FG by K Rob Bironas that stretched the lead back to 13 points. The Ravens would get no closer the rest of the afternoon. On the Ravens' 2nd possession of the game, they fumbled on their own 25, setting up a 2-yard pass from Steve McNair to FB Troy Fleming. That was the Titans' lone offensive TD of the afternoon, but it was all they needed. Bironas connected on 3 FGs, Ravens P Dave Zastudil had a punt blocked in the end zone for a safety, and Ravens QB Anthony Wright threw an INT for a TD. With the Ravens down 16-3 in the 4th quarter, Wright threw a pass across the middle that was intercepted by LB Brad Kassell, who returned it 21 yards for a TD. The Ravens finally crossed the goal line with 6 minutes, 24 seconds left in the game. Wright connected with WR Derrick Mason for a 12-yard TD pass.

Baltimore Ravens

OFFENSE	DEFENSE
TE 87 D. Dinkins	LDE 98 A. Weaver
LT 75 J. Ogden	DT 97 K. Gregg
LG 64 E. Multialo	NT 92 M. Kemoeatu
C 62 M. Flynn	RDE 55 T. Suggs
RG 68 K. Vincent	LLB 96 A. Thomas
RT 77 O. Brown	MLB 52 R. Lewis
TE 86 T. Heap	RLB 50 T. Polley
WR 85 D. Mason	LCB 21 C. McAlister
QB 2 A. Wright	RCB 22 S. Rolle
RB 31 J. Lewis	SS 20 E. Reed
TE 83 D. Wilcox	FS 47 W. Demps

Tennessee Titans

OFFENSE	DEFENSE
WR 81 B. Jones	LE 93 K. Vanden Bosch
LT 72 B. Hopkins	LT 90 R. Starks
LG 69 Z. Piller	RT 92 A. Haynesworth
C 77 J. Hartwig	RE 98 A. Odom
RG 75 B. Olson	LLB 59 P. Sirmon
RT 71 M. Roos	MLB 55 B. Kassell
TE 88 E. Kinney	RLB 53 K. Bulluck
WR 83 D. Bennett	LCB 26 A. Woolfolk
QB 9 S. McNair	DB 40 J. Sandy
TE 84 B. Troupe	SS 25 Tank Williams
RB 29 C. Brown	FS 28 L. Thompson

OFFICIALS - Referee: Walt Coleman (65); Umpire: Carl Paganelli (124); Head Linesman: Ron Phares (10); Line Judge: Bill Spyskma (8); Side Judge: Dave Wyant (16); Field Judge: Steve Zimmer (33); Back Judge: Richard Reels (83); Replay: Bob McGrath

	1	2	3	4	OT	TOTAL	FIELD GOALS - made () & missed
BALTIMORE	0	0	3	7	-	10	M. Stover (30)
TENNESSEE	7	6	3	9	-	25	R. Bironas (39, 29, 47)

TEAM	QTR	TIME	PLAY DESCRIPTION (extra point)	DRIVE	SCORE
Titans	1	7:50	T. Fleming 2 pass from S. McNair (R. Bironas kick)	3-25, 1:04	0-7
Titans	2	13:08	R. Bironas kick 39 FG	13-47, 7:46	0-10
Titans	2	0:01	R. Bironas kick 29 FG	5-26, 0:51	0-13
Ravens	3	8:54	M. Stover kick 30 FG	10-74, 4:30	3-13
Titans	3	7:10	R. Bironas kick 47 FG	4-1, 1:44	3-16
Titans	4	11:53	B. Kassell 21 INT return (R. Bironas kick)		3-23
Ravens	4	6:24	D. Mason 12 pass from A. Wright (M. Stover kick)	14-88, 5:29	10-23
Titans	4	2:43	W. Demps tackled in end zone for safety		10-25

TEAM STATISTICS

	RAVENS	TITANS
First Downs (total-rush-pass-penalty)	12-0-11-1	16-2-12-2
Total Yards - Plays - Average	182-60-3.0	290-67-4.3
Net Yards Rushing - Rushes - Average	14-13-1.1	97-29-3.3
Net Yards Passing - Times Thrown - Yards Lost - Gross Passing	168-6-44-212	193-1-2-195
Passes Attempted - Completed - Intercepted	41-25-1	37-19-0
Punts / Number - Average	10-37.9	8-44.9
Penalties / Number - Yards	10-73	5-47
Fumbles / Number - Lost	1-1	1-1

INDIVIDUAL STATISTICS

Rushing	Baltimore:	J. Lewis 10-9-0-13LG; C. Taylor 3-5-0-7LG
	Tennessee:	T. Henry 18-62-0-17LG; C. Brown 8-33-0-22LG; S. McNair 3-2-0-4LG
Receiving	Baltimore:	D. Mason 8-60-1-12LG; T. Heap 8-56-0-20LG; J. Lewis 4-32-0-11LG; C. Taylor 3-21-0-10LG; M. Clayton 2-17-0-13LG; D. Dinkins 2-14-0-8LG; R. Hymes 1-12-0-12LG
	Tennessee:	D. Bennett 3-52-0-35LG; C. Brown 3-25-0-12LG; T. Fleming 3-21-1-18LG; B. Jones 2-29-0-16LG; T. Calico 2-22-0-13LG; E. Kinney 2-13-0-8LG; T. Henry 2-4-0-3LG; C. Roby 1-2-0-24LG; B. Troupe 1-5-0-5LG
Passing	Baltimore:	A. Wright 40-25-212-1-1-20LG; R. Hymes 1-0-0-0-0-0LG
	Tennessee:	S. McNair 36-19-195-0-1-35LG; D. Bennett 1-0-0-0-0-0LG
Interceptions	Baltimore:	None
	Tennessee:	B. Kassell 1-21
Sacks	Baltimore:	R. Green 1-2
	Tennessee:	K. Vanden Bosch 3-23; K. Bulluck 1-8; P. Sirmon 1-4; R. Starks 0.5-4.5; T. LaBoy 0-5-4.5

**3**

Ravens 13, Jets 3

New York (1-3)
Baltimore (1-2)**SUNDAY, OCT. 2, 2005 • 4:05 PM ET • M&T BANK STADIUM • BALTIMORE****Weather: 79°, Sunny, Wind ESE 6 mph • Attendance: 70,479 • Time: 2:48**

When the Ravens needed it the most, their defense was at its best. Thanks to a goal-line stand that helped save a game and revive a season, Baltimore earned a 13-3 victory over the New York Jets. The Ravens led 6-0 early in the 2nd half, when the Jets returned a fumble (RB Jamal Lewis) to the Ravens' 1. But Baltimore's D was a brick wall, turning New York away on 3 consecutive plays. The goal-line stand forced the Jets to settle for a 21-yard FG by K Mike Nugent, which cut the lead in half. But the Ravens then put the game on ice with a 13-play, 71-yard TD drive that ended with a 1-yard leap across the goal line by Lewis. On the scoring drive, which took more than 8 minutes off the clock, Baltimore ran the ball 11 times. Lewis finished the game with 81 yards on 29 carries, while the Ravens had 115. With the offense providing the TD and 2 FGs by K Matt Stover, the Ravens' defense did the rest. In the 8th-best statistical game in Ravens history, New York managed just 152 yards, including only 28 on the ground, the 4th-fewest in team history. RB Curtis Martin led the league in rushing in 2004, but managed just 30 against Baltimore. The Ravens harassed QB Brooks Bollinger, sacking him 5 times and hitting him many more. WR Derrick Mason a gain led the team with 5 catches for 54 yards.

New York Jets

OFFENSE		DEFENSE	
SE	87 L. Coles	DE	92 S. Ellis
LT	79 A. Jones	DT	63 D. Robertson
LG	66 P. Kendall	NT	93 J. Reed
C	68 K. Mawae	WE	56 J. Abraham
RG	65 B. Moore	JLB	55 M. Brown
RT	69 J. Fabini	MLB	51 J. Vilma
TE	86 C. Baker	SLB	54 V. Hobson
FL	81 J. McCareins	CB	24 T. Law
QB	5 B. Bollinger	CB	36 D. Barrett
RB	28 C. Martin	S	26 E. Coleman
RB	23 D. Blaylock	S	25 K. Rhodes

Baltimore Ravens

OFFENSE		DEFENSE	
WR	89 M. Clayton	LDE	98 A. Weaver
LT	75 J. Ogen	DT	97 K. Gregg
LG	64 E. Multitalo	NT	92 M. Kemoeatu
C	62 M. Flynn	RDE	55 T. Suggs
RG	68 K. Vincent	LLB	96 A. Thomas
RT	78 O. Brown	MLB	52 R. Lewis
TE	86 T. Heap	RLB	50 T. Polley
WR	85 D. Mason	LCB	21 C. McAlister
QB	2 A. Wright	RCB	22 S. Rolle
RB	31 J. Lewis	SS	20 E. Reed
FB	39 A. Ricard	FS	47 W. Demps

OFFICIALS - Referee: Scott Green (19), Umpire: Jim Quirk (5); Head Linesman: Jim Mello (48); Line Judge: Jeff Bergman (32); Side Judge: Larry Rose (128); Field Judge: Eddie Powers (38); Back Judge: Lee Dyer (27); Replay: Larry Hill

	1	2	3	4	OT	TOTAL	FIELD GOALS - made () & missed
NEW YORK	0	0	3	0	-	3	M. Nugent (21)
BALTIMORE	3	3	7	0	-	13	M. Stover (42, 25)

TEAM	QTR	TIME	PLAY DESCRIPTION (extra point)	DRIVE	SCORE
Ravens	1	6:31	M. Stover kick 42 FG	10-32, 4:50	0-3
Ravens	2	3:47	M. Stover kick 25 FG	9-65, 5:33	0-6
Jets	3	11:17	M. Nugent kick 21 FG	4-(-2), 1:45	3-6
Ravens	3	3:12	J. Lewis 1 run (M. Stover kick)	13-71, 8:05	3-13

TEAM STATISTICS

	JETS	RAVENS
First Downs (total-rush-pass-penalty)	8-2-5-1	17-8-8-1
Total Yards - Plays - Average	152-48-3.2	259-66-3.9
Net Yards Rushing - Rushes - Average	28-15-1.9	115-45-2.6
Net Yards Passing - Times Thrown - Yards Lost - Gross Passing	124-5-25-149	144-0-0-144
Passes Attempted - Completed - Intercepted	28-14-0	21-15-1
Punts / Number - Average	9-42.2	5-46.2
Penalties / Number - Yards	5-39	3-19
Fumbles / Number - Lost	0-0	1-1

INDIVIDUAL STATISTICS

Rushing	New York: Baltimore:	C. Martin 13-30-0-8LG; D. Blaylock 2-(-2)-0-1LG J. Lewis 29-81-1-9LG; C. Taylor 11-32-0-9LG; A. Wright 5-2-0-4LG
Receiving	New York: Baltimore:	J. McCareins 3-59-0-32LG; C. Baker 3-29-0-21LG; C. Martin 3-15-0-6LG; D. Jolley 2-15-0-12LG; L. Coles 1-16-0-16LG; D. Blaylock 1-10-0-10LG; J. Sowell 1-5-0-5LG D. Mason 5-54-0-32LG; T. Heap 4-39-0-24LG; C. Taylor 2-24-0-20LG; A. Ricard 1-11-0-11LG; D. Wilcox 1-10-0-10LG; M. Clayton 1-4-0-4LG; O. Mughelli 1-2-0-2LG
Passing	New York: Baltimore:	B. Bollinger 28-14-149-0-0-32LG A. Wright 21-15-144-1-0-32LG
Interceptions	New York: Baltimore:	E. Coleman 1-0 None
Sacks	New York: Baltimore:	None P. Boulware 1-10; A. Thomas 1-5; R. Green 1-2; R. Lewis 1-1; T. Polley 0.5-3.5; T. Suggs 0.5-3.5

2005 REVIEW

**4****Lions 35, Ravens 17**Baltimore (1-3)
Detroit (2-2)**SUNDAY, OCT. 9, 2005 • 1:00 P.M. • FORD FIELD • DETROIT****Weather: Indoors • Attendance: 61,201 • Time: 3:22**

The Ravens turned the ball over 4 times and committed a team-record 21 penalties in their 35-17 loss to Detroit. The Lions scored 21 2nd-half points, including 2 TDs in the course of 1 minute, 48 seconds to secure the victory. Detroit seized control of the game with a 18-play, 73-yard scoring drive. The possession ended with a 1-yard TD run by RB Artose Pinner on the Lions' 9th play from inside the Ravens' 10. Thanks to 3 personal foul penalties by the Ravens in 5 plays, the Lions sat on the doorstep of the end zone for 3 1/2 minutes. The Lions ran for 4 TDs – Pinner's dive, 2 by RB Kevin Jones in the 1st half and a 77-yard effort by Shawn Bryson to seal the game in the 4th quarter. Down 14-0 in the 2nd quarter, the Ravens rallied. QB Anthony Wright and RB Jamal Lewis hooked up on a 15-yard shovel pass for a TD, and K Matt Stover nailed a 46-yard FG on the last play of the 1st half. The Ravens added a TD in the 4th quarter – a 6-yard pass from Wright to TE Todd Heap – but it was not enough to overcome their miscues. Wright completed 20-of-37 passes for 230 yards and 2 TDs, but did throw 2 INTs. FB Ovie Mughelli and WR Derrick Mason both lost fumbles. Mason led the Ravens with 6 catches for 65 yards, while Lewis had 95 yards with 19 carries.

Baltimore Ravens

OFFENSE		DEFENSE	
WR 89	M. Clayton	LE 95	J. Johnson
TE 83	D. Wilcox	LT 97	K. Gregg
LT 75	J. Ogden	RT 92	M. Memeotu
LG 64	E. Muiltalo	RE 55	T. Suggs
C 62	M. Flynn	LLB 96	A. Thomas
RG 68	K. Vincent	MLB 52	R. Lewis
RT 77	O. Brown	RLB 50	T. Polley
TE 86	T. Heap	LCB 21	C. McAlister
WR 85	D. Mason	RCB 22	S. Rolle
QB 2	A. Wright	SS 20	E. Reed
RB 31	J. Lewis	FS 47	W. Demps

Detroit Lions

OFFENSE		DEFENSE	
WR 11	R. Williams	LE 78	C. Redding
LT 76	J. Backus	LT 92	S. Rogers
LG 64	R. DeMulling	RT 72	D. Wilkinson
C 51	D. Raiola	RE 98	K. Edwards
RG 65	D. Woody	WLB 52	J. Davis
RT 79	K. Butler	MLB 50	E. Holmes
TE 81	M. Pollard	SLB 97	B. Bailey
WR 88	M. Williams	LCB 35	A. Goodman
QB 3	J. Harrington	RCB 32	D. Bly
FB 27	P. Smith	FS 42	T. Holt
HB 34	K. Jones	SS 26	K. Kennedy

OFFICIALS – Referee: Mike Carey (94); **Umpire:** Dan Ferrell (64); **Head Linesman:** Steve Stelljes (22); **Line Judge:** Mark Perlman (9); **Side Judge:** Tom Fincken (47); **Field Judge:** Buddy Horton (82); **Back Judge:** Kirk Dornan (6); **Replay:** Tommy Moore

	1	2	3	4	OT	TOTAL	FIELD GOALS - made () & missed
BALTIMORE	0	10	0	7	–	17	M. Stover (46)
DETROIT	14	0	7	14	–	35	None

TEAM	QTR	TIME	PLAY DESCRIPTION (extra point)	DRIVE	SCORE
Lions	1	9:40	K. Jones 14 run (J. Hanson kick)	4-25, 1:59	0-7
Lions	1	4:40	K. Jones 1 run (J. Hanson kick)	9-61, 3:18	0-14
Ravens	2	8:14	J. Lewis 15 pass from A. Wright (M. Stover kick)	6-51, 2:57	7-14
Ravens	2	0:00	M. Stover kick 46 FG	5-34, 1:18	10-14
Lions	3	1:35	A. Pinner 1 run (J. Hanson kick)	18-73, 9:38	10-21
Lions	4	14:55	C. FitzSimmons 2 pass from J. Harrington (J. Hanson kick)	2-9, 0:22	10-28
Ravens	4	8:59	T. Heap 6 pass from A. Wright (M. Stover kick)	11-89, 5:56	17-28
Lions	4	7:05	S. Bryson 77 run (J. Hanson kick)	3-82, 1:54	17-35

TEAM STATISTICS

	RAVENS	LIONS
First Downs (total-rush-pass-penalty)	26-10-12-4	22-8-6-8
Total Yards – Plays – Average	387-68-5.7	266-61-4.4
Net Yards Rushing – Rushes – Average	159-30-5.3	169-37-4.6
Net Yards Passing – Times Thrown – Yards Lost – Gross Passing	228-1-2-230	97-1-0-97
Passes Attempted – Completed – Intercepted	37-20-2	23-10-2
Punts / Number – Average	4-41.0	4-46.3
Penalties / Number – Yards	21-147	7-46
Fumbles / Number – Lost	2-2	1-0

INDIVIDUAL STATISTICS

Rushing	Baltimore:	J. Lewis 19-95-0-12LG; C. Taylor 9-46-0-14LG; A. Wright 2-18-0-11LG
	Detroit:	S. Bryson 1-77-1-77LG; K. Jones 26-58-2-14LG; A. Pinner 9-32-1-7LG; J. Harrington 1-2-0-2LG
Receiving	Baltimore:	D. Mason 6-65-0-21LG; C. Taylor 4-24-0-18LG; M. Clayton 3-21-0-11LG; T. Heap 2-54-1-48LG; J. Lewis 2-17-1-15LG; C. Moore 1-23-0-23LG; R. Hymes 1-21-0-21LG; O. Mughelli 1-5-0-5LG;
	Detroit:	K. Johnson 3-25-0-10LG; R. Williams 2-24-0-12LG; S. Bryson 1-18-0-18LG; P. Smith 1-11-0-11LG; S. Vines 1-10-0-10LG; M. Williams 1-7-0-7LG; C. FitzSimmons 1-2-0-2LG
Passing	Baltimore:	A. Wright 37-20-230-2-2-48LG
	Detroit:	J. Harrington 23-10-97-2-1-18LG
Interceptions	Baltimore:	T. Suggs 1-38, C. McAlister 1-0
	Detroit:	D. Bly 2-17, T. Lehman 0-4
Sacks	Baltimore:	Team 1-0
	Detroit:	K. Edwards 1-2

**5****Ravens 16, Browns 3**Cleveland (2-3)
Baltimore (2-3)**SUNDAY, OCT. 16, 2005 • 1:00 PM ET • M&T BANK STADIUM • BALTIMORE****Weather: 67°, Sunny, Wind WNW 22 mph • Attendance: 70,196 • Time: 2:58**

From the very 1st play from scrimmage of the Ravens' 16-3 victory over Cleveland, their defense completely clamped down on the Browns. Browns QB Trent Dilfer bobbled a low snap from center on the Browns' 1st offensive play, and LB Ray Lewis pounced on the loose ball on the Cleveland 20. For the 1st time this season, the Ravens had momentum right out of the gate. Given the short field, the Ravens' offense quickly punched it into the end zone. QB Anthony Wright completed a 3-yard scoring pass to TE Todd Heap, giving the Ravens their initial 1st-quarter TD of the season. K Matt Stover provided the rest of the offense, nailing FGs of 39, 27 and 38 yards, despite battling a stiff wind. His 1st kick was set up by a 51-yard punt return by RS B.J. Sams. RB Chester Taylor put the Ravens in position for Stover's 2nd FG with a 52-yard run. And LB Terrell Suggs stripped Dilfer late in the 1st half, giving the Ravens a short field for Stover's 3rd FG. Ray Lewis had an INT to go along with his FR, while LB Adalius Thomas had a FR, as well. WR Derrick Mason again led the Ravens with 8 receptions for 85 yards, while Taylor had 92 yards on 8 carries. Cleveland's lone score came on a 24-yard FG by K Phil Dawson.

Cleveland Browns

OFFENSE		DEFENSE	
TE 83 A. Shea	LE 99 O. Roye	NT 95 J. Fick	
LT 70 L. Shelton	RE 97 A. McKinley	RE 97 A. McKinley	
LG 63 J. Andruzzi	LLB 96 K. Lang	LLB 96 K. Lang	
C 50 J. Faine	MLB 54 Andra Davis	MLB 54 Andra Davis	
RG 60 C. Coleman	WLB 58 B. Taylor	WLB 58 B. Taylor	
RT 72 R. Tucker	RLB 51 C. Thompson	RLB 51 C. Thompson	
TE 82 S. Heiden	LCB 33 D. McCutcheon	LCB 33 D. McCutcheon	
WR 81 A. Bryant	RCB 24 G. Baxter	RCB 24 G. Baxter	
QB 8 T. Dilfer	SS 25 C. Crocker	SS 25 C. Crocker	
RB 34 R. Droughns	FS 27 B. Russell	FS 27 B. Russell	
FB 42 T. Smith			

Baltimore Ravens

OFFENSE		DEFENSE	
WR 89 M. Clayton	LDE 95 J. Johnson	DT 97 K. Gregg	
LT 75 J. Ogen	DT 97 K. Gregg	DT 97 K. Gregg	
LG 64 E. Multitalo	NT 92 M. Kemocatu	NT 92 M. Kemocatu	
C 62 M. Flynn	RDE 55 T. Suggs	RDE 55 T. Suggs	
RG 68 K. Vincent	LLB 96 A. Thomas	LLB 96 A. Thomas	
RT 77 O. Brown	MLB 52 R. Lewis	MLB 52 R. Lewis	
TE 86 T. Heap	RLB 50 T. Polley	RLB 50 T. Polley	
WR 85 D. Mason	LCB 21 C. McAlister	LCB 21 C. McAlister	
QB 2 A. Wright	RCB 22 S. Rolle	RCB 22 S. Rolle	
RB 31 J. Lewis	SS 20 E. Reed	SS 20 E. Reed	
FB 34 O. Mughelli	FS 47 W. Demps	FS 47 W. Demps	

OFFICIALS - Referee: Walt Anderson (66); Umpire: Butch Hannah (40); Head Linesman: Phil McKinley (110); Line Judge: Gary Arthur (108); Side Judge: Rick Patterson (15); Field Judge: Bill Lovett (98); Back Judge: Billy Smith (2); Replay: Dick Creed

	1	2	3	4	OT	TOTAL	FIELD GOALS - made () & missed	
CLEVELAND	0	0	3	0	-	3	P. Dawson (24)	
BALTIMORE	10	6	0	0	-	16	M. Stover (39, 27, 38)	
TEAM	QTR	TIME	PLAY DESCRIPTION (extra point)				DRIVE	SCORE
Ravens	1	8:49	T. Heap 3 pass from A. Wright (M. Stover kick)				5-20, 2:37	0-7
Ravens	1	3:08	M. Stover kick 39 FG				8-15, 3:51	0-10
Ravens	2	12:38	M. Stover kick 27 FG				8-84, 4:33	0-13
Ravens	2	0:00	M. Stover kick 38 FG				5-17, 1:12	0-16
Browns	3	7:37	P. Dawson kick 24 FG				13-61, 7:23	3-16
TEAM STATISTICS			BROWNS			RAVENS		
First Downs (total-rush-pass-penalty)			12-5-4-3			16-5-10-1		
Total Yards - Plays - Average			186-52-3.6			351-65-5.4		
Net Yards Rushing - Rushes - Average			70-18-3.9			150-33-4.5		
Net Yards Passing - Times Thrown - Yards Lost - Gross Passing			116-4-31-147			201-1-12-213		
Passes Attempted - Completed - Intercepted			30-16-1			31-23-1		
Punts / Number - Average			6-50.3			5-47.6		
Penalties / Number - Yards			8-53			11-97		
Fumbles / Number - Lost			3-2			1-0		
INDIVIDUAL STATISTICS								
Rushing	Cleveland:	R. Droughns 15-55-0-13LG; W. Green 2-15-0-9LG; T. Dilfer 1-0-0-0LG						
	Baltimore:	C. Taylor 8-92-0-52LG; J. Lewis 24-59-0-10LG; A. Wright 1-(-1)-0-(-1)LG						
Receiving	Cleveland:	D. Northcutt 4-60-0-29LG; S. Heiden 4-38-0-13LG; A. Bryant 4-34-0-12LG; A. Shea 3-17-0-10LG; R. Droughns 1-(-2)-0-(-2)LG						
	Baltimore:	D. Mason 8-85-0-23LG; T. Heap 6-79-1-27LG; C. Taylor 4-8-0-3LG; J. Lewis 2-11-0-6LG; R. Hymes 1-19-0-19LG; M. Clayton 1-9-0-9LG; D. Wilcox 1-2-0-2LG						
Passing	Cleveland:	T. Dilfer 30-16-147-1-0-29LG						
	Baltimore:	A. Wright 31-23-213-1-1-27LG						
Interceptions	Cleveland:	G. Baxter 1-10						
	Baltimore:	R. Lewis 1-0						
Sacks	Cleveland:	A. McKinley 1-12						
	Baltimore:	T. Polley 1.5-13.5; T. Suggs 1-9; A. Thomas 1-6; K. Gregg 0.5-2.5						

2005 REVIEW



Bears 10, Ravens 6

Baltimore (2-4)
Chicago (3-3)

SUNDAY, OCT. 23, 2005 • 4:15 PM ET • SOLDIER FIELD • CHICAGO

Weather: 48°, Overcast, Wind NE 6 mph • Attendance: 62,102 • Time: 3:00

Baltimore committed 11 penalties for 100 yards in its 10-6 loss to the Bears. The impact a couple of infractions had on the game was clear. The Bears had 2 scoring drives. Each of them could have ended long before Chicago put points on the board, but 3rd-down penalties extended both possessions. Late in the 1st quarter, Chicago marched 78 yards to the end zone, thanks in part to 2 defensive penalties. The Bears capped the drive with a 9-yard TD pass from QB Kyle Orton to FB Marc Edwards after a play-action fake. Two Matt Stover field goals (40 and 29 yards) in the 2nd quarter cut the Bears' lead to 7-6 and put the Ravens in position to win in the 2nd half. Aside from the TD drive, the Ravens had the Bears' offense completely shut down. But in the span of 4 plays in the 3rd quarter, the Ravens committed 2 personal fouls, giving the Bears 30 yards of field position. The Bears converted the opportunity into a 23-yard FG by K Robbie Gould. QB Anthony Wright (18-of-32 passing, 164 yards, no TDs or INTs) found TE Todd Heap 7 times for 71 yards against the stout Bears' defense, but the Ravens could not punch it into the end zone. Neither team committed a turnover. Bears RB Thomas Jones had 25 carries for 139 yards, including 97 in the 2nd half.

Baltimore Ravens

OFFENSE

WR 80 R. Hymes
LT 75 J. Ogden
LG 64 E. Multialo
C 62 M. Flynn
RG 68 K. Vincent
RT 77 O. Brown
TE 86 T. Heap
WR 85 D. Mason
QB 2 A. Wright
RB 31 J. Lewis
FB 39 A. Ricard

DEFENSE

LE 95 J. Johnson
LT 97 K. Gregg
RT 92 M. Kemoatu
RE 55 T. Suggs
LLB 96 A. Thomas
MLB 57 B. Scott
RLB 50 T. Polley
LCB 21 C. McAllister
RCB 22 S. Rolle
SS 49 C. Williams
FS 47 W. Demps

Chicago Bears

OFFENSE

WR 87 M. Muhammad
LT 76 J. Tait
LG 63 R. Garza
C 57 O. Kreuzer
RG 60 T. Metcalf
RT 69 F. Miller
TE 88 D. Clark
WR 16 M. Bradley
QB 18 K. Orton
RB 20 T. Jones
HB 82 G. Reid

DEFENSE

LE 93 A. Ogunleye
LT 91 T. Harris
RT 95 I. Scott
RE 96 A. Brown
WLB 55 L. Briggs
MLB 54 B. Urlacher
SLB 92 H. Hillenmeyer
LCB 33 C. Tillman
RCB 31 N. Vasher
SS 30 M. Brown
FS 46 C. Harris

OFFICIALS -- Referee: Ed Hochuli (85), Umpire: Steve Wilson (29); Head Linesman: Mark Hittner (28); Line Judge: Carl Johnson (101); Side Judge: Tom Hill (97); Field Judge: Tom Sifferman (118); Back Judge: Scott Helverson (93); Replay: Lloyd McPeters

	1	2	3	4	OT	TOTAL	FIELD GOALS - made () & missed (40, 29)
BALTIMORE	0	6	0	0	-	6	M. Stover
CHICAGO	7	0	3	0	-	10	R. Gould (23) 47WR
TEAM	QTR	TIME	PLAY DESCRIPTION (extra point)			DRIVE	SCORE
Bears	1	0:19	M. Edwards 9 pass from K. Orton (R. Gould kick)			8-78, 3:37	0-7
Ravens	2	8:46	M. Stover kick 40 FG			8-34, 3:49	3-7
Ravens	2	0:26	M. Stover kick 29 FG			12-54, 6:09	6-7
Bears	3	2:52	R. Gould kick 23 FG			9-40, 4:17	6-10
TEAM STATISTICS				RAVENS		BEARS	
First Downs (total-rush-pass-penalty)				12-5-7-0		17-6-7-4	
Total Yards - Plays - Average				199-58-3.4		276-60-4.6	
Net Yards Rushing - Rushes - Average				66-22-3.0		143-29-4.9	
Net Yards Passing - Times Thrown - Yards Lost - Gross Passing				133-4-31-164		133-2-12-145	
Passes Attempted - Completed - Intercepted				32-18-0		29-15-0	
Punts / Number - Average				9-44.1		7-37.4	
Penalties / Number - Yards				11-100		9-60	
Fumbles / Number - Lost				2-0		1-0	
INDIVIDUAL STATISTICS							
Rushing	Baltimore:	J. Lewis 15-34-0-13LG; C. Taylor 2-21-0-14LG; A. Wright 5-11-0-5LG					
	Chicago:	T. Jones 25-139-0-42LG; C. Benson 2-6-0-3LG; K. Orton 2-(-2)-0-(-1)LG					
Receiving	Baltimore:	T. Heap 7-71-0-22LG; D. Mason 2-38-0-20LG; R. Hymes 2-25-0-13LG; D. Wilcox 2-8-0-5LG; J. Lewis 2-6-0-5LG; J. Green 1-8-0-8LG; A. Ricard 1-7-0-7LG; C. Taylor 1-1-0-1LG					
	Chicago:	D. Clark 4-50-0-26LG; M. Bradley 4-37-0-14LG; M. Muhammad 3-39-0-23LG; B. Berrian 2-15-0-8LG; M. Edwards 1-9-1-9LG; T. Jones 1-(-5)-0-(-5)LG					
Passing	Baltimore:	A. Wright 32-18-164-0-0-22LG					
	Chicago:	K. Orton 29-15-145-0-1-26LG					
Interceptions	Baltimore:	None					
	Chicago:	None					
Sacks	Baltimore:	Team 1-8, A. Thomas 1-4					
	Chicago:	Ta. Johnson 2-19, A. Ogunleye 1-4, A. Boone 0.5-4, M. Haynes 0.5-4					

2005 REVIEW



7



Steelers 20, Ravens 19

Baltimore (2-5)
Pittsburgh (5-2)

MONDAY, OCT. 31, 2005 • 9:00 PM ET • HEINZ FIELD • PITTSBURGH

Weather: 54°, Clear, Wind SSE 2 mph • Attendance: 64,178 • Time: 3:10

Both Baltimore K Matt Stover and Steelers K Jeff Reed drilled go-ahead FGs in the final 4 minutes of the Steelers' 20-19 victory. Sadly for the Ravens, Reed's 37-yarder with 1:36 left gave Pittsburgh the lead for good. The Ravens did have one last chance, taking over on their own 31-yard line with 89 seconds remaining. But when QB Anthony Wright's pass to RB Chester Taylor on 4th down fell to the ground, so did the Ravens' hopes for the upset. Despite playing without 6 starters, including standout defenders Ray Lewis and Ed Reed, the Ravens nearly won in Heinz Field for the 1st time since 2001. The Ravens led 19-17 with 3:21 left in the game when Stover nailed a 47-yarder, but Steelers QB Ben Roethlisberger orchestrated a late drive that led to Reed's kick. The Steelers took the initial drive 79 yards on 15 plays, which was capped by a 4-yard TD pass from Roethlisberger to TE Heath Miller. Baltimore answered right back, moving the length of the field on 9 plays. RB Chester Taylor got the Ravens into the end zone when he caught a pass from Wright and ran for a 13-yard score. Pittsburgh regained the lead in the 2nd quarter with a 42-yard FG by Reed that was set up by a fumble by RB Jamal Lewis deep in Ravens territory. Baltimore tied the game on a 22-yard FG by Stover with just over 5 minutes in the half. Early in the 2nd half, Roethlisberger connected with Miller again, this time from 8 yards out, giving the Steelers a 17-10 lead. Stover cut into that lead with FGs from 40 and 49 yards, the latter a Heinz Field record.

Baltimore Ravens

OFFENSE		DEFENSE	
WR	80 R. Hymes	LE	95 J. Johnson
LT	75 J. Orden	LT	97 K. Gregg
LG	64 E. Multitalo	RT	92 M. Kemoeatu
C	62 M. Flynn	RE	55 T. Suggs
RG	68 K. Vincent	LLB	96 A. Thomas
RT	77 O. Brown	MLB	57 B. Scott
TE	86 T. Heap	RLB	50 T. Polley
WR	85 D. Mason	LCB	21 C. McAlister
QB	2 A. Wright	RCB	22 S. Rolle
RB	31 J. Lewis	SS	49 C. Williams
FB	33 J. Green	FS	47 W. Demps

Pittsburgh Steelers

OFFENSE		DEFENSE	
SE	82 A. Randle El	DE	91 A. Smith
LT	77 M. Smith	NT	98 C. Hampton
LG	66 A. Faneca	RDE	67 K. von Oelhoffen
C	64 J. Hartings	LOLB	53 C. Haggans
RG	73 K. Simmons	LILB	51 J. Farnor
RT	78 M. Starks	RILB	50 L. Foote
TE	83 H. Miller	ROLB	55 J. Porter
HB	39 W. Parker	LCB	24 I. Taylor
TE	84 J. Tuman	RCB	26 D. Townsend
QB	7 B. Roethlisberger	SS	43 T. Polamalu
FB	86 H. Ward	FS	28 C. Hope

OFFICIALS -- Referee: Peter Morelli (135), Umpire: Garth DeFelic (53); Head Linesman: George Hayward (54); Line Judge: Darryll Lewis (130); Side Judge: Jeff Lambeth (103); Field Judge: Jim Saracino (58); Back Judge: Don Dorkowski (113); Replay: Hendi Anctch

	1	2	3	4	OT	TOTAL	FIELD GOALS - made () & missed
BALTIMORE	7	3	0	9	-	19	M. Stover (22) 43RU (40, 49, 47)
PITTSBURGH	7	3	7	3	-	20	J. Reed (42, 37)

TEAM	QTR	TIME	PLAY DESCRIPTION (extra point)	DRIVE	SCORE
Steelers	1	6:03	H. Miller 4 pass from B. Roethlisberger (J. Reed kick)	15-79, 8:57	0-7
Ravens	1	1:54	C. Taylor 13 pass from A. Wright (M. Stover kick)	9-73, 4:09	7-7
Steelers	2	13:21	J. Reed kick 42 FG	4-(-12), 1:23	7-10
Ravens	2	5:03	M. Stover kick 22 FG	9-38, 4:08	10-10
Steelers	3	7:47	H. Miller 8 pass from B. Roethlisberger (J. Reed kick)	10-64, 5:55	10-17
Ravens	4	13:56	M. Stover kick 40 FG	17-63, 8:51	13-17
Ravens	4	8:40	M. Stover kick 49 FG	8-39, 4:07	16-17
Ravens	4	3:21	M. Stover kick 47 FG	6-17, 2:27	19-17
Steelers	4	1:36	J. Reed kick 37 FG	8-60, 1:45	19-20

TEAM STATISTICS

First Downs (total-rush-pass-penalty)

Total Yards - Plays - Average

Net Yards Rushing - Rushes - Average

Net Yards Passing - Times Thrown - Yards Lost - Gross Passing

Passes Attempted - Completed - Intercepted

Punts / Number - Average

Penalties / Number - Yards

Fumbles / Number - Loss

RAVENS

20-6-12-2

318-73-4.4

72-27-2.7

246-2-6-252

44-25-2

1-41.0

6-38

1-1

STEELERS

19-5-13-1

261-61-4.3

101-28-3.6

160-2-17-177

31-18-1

3-40.7

4-19

2-1

INDIVIDUAL STATISTICS

Rushing

Baltimore: J. Lewis 17-61-0-14LG; C. Taylor 8-9-0-7LG; A. Wright 2-2-0-1LG
 Pittsburgh: W. Parker 14-63-0-16LG; J. Bettis 8-22-0-11LG; V. Haynes 1-7-0-7LG; A. Randle El 1-5-0-5LG; B. Roethlisberger 4-4-0-3LG

Receiving

Baltimore: D. Mason 7-91-0-31LG; C. Taylor 5-55-1-16LG; T. Heap 5-38-0-22LG; D. Wilcox 3-17-0-7LG; R. Hymes 1-21-0-21LG; P. Johnson 1-12-0-12LG; D. Dinkins 1-11-0-11LG; J. Green 1-7-0-7LG; J. Lewis 1-0-0-0LG
 Pittsburgh: H. Ward 8-75-0-15LG; A. Randle El 3-31-0-14LG; H. Miller 3-18-2-8LG; Q. Morgan 2-35-0-23LG; W. Parker 2-18-0-10LG

Passing

Baltimore: A. Wright 44-25-252-2-1-31LG
 Pittsburgh: B. Roethlisberger 30-18-177-1-2-23LG; C. Gardocki 1-0-0-0-0LG

Interceptions

Baltimore: A. Thomas 1-28
 Pittsburgh: I. Taylor 1-0, C. Hope 1-0

Sacks

Baltimore: K. Gregg 1-5, P. Boulware 0.5-6; T. Suggs 0.5-6
 Pittsburgh: C. Haggans 1-3, B. Keisel 1-3

2005 REVIEW



8



Bengals 21, Ravens 9

Cincinnati (7-2)
Baltimore (2-6)

SUNDAY, NOV. 6, 2005 • 1:00 PM ET • M&T BANK STADIUM • BALTIMORE

Weather: 70°, Partly Cloudy, Wind S 14 mph • Attendance: 70,196 • Time: 2:55

The Ravens dropped their 3rd-straight game (21-9 to the Bengals) because they could only match Cincinnati's TDs with FGs. Both teams had the same number of scoring drives, but each time, the Bengals made the 1 extra play to get into the end zone. Bengals QB Carson Palmer, who was 19-of-26 for 248, threw TD passes to WR Tab Perry (8 yards) and WR Chris Henry (3 yards). Cincinnati RB Rudi Johnson had a 1-yard TD run and finished with 29 carries for 97 yards. The Ravens, on the other hand, had 4 drives that advanced into the red zone, but could manage only 3 FGs from K Matt Stover. He connected from 34, 32 and 31 yards. The Ravens did have a TD taken off the board by an official's error. S Will Demps recovered a fumble and returned it 58 yards for a TD, but, even though no one was down, an official inadvertently blew a whistle. It was the only time the Ravens crossed the goal line all game. Two Ravens did reach personal milestones against Cincinnati. TE Todd Heap broke the team's career receptions record (205). WR Derrick Mason, who led the Ravens with 5 receptions for 60 yards, caught his 500th career pass in the game. On defense, which was without LB Ray Lewis and S Ed Reed for the 2nd week, LB Adalius Thomas forced 2 fumbles and had 1 sack.

Cincinnati Bengals

OFFENSE		DEFENSE	
WR 85	C. Johnson	LE 90	J. Smith
LT 76	L. Jones	LT 98	B. Robinson
LG 65	E. Steinbach	RT 97	J. Thornton
C 74	R. Braham	RE 91	R. Geathers
RG 63	B. Williams	SLB 59	L. Johnson
RT 71	W. Anderson	MLB 51	O. Thurman
TE 82	R. Kelly	WLB 56	B. Simmons
WR 84	T. Houshmandzadeh	LCB 24	D. O'Neal
QB 9	C. Palmer	RCB 20	T. James
HB 32	R. Johnson	SS 26	I. Ohaletle
FB 31	J. Johnson	FS 34	K. Kaesviham

Baltimore Ravens

OFFENSE		DEFENSE	
WR 85	D. Mason	LE 95	J. Johnson
LT 75	J. Ogdan	LT 97	K. Gregg
LG 64	E. Mulitalo	RT 92	M. Kemocatu
C 62	M. Flynn	RE 55	T. Suggs
RG 68	K. Vincent	MLB 50	T. Polley
RT 77	O. Brown	WLB 57	B. Scott
TE 86	T. Heap	LCB 21	C. McAlister
WR 89	M. Clayton	RCB 22	S. Rolle
QB 2	A. Wright	SS 24	D. Carter
RB 31	J. Lewis	FS 47	W. Demps
FB 33	J. Green		

OFFICIALS -- Referee: Jeff Triplette (42); Umpire: Scott Dawson (70); Head Linesman: Tony Veteri (36); Line Judge: Jeff Seeman (45); Side Judge: Greg Meyer (78); Field Judge: Duke Carroll (11); Back Judge: Greg Steed (12); Replay: Mark Burns

	1	2	3	4	OT	TOTAL	FIELD GOALS - made () & missed
CINCINNATI	0	14	0	7	-	21	S. Graham 48WR
BALTIMORE	3	3	0	3	-	9	M. Stover (34, 32, 31)

TEAM	QTR	TIME	PLAY DESCRIPTION (extra point)	DRIVE	SCORE
Ravens	1	3:33	M. Stover kick 34 FG	11-64, 5:49	0-3
Bengals	2	5:56	R. Johnson 1 run (S. Graham kick)	12-80, 6:16	7-3
Bengals	2	1:50	T. Perry 8 pass from C. Palmer (S. Graham kick)	6-31, 2:48	14-3
Ravens	2	0:11	M. Stover kick 32 FG	11-73, 1:39	14-6
Ravens	4	12:46	M. Stover kick 31 FG	13-50, 6:43	14-9
Bengals	4	6:05	C. Henry 3 pass from C. Palmer (S. Graham kick)	12-91, 6:41	21-9

TEAM STATISTICS

	BENGALS	RAVENS
First Downs (total-rush-pass-penalty)	25-8-14-3	17-9-6-2
Total Yards - Plays - Average	329-63-5.2	240-59-4.1
Net Yards Rushing - Rushes - Average	95-35-2.7	118-25-4.7
Net Yards Passing - Times Thrown - Yards Lost - Gross Passing	234-2-14-248	122-3-31-153
Passes Attempted - Completed - Intercepted	26-19-0	31-19-0
Punts / Number - Average	2-46.5	3-47.7
Penalties / Number - Yards	5-54	7-40
Fumbles / Number - Lost	4-1	2-1

INDIVIDUAL STATISTICS

Rushing	Cincinnati:	R. Johnson 29-97-1-11LG; C. Perry 1-4-0-4LG; C. Palmer 5-(-6)-0-0LG
	Baltimore:	J. Lewis 15-49-0-11LG; A. Wright 3-36-0-22LG; K. Stewart 4-24-0-13LG; C. Taylor 3-9-0-4LG
Receiving	Cincinnati:	C. Johnson 5-91-0-48LG; T. Houshmandzadeh 5-61-0-21LG; C. Henry 3-17-1-11LG; T. Perry 2-11-0-10LG; K. Walter 1-33-0-33LG; R. Johnson 1-15-0-15LG; M. Schobel 1-12-0-12LG; T. Perry 1-8-1-8LG
	Baltimore:	D. Mason 5-60-0-24LG; C. Taylor 5-26-0-15LG; T. Heap 4-28-0-10LG; D. Wilcox 2-16-0-9LG; P. Johnson 1-19-0-19LG; J. Green 1-2-0-2LG; R. Hymes 1-2-0-2LG
Passing	Cincinnati:	C. Palmer 26-19-248-2-0-48LG
	Baltimore:	A. Wright 30-19-153-0-0-24LG; R. Hymes 1-0-0-0-0-0LG; K. Stewart 0-0-0-0-0-0LG
Interceptions	Cincinnati:	None
	Baltimore:	None
Sacks	Cincinnati:	B. Simmons 1-13; R. Geathers 1-10; J. Thornton 1-8
	Baltimore:	A. Thomas 1-7; B. Scott 0.5-3.5; K. Gregg 0.5-3.5

2005 REVIEW



9



Jaguars 30, Ravens 3

Baltimore (2-7)
Jacksonville (6-3)

SUNDAY, NOV. 13, 2005 • 1:00 PM ET • ALLTEL STADIUM • JACKSONVILLE

Weather: 75°, Partly Cloudy, Wind E 8 mph • Attendance: 66,107 • Time: 3:04

The Jaguars sacked QB Kyle Boller 4 times and intercepted him thrice in the Ravens' 30-3 loss. Jacksonville blitzed frequently, bringing a 5th, and sometimes a 6th pass-rusher to help shut down the Ravens' passing game. Boller completed 19-of-33 passes for 142 yards in his 1st action since suffering a toe injury in the 1st game of the season. After K Matt Stover opened the scoring with a 41-yard FG in the 1st quarter, the Jaguars reeled off 30 unanswered points. In the 2nd quarter, Jaguars QB Byron Leftwich directed a 7-play, 78-yard scoring drive that he capped with a 32-yard TD pass to WR Matt Jones, giving the Jaguars the lead for good. Jaguars K Josh Scobee kicked a 48-yard FG on the last play of the 1st half to increase Jacksonville's lead to 10-3 at intermission. Baltimore trailed just 10-3 early in the 2nd half, and was in position to tie the game. The Ravens moved from their own 39 to the Jaguars' 15, where they faced 3rd-and-10. However, CB Terry Cousin intercepted Boller at the goal line, and the Ravens would not threaten the rest of the afternoon. The Jaguars responded with a 92-yard TD drive, resulting in a 1-yard scoring run by RB Greg Jones. Jones had 106 yards on 25 carries on the afternoon. Scobee kicked 2 FGs in the 4th quarter, and LB Mike Peterson ended the scoring with a 26-yard INT return for a TD with just over 2 minutes left in the game.

Baltimore Ravens

OFFENSE

WR 85 D. Mason
LT 75 J. Ogden
LG 64 E. Multitalo
C 62 M. Flynn
RG 68 K. Vincent
RT 77 O. Brown
TE 86 T. Heap
WR 89 M. Clayton
QB 7 K. Boller
RB 31 J. Lewis
TE 87 D. Dinkins

DEFENSE

LDE 98 A. Weaver
DT 97 K. Gregg
NT 92 M. Kemoeatu
RDE 55 T. Suggs
LLB 96 A. Thomas
MLB 50 T. Polley
RILB 57 B. Scott
RLB 95 J. Johnson
RCB 22 S. Rolle
SS 49 C. Williams
FS 47 W. Demps

Jacksonville Jaguars

OFFENSE

LT 69 K. Barnes
LG 67 V. Manuawai
C 63 B. Meester
RG 65 C. Nacole
RT 74 M. Williams
TE 80 K. Brady
FB 33 G. Jones
QB 7 B. Leftwich
TE 87 G. Wrightster
RB 22 L. Toefield
WR 82 J. Smith

DEFENSE

LE 97 R. Hayward
LT 98 J. Henderson
RT 99 M. Stroud
RE 95 P. Spicer
CB 21 T. Cousin
MLB 54 M. Peterson
OLB 52 D. Smith
LCB 27 R. Mathis
RCB 25 K. Wright
SS 35 D. Cooper
FS 37 D. Grant

OFFICIALS -- Referee: Walt Coleman (65); Umpire: Carl Paganelli (124); Head Linesman: Ron Phares (10); Line Judge: Bill Spykysma (8); Side Judge: Dave Wyant (16); Field Judge: Steve Zimmer (33); Back Judge: Richard Reels (83); Replay: Bob McGrath

	1	2	3	4	OT	TOTAL	FIELD GOALS - made () & missed	
BALTIMORE	3	0	0	0	-	3	M. Stover (41)	
JACKSONVILLE	0	10	7	13	-	30	J. Scobee (48, 33, 26)	
TEAM	QTR	TIME	PLAY DESCRIPTION (extra point)				DRIVE	SCORE
Ravens	1	5:43	M. Stover kick 41 FG				12-39, 7:00	3-0
Jaguars	2	6:46	M. Jones 32 pass from B. Leftwich (J. Scobee kick)				7-78, 3:36	3-7
Jaguars	2	0:00	J. Scobee kick 48 FG				6-17, 1:48	3-10
Jaguars	3	2:20	G. Jones 1 run (J. Scobee kick)				13-92, 7:04	3-17
Jaguars	4	11:27	J. Scobee kick 33 FG				8-43, 4:10	3-20
Jaguars	4	2:40	J. Scobee kick 26 FG				8-54, 3:19	3-23
Jaguars	4	2:01	M. Peterson 26 INT return (J. Scobee kick)					3-30
TEAM STATISTICS							RAVENS	JAGUARS
First Downs (total-rush-pass-penalty)							8-2-5-1	20-8-10-2
Total Yards - Plays - Average							163-54-3.0	338-66-5.1
Net Yards Rushing - Rushes - Average							53-17-3.1	133-35-3.8
Net Yards Passing - Times Thrown - Yards Lost - Gross Passing							110-4-32-142	205-1-6-211
Passes Attempted - Completed - Intercepted							33-19-3	30-16-0
Punts / Number - Average							7-44.6	5-40.6
Penalties / Number - Yards							9-86	5-42
Fumbles / Number - Lost							0-0	0-0
INDIVIDUAL STATISTICS								
Rushing	Baltimore:	J. Lewis 14-44-0-7LG; K. Boller 2-9-0-7LG; M. Clayton 1-0-0-0LG						
	Jacksonville:	G. Jones 25-106-1-20LG; M. Jones 2-12-0-10LG; A. Pearman 3-9-0-4LG; B. Leftwich 4-3-0-3LG; L. Toefield 1-3-0-3LG						
Receiving	Baltimore:	T. Heap 5-58-0-19LG; J. Lewis 5-13-0-8LG; D. Mason 4-63-0-35LG; Mu. Smith 3-5-0-4LG; M. Clayton 2-3-0-5LG						
	Jacksonville:	M. Jones 5-117-1-42LG; J. Smith 3-43-0-16LG; G. Wrightster 2-10-0-8LG; D. Wimbush 2-9-0-5LG; L. Toefield 1-11-0-11LG; E. Wilford 1-10-0-10LG; G. Jones 1-7-0-7LG; A. Pearman 1-4-0-4LG						
Passing	Baltimore:	K. Boller 33-19-142-3-0-35LG						
	Jacksonville:	B. Leftwich 30-16-211-0-1-42LG						
Interceptions	Baltimore:	None						
	Jacksonville:	T. Cousin 2-5, M. Peterson 1-26						
Sacks	Baltimore:	J. Johnson 0.5-3; B. Scott 0.5-3						
	Jacksonville:	B. McCray 2-17, R. Meier 1-8; M. Peterson 1-7						

2005 REVIEW



10



Ravens 16, Steelers 13 (OT)

Pittsburgh (7-3)
Baltimore (3-7)

SUNDAY, NOV. 20, 2005 • 1:00 PM ET • M&T BANK STADIUM • BALTIMORE

Weather: 56°, Sunny, Wind SW 5 mph • Attendance: 70,601 • Time: 3:42

Ravens K Matt Stover drilled a 44-yarder with 4 minutes, 9 seconds left in OT to lift the Ravens past Pittsburgh 16-13. Stover's kick, which was down the middle and plenty long, snapped the Steelers' 11-game road winning streak -- the longest in the league. The Ravens' defense harassed Steelers QB Tommy Maddox all afternoon. The Ravens sacked Maddox 6 times and forced 2 turnovers. LB Bart Scott and DE Anthony Weaver both had 2 QB sacks (Scott also recovered a fumble), while LB Terrell Suggs picked off Maddox late in regulation. The defense was just as stiff in OT, and midway through the extra period, QB Kyle Boller moved the Ravens 30 yards into FG range. Boller completed 21 of 36 passes for 163 yards, 1 INT and 1 TD in his 3rd start of the season. In the 2nd quarter, Boller and the Ravens' offense rolled, scoring against the stingy Steelers' defense 3 times. Stover broke a scoreless tie 43 seconds into the 2nd period with a 47-yard FG. Pittsburgh K Jeff Reed responded with a 44-yard FG on the Steelers' next possession, but Boller and the Ravens answered right back. They put together an 8-play, 47-yard drive that was capped by a 1-handed TD catch by WR Randy Hymes, good for 3 yards. Reed and Stover a gain traded FGs to end the half, and the Steelers tied the game when Maddox hit RB Willie Parker for an 11-yard TD pass late in regulation.

Pittsburgh Steelers

OFFENSE		DEFENSE	
SE 82	A. Randle El	DE 91	A. Smith
LT 79	T. Essex	NT 98	C. Hampton
LG 66	A. Faneca	DE 67	K. von Oelhoffen
C 64	J. Hartings	LOLB 53	C. Haggans
RG 73	K. Simmons	LILB 57	C. Kriewaldt
RT 78	M. Starks	RILB 50	L. Foote
TE 83	H. Miller	ROLB 55	J. Porter
FL 86	H. Ward	LCB 24	I. Taylor
QB 8	T. Maddox	RCB 26	D. Townsend
RB 39	W. Parker	SS 43	T. Polamalu
FB 35	D. Kreider	FS 28	C. Hope

Baltimore Ravens

OFFENSE		DEFENSE	
TE 87	D. Dinkins	LE 98	A. Weaver
LT 75	J. Ogdin	LT 97	K. Gregg
LG 64	E. Multitolo	NT 92	M. Kemocatu
C 62	M. Flynn	RE 55	T. Suggs
RG 69	B. Kimpf	LLB 96	A. Thomas
RT 79	T. Pashos	MLB 50	T. Polley
TE 86	T. Heap	RLB 57	B. Scott
WR 85	D. Mason	LCB 21	C. McAlister
QB 7	K. Boller	RLB 95	J. Johnson
RB 31	J. Lewis	FS 47	W. Demps
FB 33	J. Green	RCB 22	S. Rolle

OFFICIALS - Referee: Ron Winter (14); Umpire: Ed Coukart (71); Head Linesman: Mark Baltz (26); Line Judge: Tom Stephan (68); Side Judge: John Parry (132); Field Judge: Doug Rosenbaum (67); Back Judge: Bob Lawing (17); Replay: Ken Baker

	1	2	3	4	OT	TOTAL	FIELD GOALS - made () & missed
PITTSBURGH	0	6	0	7	0	13	J. Reed (44, 37)
BALTIMORE	0	13	0	0	3	16	M. Stover (47, 25, 44)

TEAM	QTR	TIME	PLAY DESCRIPTION (extra point)	DRIVE	SCORE
Ravens	2	14:17	M. Stover kick 47 FG	10-38, 3:46	0-3
Steelers	2	9:53	J. Reed kick 44 FG	8-50, 4:24	3-3
Ravens	2	6:09	R. Hymes 3 pass from K. Boller (M. Stover kick)	8-47, 3:44	3-10
Steelers	2	4:29	J. Reed kick 37 FG	4-1, 0:55	6-10
Ravens	2	0:14	M. Stover kick 25 FG	10-61, 4:15	6-13
Steelers	4	5:15	W. Parker 11 pass from T. Maddox (J. Reed kick)	7-85, 4:29	13-13
Ravens	5	4:09	M. Stover kick 44 FG	10-30, 4:00	13-16

TEAM STATISTICS

First Downs (total-rush-pass-penalty)
Total Yards - Plays - Average
Net Yards Rushing - Rushes - Average
Net Yards Passing - Times Thrown - Yards Lost - Gross Passing
Passes Attempted - Completed - Intercepted
Punts / Number - Average
Penalties / Number - Yards
Fumbles / Number - Lost

STEELERS

17-3-11-3
282-69-4.1
70-25-2.8
212-6-34-246
38-21-1
8-41.9
10-62
1-1

RAVENS

18-7-9-2
241-79-3.1
104-38-2.7
137-5-26-163
36-21-1
8-43.8
11-70
1-1

INDIVIDUAL STATISTICS

Rushing

Pittsburgh: W. Parker 18-59-0-14LG; T. Maddox 4-11-0-8LG; J. Bettis 2-0-0-1LG; V. Haynes 1-0-0-0LG
Baltimore: C. Taylor 19-59-0-14LG; J. Lewis 13-28-0-6LG; K. Boller 6-17-0-6LG

Receiving

Pittsburgh: H. Ward 6-81-0-32LG; H. Miller 5-37-0-19LG; A. Randle El 4-50-0-23LG; W. Parker 2-22-1-11LG; D. Kreider 2-14-0-9LG; C. Wilson 1-25-0-25LG; V. Haynes 1-17-0-17LG
Baltimore: M. Clayton 4-43-0-16LG; D. Mason 4-42-0-17LG; T. Heap 4-29-0-14LG; C. Taylor 4-26-0-14LG; J. Green 3-8-0-7LG; R. Hymes 2-15-1-12LG

Passing

Pittsburgh: T. Maddox 36-19-230-1-1-32LG; A. Randle El 2-2-16-0-0-0LG
Baltimore: K. Boller 36-21-163-1-1-17LG

Interceptions

Pittsburgh: D. Townsend 1-26
Baltimore: T. Suggs 1-0

Sacks

Pittsburgh: T. Carter 1-9; L. Foote 1-8; C. Haggans 1-6; A. Smith 1-2; K. von Oelhoffen 1-1
Baltimore: B. Scott 2-14; A. Weaver 2-11; T. Polley 1-8; J. Johnson 1-1

2005 REVIEW



11



Bengals 42, Ravens 29

Baltimore (3-8)
Cincinnati (8-3)

SUNDAY, NOV. 27, 2005 • 1:00 PM ET • PAUL BROWN STADIUM • CINCINNATI

Weather: 56°, Cloudy, Light Showers, Wind SE 5-10 mph • Attendance: 65,680 • Time: 3:16

Bengals QB Carson Palmer could not miss, beating the Ravens for 3 TD passes in a span of 7 minutes, 32 seconds and helped the Bengals defeat Baltimore 42-29. It was the most points the Ravens have allowed in a game since 1998. S Will Demps and CB Chris McAlister both left the game due to injury, and S Ed Reed was inactive, so the Ravens had just 1 starter (CB Samari Rolle) left in their secondary. This allowed Palmer to complete 22 of 30 passes for 302 yards. Palmer threw TD passes to WR Chad Johnson (54 yards), WR T.J. Houshmandzadeh (30) and WR Chris Henry (27) to help the Bengals take a 34-0 lead in the 3rd quarter. Bengals RB Rudi Johnson also had 2 TDs and ran for 114 yards on 27 carries. The Ravens did not quit, however. After falling down 5 scores, QB Kyle Boller rallied the team with 3 TD passes and RB Jamal Lewis had a TD on the ground. Early in the 4th quarter, the Ravens had closed the gap to 34-21. Boller completed 18 of 32 passes for 211 yards and threw 2 TDs to TE Todd Heap and 1 to WR Derrick Mason. Lewis ran for 113 yards on 23 carries, helping the Ravens score more points in the 2nd half than they did in the 3 previous games, combined. CB Deion Sanders had an INT in the 2nd half. It was the 52nd INT of his career.

Baltimore Ravens

OFFENSE		DEFENSE	
WR 89	M. Clayton	LDE 98	A. Weaver
LT 75	J. Ogden	DT 97	K. Gregg
LG 64	E. Multitalo	NT 92	M. Kemoatu
C 62	M. Flynn	RDE 55	T. Suggs
RG 69	B. Rimpf	LLB 96	A. Thomas
RT 79	T. Pashos	MLB 50	T. Polley
TE 86	T. Heap	RILB 95	J. Johnson
WR 85	D. Mason	RLB 57	B. Scott
QB 7	K. Boller	LCB 21	C. McAlister
RB 31	J. Lewis	RCB 22	S. Rolle
FB 33	J. Green	FS 47	W. Demps

Cincinnati Bengals

OFFENSE		DEFENSE	
WR 85	C. Johnson	LE 90	J. Smith
LT 76	L. Jones	LT 66	S. Smith
LG 65	E. Steinbach	RT 97	J. Thornton
C 74	R. Braham	RE 91	R. Geathers
RG 63	B. Williams	SLB 59	L. Johnson
RT 71	W. Anderson	MLB 51	O. Thurman
TE 82	R. Kelly	WLB 56	B. Simmons
TE 86	T. Stewart	LCB 24	D. O'Neal
QB 9	C. Palmer	RCB 20	T. James
HB 32	R. Johnson	SS 26	I. Ohaletle
FB 31	J. Johnson	FS 34	K. Kaesviham

OFFICIALS – Referee: Scott Green (19), Umpire: Jim Quirk (5); Head Linesman: Jim Mello (48); Line Judge: Jeff Bergman (32); Side Judge: Larry Rose (128); Field Judge: Eddy Powers (38); Back Judge: Lee Dyer (27); Replay: Larry Hill

		1	2	3	4	OT	TOTAL	FIELD GOALS - made () & missed	
BALTIMORE		0	0	14	15	-	29	A. Elling	5/4SH
CINCINNATI		3	14	17	8	-	42	S. Graham	(26, 31)
TEAM	QTR	TIME	PLAY DESCRIPTION (extra point)				DRIVE	SCORE	
Bengals	1	0:50	S. Graham kick 26 FG				14-91, 8:07	0-3	
Bengals	2	7:24	R. Johnson 6 run (S. Graham kick)				6-67, 1:29	0-10	
Bengals	2	3:42	C. Johnson 54 pass from C. Palmer (S. Graham kick)				5-89, 2:24	0-17	
Bengals	3	13:50	T. Houshmandzadeh 30 pass from C. Palmer (S. Graham kick)				3-45, 1:10	0-24	
Bengals	3	11:10	C. Henry 27 pass from C. Palmer (S. Graham kick)				2-27, 0:47	0-31	
Bengals	3	6:18	S. Graham kick 31 FG				9-34, 4:02	0-34	
Ravens	3	1:47	D. Mason 28 pass from K. Boller (M. Stover kick)				8-69, 4:31	7-34	
Ravens	3	0:15	T. Heap 34 pass from K. Boller (M. Stover kick)				1-34, 0:08	14-34	
Ravens	4	11:58	J. Lewis 5 run (M. Stover kick)				6-29, 2:45	21-34	
Bengals	4	6:03	R. Johnson 3 run (C. Palmer-M. Schobel pass)				9-61, 5:55	21-42	
Ravens	4	1:57	T. Heap 17 pass from K. Boller (J. Green run)				10-89, 4:06	29-42	
TEAM STATISTICS		RAVENS		BENGALS					
First Downs (total-rush-pass-penalty)		23-12-9-2		23-6-12-5					
Total Yards – Plays – Average		322-68-4.7		437-62-7.0					
Net Yards Rushing – Rushes – Average		133-33-4.0		135-32-4.2					
Net Yards Passing – Times Thrown – Yards Lost – Gross Passing		189-3-22-211		302-0-0-302					
Passes Attempted – Completed – Intercepted		32-18-2		30-22-1					
Punts / Number – Average		5-44.0		3-37.0					
Penalties / Number – Yards		9-91		5-45					
Fumbles / Number – Lost		4-1		2-2					
INDIVIDUAL STATISTICS									
Rushing		Baltimore:	J. Lewis 23-113-1-21LG; K. Boller 4-10-0-6LG;						
		Cincinnati:	M. Clayton 1-6-0-6LG; J. Green 5-4-0-4LG						
			R. Johnson 27-114-2-28LG; C. Palmer 1-14-0-14LG;						
			T. Houshmandzadeh 1-7-0-7LG; C. Perry 3-0-0-6LG						
Receiving		Baltimore:	T. Heap 6-87-2-34LG; J. Lewis 5-36-0-9LG; D. Mason 3-58-1-28LG;						
		Cincinnati:	M. Clayton 2-14-0-8LG; D. Wilcox 1-9-0-9LG; J. Green 1-7-0-7LG						
			T. Houshmandzadeh 9-147-1-30LG; C. Johnson 5-88-1-54LG;						
			C. Henry 3-53-1-27LG; C. Perry 2-2-0-11LG; J. Johnson 1-9-0-9LG;						
			R. Johnson 1-5-0-5LG; K. Walter 1-(-2)-0-(-2)LG						
Passing		Baltimore:	K. Boller 32-18-211-2-3-34LG						
		Cincinnati:	C. Palmer 30-22-302-1-3-54LG						
Interceptions		Baltimore:	D. Sanders 1-33						
		Cincinnati:	I. Ohaletle 1-15, D. O'Neal 1-0						
Sacks		Baltimore:	None						
		Cincinnati:	Team 3-22						

2005 REVIEW



12



Ravens 16, Texans 15

Houston (1-11)
Baltimore (4-8)

SUNDAY, DEC. 4, 2005 • 1:00 PM ET • M&T BANK STADIUM • BALTIMORE

Weather: 47°, Cloudy, Wind W 10 mph • Attendance: 69,909 • Time: 3:42

QB Kyle Boller's 35-yard completion to WR Mark Clayton with 20 seconds left in regulation allowed K Matt Stover to knock through a 38-yard FG, lifting the Ravens to a thrilling 16-15 victory over the Texans. The Ravens' offense had to go the length of the field in 68 seconds with no timeouts. Houston had just taken a 2-point lead when K Kris Brown nailed a 39-yard FG. In addition to the long completion to Clayton, Boller hooked up with Todd Heap for a 24-yard gain and Clayton for 11 more during the 67-yard drive. It was the 11th game-winning FG of Stover's career, and his 2nd in the last 3 weeks. Twice in the game's 4th quarter, the Ravens surrendered the lead, only to get it back in dramatic fashion. A little more than 7 minutes before Stover's clinching kick, the Texans led 9-7. But LB Adalius Thomas put the Ravens ahead with a 20-yard INT return for a score, the team's 1st defensive TD of the season. DE Jarret Johnson deflected Texans QB David Carr's pass high into the air. It landed in the hands of Thomas, who ran unabated to the end zone. It was one of 5 lead changes in a back-and-forth affair. Brown broke the scoreless tie with a 39-yard FG - his 1st of 5 on the day - with 3:43 left in the 1st quarter. On their ensuing possession, the Ravens took the lead when Boller ran for a 6-yard TD, ending a drive that traveled 83 yards in 12 plays. The Ravens sacked Carr 5 times, including 3 by Terrell Suggs.

Houston Texans

OFFENSE		DEFENSE	
WR 80	A. Johnson	LE 96	G. Walker
LT 69	C. Pitts	NT 91	S. Payne
LG 67	M. Brown	RE 99	R. Smith
C 76	S. McKinney	LOLB 53	S. Orr
RG 68	V. Riley	BLB 51	D. Polk
RT 72	Z. Wiegert	MLB 56	M. Greenwood
TE 87	M. Bruener	ROLB 98	A. Peek
WR 86	J. Gaffney	LCB 23	D. Robinson
FB 44	M. Norris	SS 26	G. Earl
QB 8	D. Carr	FS 24	C. Brown
RB 37	D. Davis	RCB 21	L. Sanders

Baltimore Ravens

OFFENSE		DEFENSE	
TE 87	D. Dinkins	LDE 95	J. Johnson
LT 75	J. Ogdan	DT 97	K. Gregg
LG 64	E. Mulitalo	NT 92	M. Kemocatu
C 62	M. Flynn	RDE 55	T. Suggs
RG 69	B. Kimpf	LLB 96	A. Thomas
RT 79	T. Pashos	MLB 50	T. Polley
TE 86	T. Heap	ROLB 57	B. Scott
WR 85	D. Mason	LCB 24	D. Carter
QB 7	K. Boller	SS 37	D. Sanders
RB 31	J. Lewis	FS 20	E. Reed
FB 34	O. Mughelli	RCB 22	S. Rolle

OFFICIALS - Referee: Terry McAulay (77); Umpire: Carl Madsen (92);
Head Linesman: Kent Payne (79); **Line Judge:** Mark Steinkerchner (84);
Side Judge: Michael Banks (72); **Field Judge:** Greg Gaudreaux (80);
Back Judge: Tony Steratore (112); **Replay:** Bobby Skelton

	1	2	3	4	OT	TOTAL	FIELD GOALS - made () & missed
HOUSTON	3	3	0	9	-	15	K. Brown (39, 26, 22, 29, 39)
BALTIMORE	0	7	0	9	-	16	M. Stover (38)

TEAM	QTR	TIME	PLAY DESCRIPTION (extra point)	DRIVE	SCORE
Texans	1	3:43	K. Brown kick 39 FG	6-12, 2:01	3-0
Ravens	2	13:01	K. Boller 6 run (M. Stover kick)	12-83, 5:42	3-7
Texans	2	0:04	K. Brown kick 26 FG	16-88, 4:38	6-7
Texans	4	14:30	K. Brown kick 22 FG	10-25, 4:27	9-7
Ravens	4	7:16	A. Thomas 20 INT return (pass failed)		9-13
Texans	4	3:31	K. Brown kick 29 FG	9-50, 3:45	12-13
Texans	4	1:08	K. Brown kick 39 FG	4-8, 1:34	15-13
Ravens	4	0:06	M. Stover kick 38 FG	8-67, 1:02	15-16

TEAM STATISTICS

	TEXANS	RAVENS
First Downs (total-rush-pass-penalty)	16-7-9-0	15-3-9-3
Total Yards - Plays - Average	298-76-3.9	238-60-4.0
Net Yards Rushing - Rushes - Average	165-34-4.9	73-23-3.2
Net Yards Passing - Times Thrown - Yards Lost - Gross Passing	133-5-32-165	165-4-33-198
Passes Attempted - Completed - Intercepted	37-17-1	33-17-0
Punts / Number - Average	6-35.0	8-40.1
Penalties / Number - Yards	11-93	8-71
Fumbles / Number - Lost	5-1	4-2

INDIVIDUAL STATISTICS

Rushing	Houston:	D. Davis 29-155-0-29LG; D. Carr 3-8-0-4LG; J. Wells 2-2-0-2LG
	Baltimore:	C. Taylor 11-40-0-11LG; J. Lewis 8-17-0-4LG; K. Boller 3-11-1-6LG; M. Clayton 1-5-0-5LG
Receiving	Houston:	J. Gaffney 6-40-0-11LG; A. Johnson 4-70-0-24LG; D. Davis 3-16-0-8LG; J. Wells 2-12-0-8LG; D. Armstrong 1-17-0-17LG; M. Rivers 1-10-0-10LG
	Baltimore:	M. Clayton 7-86-0-35LG; T. Heap 3-51-0-24LG; D. Mason 3-32-0-20LG; J. Lewis 3-23-0-12LG; C. Taylor 1-6-0-6LG
Passing	Houston:	D. Carr 37-17-165-1-0-24LG
	Baltimore:	K. Boller 33-17-198-0-0-35LG
Interceptions	Houston:	None
	Baltimore:	A. Thomas 1-20
Sacks	Houston:	S. Orr 3-23; A. Peek 1-10
	Baltimore:	T. Suggs 3-24; A. Thomas 1-4; B. Scott 1-4

2005 REVIEW



13



Broncos 12, Ravens 10

Baltimore (4-9)
Denver (10-3)

SUNDAY, DEC. 11, 2005 • 4:15 PM ET • INVESCO FIELD AT MILE HIGH • DENVER

Weather: 41°, Sunny, Wind N 5 mph • Attendance: 75,651 • Time: 2:57

In their 12-10 victory over the Ravens, the Broncos made more big plays that had a direct impact on the outcome of the game. Denver forced 4 Ravens turnovers, including 3 by QB Kyle Boller (2 INTs and 1 fumble). The Broncos' K, Jason Elam, drilled FGs of 47 and 48 yards. And Denver made a goal line stand in the 4th quarter that helped snap a 4-game losing streak to the Ravens. Early in the final period, the Ravens had 1st-and-goal from the Broncos' 5, but Denver denied them on 4 straight plays, including a run by RB Chester Taylor on 4th down from the 1. Still, the Broncos gave the Ravens an opportunity to win. In the game's final 6 minutes, Denver both lost a fumble and gave up a 39-yard TD pass from Boller to WR Mark Clayton. But the Broncos were able to run out the clock on their next possession after WR Ashley Lelie picked up the 1st down on a reverse. Boller completed 23 of 39 passes for 251 yards. Both of his INTs came with the Ravens in scoring position. Taylor also lost a fumble, which led to the Broncos' only TD. QB Jake Plummer connected with FB Kyle Johnson for a 7-yard score. Ravens K Matt Stover added a 29-yard FG, while Clayton led the team with 7 catches for 105 yards, the most yards in a game by a Ravens' WR in 2 seasons.

Baltimore Ravens

OFFENSE		DEFENSE	
WR 89 M. Clayton	LDE 93 D. Edwards	LT 75 J. Ogden	DT 97 K. Gregg
LG 60 J. Brown	NT 92 M. Kemoatu	C 62 M. Flynn	RDE 95 J. Johnson
RG 69 B. Rimpf	LOLB 96 A. Thomas	RT 79 T. Pashos	LILB 50 T. Polley
TE 86 T. Heap	RILB 57 B. Scott	WR 85 D. Mason	ROLB 55 T. Suggs
QB 7 K. Boller	LCB 21 C. McAlister	RB 29 C. Taylor	RCB 22 S. Rolle
FB 34 O. Mughelli	S 20 E. Reed		

Denver Broncos

OFFENSE		DEFENSE	
WR 80 R. Smith	LE 98 C. Brown	LT 78 M. Lepsis	LT 96 M. Myers
LG 50 B. Hamilton	RT 61 G. Warren	C 66 T. Nalen	RE 93 T. Pryce
RG 65 C. Carlisle	WLB 52 J. Gold	RT 72 G. Foster	MLB 56 A. Wilson
TE 82 S. Alexander	SLB 55 DJ Williams	TE 88 J. Putzier	LCB 24 C. Bailey
QB 16 J. Plummer	RCB 22 D. Foxworth	RB 38 M. Anderson	SS 25 N. Ferguson
FB 39 K. Johnson	FS 47 J. Lynch		

OFFICIALS – Referee: Walt Anderson (66); Umpire: Jeff Rice (44); Head Linesman: Phil McKininely (110); Line Judge: Gary Arthur (108); Side Judge: Rick Patterson (15); Field Judge: Bill Lovett (98); Back Judge: Billy Smith (2); Replay: Dick Creed

	1	2	3	4	OT	TOTAL	FIELD GOALS - made () & missed
BALTIMORE	3	0	0	7	-	10	M. Stover (29)
DENVER	3	3	6	0	-	12	J. Elam (47, 48)

TEAM	QTR	TIME	PLAY DESCRIPTION (extra point)	DRIVE	SCORE
Ravens	1	12:59	M. Stover kick 29 FG	4-(-1), 2:01	3-0
Broncos	1	8:44	J. Elam kick 47 FG	10-51, 4:15	3-3
Broncos	2	0:00	J. Elam kick 48 FG	7-50, 0:48	3-6
Broncos	3	6:08	K. Johnson 7 pass from J. Plummer (kick failed)	8-42, 3:46	3-12
Ravens	4	1:52	M. Clayton 39 pass from K. Boller (M. Stover kick)	8-93, 2:19	10-12

TEAM STATISTICS

First Downs (total-rush-pass-penalty)
Total Yards – Plays – Average
Net Yards Rushing – Rushes – Average
Net Yards Passing – Times Thrown – Yards Lost – Gross Passing
Passes Attempted – Completed – Intercepted
Punts / Number – Average
Penalties / Number – Yards
Fumbles / Number – Lost

RAVENS

20-7-12-1
323-65-5.0
72-23-3.1
251-2-0-251
40-23-2
3-35.7
3-20
3-2

BRONCOS

17-4-13-0
318-67-4.7
96-32-3.0
222-2-14-236
33-19-0
5-35.6
4-31
1-1

INDIVIDUAL STATISTICS

Rushing	Baltimore:	C. Taylor 20-59-0-14LG; M. Clayton 1-10-0-10LG; K. Boller 2-3-0-2LG
	Denver:	T. Bell 16-63-0-18LG; M. Anderson 8-21-0-6LG; A. Lelie 1-8-0-8LG; R. Dayne 4-7-0-2LG; J. Plummer 3-(-3)-0-(-1)LG
Receiving	Baltimore:	M. Clayton 7-105-1-39LG; D. Mason 6-53-0-20LG; T. Heap 5-65-0-22LG; C. Taylor 3-14-0-8LG; D. Wilcox 2-14-0-7LG
	Denver:	R. Smith 5-64-0-21LG; K. Johnson 3-40-1-21LG; C. Adams 3-35-0-16LG; A. Lelie 2-42-0-24LG; T. Bell 2-16-0-14LG; S. Alexander 1-15-0-15LG; T. Devoe 1-9-0-9LG; J. Putzier 1-8-0-8LG; R. Dayne 1-7-0-7LG
Passing	Baltimore:	K. Boller 39-23-251-2-1-39LG
	Denver:	J. Plummer 33-19-236-0-1-24LG
Interceptions	Baltimore:	None
	Denver:	C. Bailey 1-10; N. Ferguson 1-0
Sacks	Baltimore:	A. Thomas 1-13; A. Franklin 1-1
	Denver:	E. Ekuban 1-0; Team 1-0

2005 REVIEW



14 G

Ravens 48, Packers 3

Green Bay (3-11)
Baltimore (5-9)

MONDAY, DEC. 19, 2005 • 9:00 PM ET • M&T BANK STADIUM • BALTIMORE

Weather: 29°, Clear, Wind WNW 14 mph • Attendance: 70,604 • Time: 3:09

Ravens QB Kyle Boller sliced through the league's No. 1 pass defense for 3 TDs, leading Baltimore past Green Bay 48-3. Baltimore scored the most points in franchise history and posted the most lopsided victory in the history of Monday Night Football. Boller, who completed 19 of 27 passes for 253 yards, made all the throws. His favorite target was TE Todd Heap, who he found 9 times for 110 yards and 2 TDs. Heap scored on passes of 2 and 27 yards. Boller also connected with WR Randy Hymes for a 1-handed, 13-yard TD pass. Additionally, the Ravens got rushing TDs from WR Mark Clayton (11 yards) and RB Jamal Lewis (3 yards). Lewis finished with 105 yards on 22 carries. The effort of the Ravens' defense should not be overlooked Baltimore forced the Packers into 5 turnovers, including 2 INTs by QB Brett Favre. CBs Samari Rolle and Deion Sanders both picked off Favre. It was the 53rd INT of Sanders' career. The Ravens also got a defensive TD when LB Adalius Thomas recovered a fumble and returned it 35 yards for a score. S Chad Williams picked off backup QB Aaron Rodgers, while LB Bart Scott recovered a fumble. K Matt Stover drilled FGs of 23 and 40 yards, while the Packers' only points came on a 27-yard FG by K Ryan Longwell.

Green Bay Packers

OFFENSE			DEFENSE		
WR	80	D. Driver	LE	74	A. Kampman
LT	76	C. Clifton	LT	75	G. Jackson
LG	63	S. Wells	RT	90	C. Cole
C	58	M. Flanagan	RE	94	K. Ghajjar-Biamila
RG	79	W. Whitticker	SAM	53	P. Lenon
RT	65	M. Tauscher	MIKE	56	N. Barnett
TE	71	K. Barry	CB	37	M. Hawkins
TE	87	D. Martin	LCB	28	A. Carroll
QB	4	B. Favre	RCB	31	A. Harris
RB	35	S. Gado	SS	20	M. Roman
FB	48	V. Leach	FS	36	N. Collins

Baltimore Ravens

OFFENSE			DEFENSE		
WR	89	M. Clayton	LDE	91	A. Franklin
LT	75	J. Ogdan	NT	92	M. Kemoeatu
LG	64	E. Mulitalo	RDE	97	K. Gregg
C	62	M. Flynn	RDE	95	J. Johnson
RG	69	B. Kimpf	ROLB	55	T. Suggs
RT	79	T. Pashos	RILB	50	T. Polley
TE	86	T. Heap	LILB	57	B. Scott
WR	85	D. Mason	LOLB	96	A. Thomas
QB	7	K. Boller	LCB	21	C. McAlister
RB	31	J. Lewis	RCB	22	S. Rolle
WR	80	R. Hymes	FS	20	E. Reed

OFFICIALS - Referee: Tom White (123); Umpire: Jeff Rice (44);
Head Linesman: Ed Camp (134); **Line Judge:** Jerome Boger (109);
Side Judge: Joe Larrew (73); **Field Judge:** Scott Stenson (88); **Back Judge:** Perry Paگانelli (46); **Replay:** Dean Blandino

	1	2	3	4	OT	TOTAL	FIELD GOALS - made () & missed
GREEN BAY	3	0	0	0	-	3	R. Longwell (27)
BALTIMORE	14	10	10	14	-	48	M. Stover (23, 40)

TEAM	QTR	TIME	PLAY DESCRIPTION (extra point)	DRIVE	SCORE
Ravens	1	11:04	T. Heap 2 pass from K. Boller (M. Stover kick)	5-18, 2:49	0-7
Ravens	1	6:52	M. Clayton 11 run (M. Stover kick)	5-75, 2:03	0-14
Packers	1	5:23	R. Longwell kick 27 FG	4-6, 1:29	3-14
Ravens	2	4:09	R. Hymes 13 pass from K. Boller (M. Stover kick)	16-96, 8:26	3-21
Ravens	2	0:23	M. Stover kick 23 FG	9-63, 1:28	3-24
Ravens	3	9:43	T. Heap 27 pass from K. Boller (M. Stover kick)	9-72, 5:17	3-31
Ravens	3	0:17	M. Stover kick 40 FG	7-56, 1:57	3-34
Ravens	4	13:25	J. Lewis 3 run (M. Stover kick)	3-14, 1:26	3-41
Ravens	4	0:17	A. Thomas 35 fumble return (M. Stover kick)		3-48

TEAM STATISTICS

First Downs (total-rush-pass-penalty)
 Total Yards - Plays - Average
 Net Yards Rushing - Rushes - Average
 Net Yards Passing - Times Thrown - Yards Lost - Gross Passing
 Passes Attempted - Completed - Intercepted
 Punts / Number - Average
 Penalties / Number - Yards
 Fumbles / Number - Lost

PACKERS

16-5-10-1
 288-66-4.4
 107-19-5.6
 181-3-28-209
 44-22-3
 4-35.8
 10-94
 2-2

RAVENS

25-10-12-3
 435-65-6.7
 182-38-4.8
 253-0-0-253
 27-19-0
 4-40.3
 7-71
 1-0

INDIVIDUAL STATISTICS

Rushing	Green Bay:	S. Gado 6-45-0-26LG; N. Herron 8-27-0-17LG; T. Fisher 4-27-0-17LG; A. Rodgers 1-8-0-8LG
	Baltimore:	J. Lewis 22-105-1-20LG; C. Taylor 6-37-0-15LG; J. White 6-17-0-5LG; M. Clayton 3-14-1-11LG; K. Boller 1-9-0-9LG
Receiving	Green Bay:	A. Chatman 6-63-0-16LG; T. Fisher 4-27-0-12LG; D. Driver 3-56-0-31LG; W. Henderson 3-30-0-19LG; D. Lee 2-16-0-10LG; D. Martin 2-14-0-9LG; R. Ferguson 1-2-0-2LG; S. Gado 1-0-0-1LG
	Baltimore:	T. Heap 9-110-2-27LG; D. Mason 5-97-0-34LG; M. Clayton 2-24-0-14LG; J. Lewis 2-9-0-8LG; R. Hymes 1-13-1-13LG
Passing	Green Bay:	B. Favre 29-14-144-2-0-31LG; A. Rodgers 15-8-65-1-0-16LG
	Baltimore:	K. Boller 27-19-253-0-3-34LG
Interceptions	Green Bay:	None
	Baltimore:	D. Sanders 1-24; S. Rolle 1-0; C. Williams 1-0
Sacks	Green Bay:	None
	Baltimore:	A. Thomas 1-11; C. Williams 1-9; T. Suggs 1-8

2005 REVIEW



15

Ravens 30, Vikings 23

Minnesota (8-7)
Baltimore (6-9)

SUNDAY, DEC. 25, 2005 • 8:30 PM ET • M&T BANK STADIUM • BALTIMORE

Weather: 43°, Cloudy, Wind SSW 5 mph • Attendance: 70,246 • Time: 3:02

Ravens QB Kyle Boller threw 3 TD passes for the 2nd time in 6 days, capping arguably the best 2-game stretch by a quarterback in Ravens history in Baltimore's 30-23 victory over Minnesota. Boller completed 24 of 34 passes for 289 yards and 3 scores. A 4th-quarter INT was the only black mark on an otherwise exceptional night. Every time the Vikings scored while the game was in doubt, the Ravens answered. Minnesota took a 7-0 lead just 3 minutes, 59 seconds into the game when former Ravens WR Travis Taylor caught a 13-yard TD pass from QB Brad Johnson. The Ravens responded with perhaps their finest drive this year. Boller directed a 17-play, 73-yard march that resulted in a 6-yard TD pass to TE Todd Heap. The Vikings went ahead 14-7 late in the 1st half when Johnson hit TE Jermaine Wiggins for a 5-yard TD. The Ravens responded with a hurry-up drive that resulted in a 37-yard FG by K Matt Stover on the last play of the half. When Chester Taylor fumbled the kickoff to open the third quarter, the Vikings capitalized with a FG by K Paul Edinger to go up 17-10. The Ravens answered with 7 points on the ensuing drive. Boller hit WR Mark Clayton for a 47-yard TD, the Ravens' longest scoring play of the season. The Vikings came right back with a 40-yard FG by Edinger to take a 20-17 lead. Then it was Boller's turn. He connected with WR Derrick Mason on a 39-yard bomb down the right side for a TD, putting the Ravens ahead for good. On the night, Mason caught a season-high 9 passes for 103 yards. It gave him 83 for the season, a team record, and put him over 1,000 yards. Stover had 2 more FGs, while Edinger added 1 more for Minnesota.

Minnesota Vikings

OFFENSE		DEFENSE	
WR 81	N. Burleson	RE 99	E. James
LT 74	B. McKinnie	UT 93	K. Williams
LG 64	A. Herrera	NT 94	P. Williams
C 60	C. Withrow	LE 98	D. Scott
RG 73	A. Goldberg	SLB 57	R. Smith
RT 75	M. Rosenthal	MLB 55	S. Cowart
TE 40	J. Kleinsasser	WLB 56	E. Henderson
WR 87	M. Robinson	LCB 26	A. Winfield
WR 18	K. Robinson	RCB 29	B. Williams
QB 14	B. Johnson	SS 21	C. Chavous
RB 23	M. Bennett	FS 42	D. Sharper

Baltimore Ravens

OFFENSE		DEFENSE	
WR 89	M. Clayton	LDT 98	A. Weaver
LT 75	J. Ogden	NT 92	M. Kemoeatu
LG 64	E. Mulitalo	RDT 97	K. Gregg
C 62	M. Flynn	ROLB 55	T. Suggs
RG 69	B. Kimpf	RILB 50	T. Polley
RT 79	T. Pashos	LILB 57	B. Scott
TE 86	T. Heap	LOLB 96	A. Thomas
WR 85	D. Mason	LCB 21	C. McAlister
QB 7	K. Boller	SS 37	D. Sanders
RB 31	J. Lewis	FS 20	E. Reed
FB 34	O. Mughelli	RCB 22	S. Rolle

OFFICIALS - Referee: Gerald Austin (34), Umpire: Roy Ellison (81);
Head Linesman: Jerry Bergman (91); **Line Judge:** Carl Johnson (101);
Side Judge: Mike Weatherford (116); **Field Judge:** Scott Edwards (33);
Back Judge: Jim How ey (37); **Replay:** James Wilson

	1	2	3	4	OT	TOTAL	FIELD GOALS - made () & missed
MINNESOTA	7	7	6	3	-	23	P. Edinger (36, 40, 46)
BALTIMORE	7	3	7	13	-	30	M. Stover (37, 38, 19)

TEAM	QTR	TIME	PLAY DESCRIPTION (extra point)	DRIVE	SCORE
Vikings	1	11:01	T. Taylor 13 pass from B. Johnson (P. Edinger kick)	7-64, 3:59	7-0
Ravens	1	1:35	T. Heap 6 pass from K. Boller (M. Stover kick)	17-73, 9:26	7-7
Vikings	2	1:06	J. Wiggins 5 pass from B. Johnson (P. Edinger kick)	10-80, 5:57	14-7
Ravens	2	0:00	M. Stover kick 37 FG	9-56, 1:06	14-10
Vikings	3	13:29	P. Edinger kick 36 FG	4-8, 1:23	17-10
Ravens	3	9:49	M. Clayton 47 pass from K. Boller (M. Stover kick)	6-75, 3:40	17-17
Vikings	3	4:14	P. Edinger kick 40 FG	11-33, 5:35	20-17
Ravens	4	14:47	D. Mason 39 pass from K. Boller (M. Stover kick)	11-79, 4:27	20-24
Ravens	4	1:55	M. Stover kick 38 FG	11-68, 6:12	20-27
Ravens	4	1:03	M. Stover kick 19 FG	4-9, 0:28	23-30
Vikings	4	0:15	P. Edinger kick 46 FG	7-32, 0:48	20-30

TEAM STATISTICS

	VIKINGS	RAVENS
First Downs (total-rush-pass-penalty)	18-2-13-3	23-3-17-3
Total Yards - Plays - Average	262-53-4.9	367-68-5.4
Net Yards Rushing - Rushes - Average	42-14-3.0	88-32-2.8
Net Yards Passing - Times Thrown - Yards Lost - Gross Passing	220-3-28-248	279-2-10-289
Passes Attempted - Completed - Intercepted	36-25-0	34-24-1
Punts / Number - Average	4-30.5	2-51.5
Penalties / Number - Yards	6-50	7-35
Fumbles / Number - Lost	1-1	1-1

INDIVIDUAL STATISTICS

Rushing	Minnesota:	M. Moore 10-49-0-22LG; M. Bennett 1-(-1)-0-(-1)LG;
		T. Taylor 1-(-2)-0-(-2)LG; C. Fason 2-(-4)-0-0LG
	Baltimore:	J. Lewis 24-74-0-19LG; C. Taylor 5-15-0-6LG; K. Boller 2-1-0-2LG; M. Clayton 1-(-2)-0-(-2)LG
Receiving	Minnesota:	J. Wiggins 7-43-1-11LG; M. Moore 4-42-0-15LG; N. Burleson 4-26-0-11LG; T. Taylor 3-40-1-16LG; J. Kleinsasser 2-11-0-7LG; T. Williamson 1-56-0-56LG; R. Angulo 1-11-0-11LG; M. Bennett 1-10-0-10LG; K. Robinson 1-5-0-5LG; M. Robinson 1-4-0-4LG
	Baltimore:	D. Mason 9-103-1-39LG; M. Clayton 5-90-1-47LG; T. Heap 4-30-1-11LG; C. Taylor 3-49-0-19LG; J. Lewis 2-11-0-11LG; O. Mughelli 1-6-0-6LG
	Passing	Minnesota: B. Johnson 36-25-248-0-2-56LG Baltimore: K. Boller 34-24-289-1-3-47LG
Interceptions	Minnesota: D. Sharper 1-11 Baltimore: None	
Sacks	Minnesota: S. Cowart 1-8; R. Smith 1-2 Baltimore: A. Thomas 1-16; T. Polley 1-4; K. Gregg 0.5-4; T. Suggs 0.5-4	

2005 REVIEW



16



Browns 20, Ravens 16

Baltimore (6-10)
Cleveland (6-10)

SUNDAY, JAN. 1, 2006 • 1:00 PM ET • CLEVELAND BROWNS STADIUM • CLEVELAND

Weather: 39°, Partly Sunny, Wind 6-12 mph • Attendance: 69,871 • Time: 3:26

A pair of big special teams plays – including a 62-yard punt return for a TD by Browns WR Dennis Northcutt – helped the Browns rally past the Ravens, 20-16. The Ravens had multiple chances to regain the lead in the 4th quarter, but ultimately penalties by several players hindered drives. An INT by QB Kyle Boller on the Ravens' last play from scrimmage ended any comeback hopes. After the teams exchanged punts on the game's 1st 7 possessions, the Ravens moved 47 yards to set up a 21-yard FG by K Matt Stover, who added a 43-yarder midway through the 2nd period to give the Ravens a 6-0 lead. On the Browns' ensuing possession, Ravens LB Terrell Suggs and S Chad Williams combined to sack QB Charlie Frye and force a fumble that LB Adalius Thomas scooped up at the Browns' 9 and ran into the end zone. After that, Frye looked like a completely different player. The rookie directed scoring drives on each of the Browns' last 2 possessions of the 1st half. Although they both resulted in just field goals by K Phil Dawson, Frye got into a rhythm. Stover extended the lead to 16-6 with a 31-yard FG midway through the 3rd quarter, but the rest of the game belonged to the Browns. Cleveland returned the ensuing kickoff to the Ravens' 24. Three plays later, Frye connected with WR Antonio Bryant on a 6-yard score, the only offensive TD of the game. The Ravens' went 3-and-out on their next possession, and P Dave Zastudil had to punt from the back of his own end zone. He got off a long kick, but Northcutt was able to return the effort for a score, reversing field several times before finding a lane down the right side of the field.

Baltimore Ravens

OFFENSE		DEFENSE	
WR 89	M. Clayton	LDE 98	A. Weaver
LT 75	J. Ogden	LDT 95	J. Johnson
LG 64	E. Multitalo	NT 92	M. Kemoatu
C 62	M. Flynn	RDT 97	K. Gregg
RG 69	B. Rimpf	ROLB 55	T. Suggs
RT 79	T. Pashos	RILB 50	T. Polley
TE 86	T. Heap	LILB 57	B. Scott
WR 85	D. Mason	LOLB 96	A. Thomas
QB 7	K. Boller	LCB 37	D. Sanders
RB 31	J. Lewis	RCB 22	S. Rolle
FB 34	O. Mughelli	FS 20	E. Reed

Cleveland Browns

OFFENSE		DEFENSE	
TE 89	P. Irons	DE 99	O. Roye
LT 70	L. Shelton	NT 95	J. Fisk
LG 63	J. Andruzzi	DE 97	A. McKinley
C 61	M. Pucillo	LOLB 55	M. Stewart
RG 68	D. Yovanovits	ILB 54	Andra Davis
RT 72	R. Tucker	ILB 58	B. Taylor
TE 83	A. Shea	ROLB 51	C. Thompson
WR 81	A. Bryant	LCB 33	D. McCutcheon
QB 9	C. Frye	RCB 28	L. Bodden
RB 34	R. Droughns	SS 25	C. Crocker
FB 42	T. Smith	FS 27	B. Russell

OFFICIALS – Referee: Bill Vinovich (52); Umpire: Chad Brown (31); Head Linesman: Derick Bowers (74); Line Judge: John Hussey (35); Side Judge: Laird Hayes (125); Field Judge: Gary Cavalletto (60); Back Judge: Bill Schmitz (122); Replay: Howard Slavin

	1	2	3	4	OT	TOTAL	FIELD GOALS - made () & missed
BALTIMORE	0	13	3	0	-	16	M. Stover (21, 43, 31)
CLEVELAND	0	6	14	0	-	20	P. Dawson (21, 39)

TEAM	QTR	TIME	PLAY DESCRIPTION (extra point)	DRIVE	SCORE
Ravens	2	14:21	M. Stover kick 21 FG	9-47, 4:54	3-0
Ravens	2	8:16	M. Stover kick 43 FG	6-16, 2:38	6-0
Ravens	2	7:05	A. Thomas 9 fumble return (M. Stover kick)		13-0
Browns	2	2:43	P. Dawson kick 21 FG	9-66, 4:22	13-3
Browns	2	0:00	P. Dawson kick 39 FG	7-37, 1:09	13-6
Ravens	3	8:45	M. Stover kick 31 FG	5-16, 2:02	16-3
Browns	3	7:27	A. Bryant 6 pass from C. Frye (P. Dawson kick)	3-24, 1:18	16-6
Browns	3	6:05	D. Northcutt 62 punt return (P. Dawson kick)		16-20

TEAM STATISTICS

	RAVENS	BROWNS
First Downs (total-rush-pass-penalty)	12-5-7-0	12-2-10-0
Total Yards – Plays – Average	267-70-3.8	226-65-3.5
Net Yards Rushing – Rushes – Average	129-32-4.0	54-23-2.3
Net Yards Passing – Times Thrown – Yards Lost – Gross Passing	138-2-13-151	172-5-27-199
Passes Attempted – Completed – Intercepted	36-15-2	37-22-2
Punts / Number – Average	8-44.9	8-40.6
Penalties / Number – Yards	8-64	9-64
Fumbles / Number – Lost	2-1	4-2

INDIVIDUAL STATISTICS

Rushing	Baltimore:	J. Lewis 20-89-0-16LG; C. Taylor 8-36-0-12LG; K. Boller 2-4-0-3LG; D. Sanders 1-0-0-0LG; D. Zastudil 1-0-0-0LG
	Cleveland:	R. Droughns 19-40-0-14LG; C. Frye 2-8-0-16LG; L. Suggs 2-6-0-7LG
Receiving	Baltimore:	C. Taylor 4-16-0-8LG; D. Mason 3-73-0-31LG; J. Lewis 3-29-0-13LG; M. Clayton 3-11-0-6LG; T. Heap 2-22-0-12LG
	Cleveland:	A. Bryant 9-123-1-33LG; D. Northcutt 6-41-0-10LG; P. Irons 2-16-0-14LG; T. Smith 2-8-0-7LG; R. Droughns 1-5-0-5LG; F. Jackson 1-4-0-4LG; L. Suggs 1-2-0-2LG
Passing	Baltimore:	K. Boller 36-15-151-2-0-31LG
	Cleveland:	C. Frye 37-22-199-1-1-33LG
Interceptions	Baltimore:	E. Reed 1-23; T. Polley 1-2; C. Williams 0-14; S. Rolle 0-11
	Cleveland:	B. Russell 2-50
Sacks	Baltimore:	A. Thomas 1-9; T. Suggs 1.5-10; M. Kemoatu 1-2; P. Boulware 1-2
	Cleveland:	C. Thompson 1-10; O. Roye 1-3

2005 REVIEW

2005 NFL RANKINGS

	OFFENSE			DEFENSE		
	Total	Rush	Pass	Total	Rush	Pass
Arizona	8	32	*1	8	10	12
Atlanta	12	*1	27	22	26	14
Baltimore	24	21	22	5	9	8
Buffalo	28	20	29	29	31	19
Carolina	22	19	17	3	4	9
Chicago	29	8	31	2	11	5
Cincinnati	6	11	5	28	20	26
Cleveland	26	25	23	16T	30	4
Dallas	13	13	15	10	15	11
Denver	5	2	18	15	2	29
Detroit	27	26	26	20	24	13
Green Bay	18	30	7	7	23	*1
Houston	30	15	30	31	32	24
Indianapolis	3	16	3	11	16	15
Jacksonville	15T	10	19	6	14	7
Kansas City	*1	4	6	25	7	30
Miami	14	12	16	18	17	20
Minnesota	25	27	20	21	19	22
New England	7	24	2	26	8	31
New Orleans	20	18	14	14	27	3
New York Giants	4	6	11	24	12	27
New York Jets	31	31	28	12	29	2
Oakland	21	29	10	27	25	18
Philadelphia	19	28	8	23	21	21
Pittsburgh	15T	5	24	4	3	16
St. Louis	9	22	4	30	28	23
San Diego	10	9	12	13	*1	28
San Francisco	32	17	32	32	18	32
Seattle	2	3	13	16T	5	25
Tampa Bay	23	14	25	*1	6	6
Tennessee	17	23	9	19	22	17
Washington	11	7	21	9	13	10

T = Tied for position
* = League Leader

2005 REVIEW

NEW RAVENS FRANCHISE RECORDS

The Ravens set the following new franchise records in 2005:

Single-Season Receptions:

1. Derrick Mason - 86
2. Michael Jackson - 76
3. Todd Heap - 75

Combined Catches:

Derrick Mason/Todd Heap - 161

Career Catches:

Todd Heap - 243

Career Receiving Yardage:

Todd Heap - 2,893

Career TD Receptions:

Todd Heap - 20

Most Completions - Team History:

Kyle Boller/Anthony Wright - 335

Highest Completion Percentage:

Kyle Boller/Anthony Wright - 60.1

Most Receptions - Rookie Season:

Mark Clayton - 44

Receiving Yards - Rookie Season:

Mark Clayton - 471

Receiving Yards/Game - Rookie:

Mark Clayton:

1. 105 (7 rec.) at Den., 12/11/05
2. 90 (5 rec.) vs. Min., 12/25/05
3. 86 (7 rec.) vs. Hou., 12/4/05

Receptions/Game - Rookie:

Mark Clayton:

1. 7 (105 yards) at Den., 12/11/05
- 7 (86 yards) vs. Hou., 12/4/05
3. 5 (90 yards) vs. Min., 12/25/05
- 5 (44 yards) vs. Ind., 9/11/05

KOR Avg. - Single Game:

B. J. Sams - 46.7 at Den., 12/11/05

2005 NFL STANDINGS

AMERICAN FOOTBALL CONFERENCE

	NORTH						EAST						
	W	L	T	Pct.	Pts.	OP	W	L	T	Pct.	Pts.	OP	
*Cincinnati	11	5	0	.688	421	350	*New England	10	6	0	.625	379	338
#Pittsburgh	11	5	0	.688	389	258	Miami	9	7	0	.563	318	317
Baltimore	6	10	0	.375	265	299	Buffalo	5	11	0	.313	271	367
Cleveland	6	10	0	.375	232	301	NY Jets	4	12	0	.250	240	355

	SOUTH						WEST						
	W	L	T	Pct.	Pts.	OP	W	L	T	Pct.	Pts.	OP	
*Indianapolis	14	2	0	.875	439	247	*Denver	13	3	0	.813	395	258
#Jacksonville	12	4	0	.750	361	269	Kansas City	10	6	0	.625	403	325
Tennessee	4	12	0	.250	299	421	San Diego	9	7	0	.563	418	312
Houston	2	14	0	.125	260	431	Oakland	4	12	0	.250	290	383

* Division Champion

Wild Card Team

NATIONAL FOOTBALL CONFERENCE

	NORTH						EAST						
	W	L	T	Pct.	Pts.	OP	W	L	T	Pct.	Pts.	OP	
*Chicago	11	5	0	.688	260	202	*NY Giants	11	5	0	.688	422	314
Minnesota	9	7	0	.563	306	344	#Washington	10	6	0	.625	359	293
Detroit	5	11	0	.313	254	345	Dallas	9	7	0	.562	325	308
Green Bay	4	12	0	.250	298	344	Philadelphia	6	10	0	.375	310	388

	SOUTH						WEST						
	W	L	T	Pct.	Pts.	OP	W	L	T	Pct.	Pts.	OP	
*Tampa Bay	11	5	0	.688	300	274	*Seattle	13	3	0	.813	452	271
#Carolina	11	5	0	.688	391	259	St. Louis	6	10	0	.375	363	429
Atlanta	8	8	0	.500	351	341	Arizona	5	11	0	.313	311	387
New Orleans	3	13	0	.188	235	398	San Francisco	4	12	0	.250	239	428

* Division Champion

Wild Card Team

2005 NFL POSTSEASON

Home teams in CAPS

AFC

Wild Card Playoff Games

NEW ENGLAND 28, JACKSONVILLE 3
PITTSBURGH 31, CINCINNATI 17

Divisional Playoff Games

DENVER 27, NEW ENGLAND 13
PITTSBURGH 21, INDIANAPOLIS 18

Championship Game

PITTSBURGH 34, DENVER 17

NFC

Wild Card Playoff Games

WASHINGTON 17, TAMPA BAY 10
CAROLINA 23, NEW YORK GIANTS 0

Divisional Playoff Games

SEATTLE 20, WASHINGTON 10
CAROLINA 29, CHICAGO 21

Championship Game


SEATTLE 34, CAROLINA 14

Super Bowl XL at Ford Field, Detroit, MI

PITTSBURGH (AFC) 21, SEATTLE (NFC) 10

AFC-NFC Pro Bowl at Aloha Stadium, Honolulu, HI

NFC 23, AFC 17



The young and brash Baltimore Ravens began the 2000 NFL season talking playoffs and ending it as champions, thanks to one of the most dominant defenses in pro football history. The Ravens' *Super Journey* began with an ominous regular season schedule that included 5 road games in 7 weeks. In the middle of it all was a 5-game streak without a touchdown. Thankfully, the TD drought never divided the team.

The race toward the Lombardi trophy was not without its hurdles: Ray Lewis rebounded from a trying offseason; Trent Dilfer returned to Tampa Bay for the Super Bowl; an emotional Jermaine Lewis dedicated a superb performance to the memory of his still-born son. Still, the team rallied the season, and it made the hard-fought victory that much sweeter.

The Journey was about coming of age for talented kids like Jamal Lewis, Chris McAlister, and Duane Starks. It also belonged to tough veterans like Rod Woodson, Ray Lewis, Rob Burnett, Shannon Sharpe, Matt Stover, Michael McCrary and Jonathan Ogden. And *The Journey* belonged to Baltimore. The fans num-

bered in the thousands at the downtown sendoff at Harbor Place in January. Banners and promises hung in the air and were not broken.

While the hometown fans celebrated at the Inner Harbor, the team flew to Tampa, then beat the Giants, 34-7, on Sunday, Jan. 28, 2001.

When the Ravens came home to Baltimore on that beautiful sky-blue Monday following the Super Bowl victory, the team learned the city had scheduled a parade the next day. Tuesday – cold and rainy (bottom, right) – yet fans numbered in the hundreds of thousands and lined the city streets.


Ray Lewis earned Super Bowl XXXV MVP honors, as well as Defensive Player of the Year. The Ravens broke or tied a number of records in the game, including tying a Super Bowl record with 4 INTs. They were only the 3rd team in NFL history to not commit a turnover in a Super Bowl and most exciting of all – 3 seesaw scores on 3 successive plays set a Super Bowl record. The back-to-back KORs for TDs were also a new record.

When presented the Vince Lombardi trophy (middle photo), Art Modell lifted the silver prize in the air, and said:

“To the people of Baltimore City, Baltimore County and the State of Maryland, this belongs to you. From the bottom of my heart, Thank You.”

In June 2001, the entire organization, players, coaches and staff were invited to the White House to meet President George W. Bush (top, right).

The Ravens chronicled their run to the Super Bowl in the book *Super Journey* (top photo), co-authored by the Ravens’ Kevin Byrne and Francine Lubera.



HISTORY

BALTIMORE FOOTBALL HISTORY

- 1946... 12/28** - Baltimore awarded bankrupt Miami Seahawks franchise of the All-America Football Conference. Re-named Colts via a fan contest.
- 1949... 12/8** - AAFC /NFL reached merger agreement. Colts entered the NFL for 1950 season.
- 1950... 12/19** - Colts finished 1-11 in their 1st NFL season with a 15-14 loss to the New York Yanks at Yankee Stadium. The Yanks later became the Baltimore Colts.
- 1951... 1/18** - Franchise withdrew from league and received \$50,000 for players by the NFL.
- 1951 and 1952...** No Colts team existed.
- 1952... 12/3** - Commissioner Bert Bell challenged Baltimore to sell 15,000 tickets in 6 weeks to re-enter NFL. The ticket drive reached its quota in 4 weeks, 3 days.
- 1953... Jan.** - Carroll Rosenbloom headed an ownership group and Baltimore was awarded the Dallas Texans' franchise.
- 1958... 12/28** - Colts defeated NYG, 23-17, at Yankee Stadium for World Championship. That game sparked the emergence of the NFL as a televised sports giant.
- 1959... 12/27** - Colts won 2nd straight World Championship over Giants, in Baltimore, 31-16.
- 1963... 1/8** - Don Shula replaced Weeb Ewbank as head coach.
- 1964... 12/27** - Browns beat Colts, 27-0, in Cleveland for NFL title. Art Modell wins 1st title.
- 1966... 6/8** - NFL and AFL announced plans to merge in 1970. Colts, Browns and Steelers later joined AFC in NFL's realignment.
- 1969... 1/12** - Jets defeated Colts, 16-7, in Super Bowl III at Orange Bowl after Joe Namath *guaranteed* a New York victory.
- 1970... 3/3** - Don Shula resigned to become head coach of Miami Dolphins.
- 1971... 1/17** - Jim O'Brien kicked 32-yard FG with 5 seconds to play as Colts won Super Bowl V over Dallas, 16-13, in 1st-ever AFC-NFC Super Bowl.
- 1972... 7/26** - Robert Irsay traded the L.A. Rams to Carroll Rosenbloom for the Colts.
- 1975... 1/15** - Ted Marchibroda named head coach.
- 1983... 4/26** - Colts selected John Elway with 1st pick in NFL draft, but traded him to Denver for OT Chris Hinton, QB Mark Herrmann and Denver's top pick in 1984.
- 12/18** - In last NFL regular season game in Memorial Stadium (until 1996), the Colts beat the Oilers, 20-10. TE Pat Beach scored the last TD of the game on 12-yard pass from QB Mike Pagel.
- 1984... 3/28** - Colts franchise relocated to Indianapolis.

RAVENS HISTORY BEGINS

- 1995... 11/6** - Cleveland Browns announced intention to move to Baltimore for 1996 season.
- 1996... 2/9** - NFL approved franchise move.
- 2/15** - Ted Marchibroda was named Baltimore Ravens 1st head coach 21 years and 1 month to the day he was hired by the Baltimore Colts in 1975.
- 3/29** - Baltimore's NFL franchise was officially named **Ravens** after a *Baltimore Sun* telephone poll received a record number of calls supporting the name.
- 4/1** - Ravens opened Owings Mills training facility with start of offseason program.
- 4/20** - Ravens selected UCLA T Jonathan Ogden with their 1st-ever draft choice (4th overall). Miami LB Ray Lewis was selected with the 2nd pick in the 1st round (26th overall).
- 6/5** - The new Ravens' logo, colors and uniforms were unveiled in a fashion show at Harborplace.
- 6/14** - Ravens sold over 50,000 season tickets in 14 days.

BALTIMORE RAVENS HISTORY

- 9/1** - The Ravens' 1st-ever regular season game was played before 64,124 fans at Memorial Stadium, the largest crowd in Baltimore professional sports history. QB Vinny Testaverde scored the 1st TD on a 9-yard run to propel the Ravens to a 19-14 win over the Oakland Raiders.
- 12/22** - The Ravens concluded their inaugural season with a 4-12 record following a 24-21 loss to the Houston Oilers. The Ravens were 4-4 at home, and 0-8 on the road. The team sold out all 10 home games, including the 2 preseason games. Baltimore held a 2nd-half lead in 10 of its 11 final games, but won only 2. QB Vinny Testaverde was voted to the Pro Bowl after throwing for 4,177 yards and 33 TDs. WRs Michael Jackson and Derrick Alexander both eclipsed the 1,000-yard receiving mark and combined for 23 TD receptions.
- 1997...** **3/18** - The Ravens and Western Maryland College (now McDaniel College) entered into a 5-year agreement to hold training camp at the Westminster, MD campus.
- 4/19** - The Ravens selected LB Peter Boulware with their 1st pick in the 1997 draft (4th overall). Boulware went on to win NFL Defensive Rookie of the Year honors and finished with 11.5 QB sacks, the 4th-best sack total by a rookie in NFL history.
- 9/21** - The Ravens defeated the Tennessee Oilers, 36-10, to start the season 3-1.
- 12/14** - Baltimore defeated Tennessee, 21-19, in the final game at Memorial Stadium. 13 of the 16 regular season games played by the Ravens at Memorial Stadium were televised and all were sold out.
- 12/21** - Baltimore dropped a 16-14 game at Cincinnati to finish the season 6-9-1. T Jonathan Ogden was named consensus All-Pro and voted as a starter to the Pro Bowl. LB Ray Lewis led the NFL in tackles with 210 and was voted 1st alternate to the Pro Bowl; then selected as a "needs" player by coach Bill Cowher.
- 1998...** **2/14** - The Ravens traded for QB Jim Harbaugh (from Ind.), the 1st of several key offseason acquisitions, including RB Errict Rhett (2/17), CB Rod Woodson (2/25) and FB Roosevelt Potts (2/27).
- 4/18** - The Ravens selected CB Duane Starks with their 1st pick in the 1998 draft (10th overall). Starks tied for the NFL's rookie INT lead and was a *Football Digest* All-Rookie choice.
- 9/5** - The new NFL Stadium at Camden Yards (later named PSINet Stadium) was the backdrop for an opening gala that included fireworks, a Stevie Wonder - Baltimore Symphony Orchestra concert and a spectacular laser show.
- 9/6** - The Ravens opened their new NFL Stadium in downtown Baltimore before a host of dignitaries, a packed house and the Steelers. The Ravens lost, 20-13.
- 12/13** - The Ravens and Minnesota Vikings set an NFL record with 3 KORs for TDs, all in the 1st quarter. Ravens Corey Harris and Patrick Johnson and Minnesota's David Palmer all scored TDs on returns in the Vikings' 38-28 win. Gary Anderson set an NFL record when he kicked his 34th straight successful FG, 1 of 6 3-pointers.
- 12/28** - After a 6-10 finish, the Ravens did not renew Ted Marchibroda's contract. Six Ravens represented the AFC in the Pro Bowl: LB Peter Boulware, WR/RS Jermaine Lewis, LB Ray Lewis, DE Michael McCrary, T Jonathan Ogden and S Bennie Thompson (special teamer).
- 1999...** **1/19** - Brian Billick became the 2nd head coach in Baltimore Ravens history when he accepted a 6-year contract from owner Art Modell. Billick, the highly successful offensive coordinator for Minnesota, directed a Vikings' attack that set a variety of NFL and team records, including the league's all-time scoring mark of 556 points in 1998.
- 1/26** - PSINet Inc., the 1st and largest independent commercial internet provider, announced a 20-year partnership to develop a global network for the Ravens. Under the agreement, the new facility was named PSINet Stadium.

BALTIMORE RAVENS HISTORY

- 1/30** - Ravens executive vice president of player personnel Ozzie Newsome was selected for induction into the Pro Football Hall of Fame, along with Lawrence Taylor, Eric Dickerson, Tom Mack and Billy Shaw. Newsome was the NFL's all-time leading TE in pass receptions until Shannon Sharpe eclipsed Ozzie Newsome's record in 2001.
- 4/17** - The Ravens selected Arizona CB Chris McAlister (10th overall) with their 1st-round pick and traded their 2nd-round choice for Atlanta's 1st-round choice in 2000. Baltimore also acquired veterans QB Tony Banks, OL Everrett Lindsay and TE Lovett Purnell in trades involving 1999 picks.
- 9/12** - Brian Billick's debut as head coach was spoiled in the regular season opener, as St. Louis defeated the Ravens, 27-10, in the TransWorld Dome. QB Kurt Warner had his 1st NFL start.
- 9/26** - Billick notched his 1st win, 17-10, over the expansion Cleveland Browns. Stoney Case started at QB, replacing Scott Mitchell.
- 10/31** - Tony Banks took over as the team's starting QB against Buffalo in a 13-10 loss. He went 6-4 as a starter, including 4-0 in Dec. He threw a career-high 17 TDs and a career-low 8 INTs.
- 12/26** - The Ravens recorded their 1st-ever shutout, a 22-0 win over Cincinnati. The victory completed a perfect Dec. and gave the Ravens a franchise-high 8 victories. 5 players (LB Peter Boulware, LB Ray Lewis, DE Michael McCrary, T Jonathan Ogden and S Rod Woodson) were named to the Pro Bowl. The Ravens' defense finished 2nd in the NFL, and in the team's 6-3 finish, Baltimore outscored opponents, 324-277.
- 2000...**
- 2/22** - The Ravens signed 7-time Pro Bowl TE Shannon Sharpe, an unrestricted free agent who had starred for 10 years with the Denver Broncos. Sharpe caught 552 passes for 6,983 yards and 44 TDs for Denver.
- 3/27** - NFL owners approved the sale of 49% of the Ravens to Anne Arundel County (MD) business executive Steve Bisciotti. In it, Bisciotti had an option to purchase the remaining 51% for \$325 million in 2004.
- 4/15** - The Ravens went for offense in the 2000 NFL Draft, selecting Tennessee RB Jamal Lewis (5th overall), Florida WR Travis Taylor (10th overall), and Louisville QB Chris Redman (75th overall) with their 1st 3 picks.
- Sept.** - The Ravens opened the 2000 season with a 16-0 win at Pittsburgh in their last visit to Three Rivers Stadium on 9/3. They won 3 of their 1st 4 games, including a dramatic 39-36 win over Jacksonville (their 1st win over the Jaguars) and a 37-0 shutout over Cincinnati.
- Oct.** - Baltimore finished Oct. at 2-3, and did not score a TD during the month. Trent Dilfer replaced Tony Banks at QB on 10/29 vs Pittsburgh.
- Nov./Dec.** - Baltimore won its final 7 regular season games with a combined score of 193-63. On 11/26, Earnest Byner was the 1st inductee to the Ravens' Ring of Honor (Ravens won 44-7 vs. Cleveland). On 12/10, Art Modell was honored in pre-game ceremonies for his 40 years of ownership. That day, the Ravens' earned their 1st playoff berth, defeating San Diego, 24-3.
- 12/24** - The Ravens' defense set a 16-game record by allowing only 165 total points. Baltimore also set an NFL record by allowing only 970 yards rushing. The Ravens finished 12-4 after beating the New York Jets, 34-20, on Christmas Eve. Rookie RB Jamal Lewis rushed for a team record 1,364 yards in 2000.
- 12/31** - The Ravens defeated the Denver Broncos, 21-3, in an AFC Wild Card Playoff Game at PSINet Stadium, the 1st home playoff game in Baltimore since 1977. Jamal Lewis rushed for 110 yards on 30 carries and scored twice, while the defense allowed Denver's rushing attack only 42 yards on the ground.
- 2001...**
- 1/2** - LB Ray Lewis won NFL Defensive MVP honors from the *Associated Press*.
- 1/7** - The Ravens scored 14 4th quarter points to defeat Tennessee, 24-10, at Adelphi Coliseum to advance to the AFC Championship. The go-ahead TD was a 90-yard return by Anthony Mitchell off a blocked FG; then Ray Lewis scored on a 50-yard INT return to seal the win.

BALTIMORE RAVENS HISTORY

- 1/14 - The Ravens traveled to Oakland and defeated the Raiders, 16-3, in the AFC Championship game to advance to Super Bowl XXXV. TE Shannon Sharpe scored on an NFL postseason record 96-yard pass from Trent Dilfer. The Ravens limited the Raiders to 24 rushing yards.
- 1/28 - The Ravens defeated the New York Giants, 34-7, to capture their 1st World Championship in Super Bowl XXXV, played at Raymond James Stadium in Tampa, FL. Ray Lewis was named Super Bowl MVP and only Ron Dixon's 97-yard KOR for a TD averted a shutout against the Giants. A Super Bowl record was set when 3 TDs were scored in a span of 36 seconds, including Duane Starks' 49-yard INT return and Jermaine Lewis' 84-yard KOR.
- 1/30 - Over 200,000 people turned out on a cold, rainy day to attend the Baltimore Ravens' Victory Parade.
- 3/6 - The Ravens reached an agreement in principle on a 5-year contract with Elvis Grbac. Grbac had thrown for a career-high 4,169 yards and 28 TDs for Kansas City in 2000 and was named to his 1st Pro Bowl.
- 4/21 - The Ravens selected Arizona State TE Todd Heap with their 1st choice (31st overall) in the 2001 draft, and Baylor S Gary Baxter in the 2nd round (62nd overall). The Ravens held all of their own choices in each of the 7 rounds.
- July/Aug. - The Ravens opened training camp as defending World Champions with the entire nation watching, as HBO's *Hard Knocks: Training Camp With the Baltimore Ravens* debuted with the Ravens as the featured team. RB Jamal Lewis and RT Leon Searcy suffered season-ending injuries in the 1st week of camp.
- 8/13 - The Ravens preseason game vs. the Eagles was canceled by NFL Commissioner Paul Tagliabue at Veterans Stadium because of hazardous field conditions.
- 9/9 - The Ravens won their 12th consecutive game and 2nd consecutive opener with a 17-6 win over the Chicago Bears at PSINet Stadium. On 9/11, the World Trade Center collapsed and the Pentagon was hit, following terrorist attacks.
- 10/21 - Matt Stover broke the NFL record for most consecutive games with a FG, snapping Fred Cox's old mark of 31, when he booted 2 3-pointers in a 24-14 loss to the Browns at Cleveland Browns Stadium. Stover's streak ended at 38 games with a FGA on 12/16 vs. Pittsburgh.
- 11/18 - TE Shannon Sharpe became the NFL's all-time leading pass-catching TE (surpassing Ravens executive VP and GM Ozzie Newsome's mark of 662), when Sharpe caught a 29-yard pass on the 5th play of the game vs. the Cleveland Browns. He finished the 2001 season with 692 career receptions for 8,604 yards — both all-time NFL highs for a TE.
- 12/2 - S Rod Woodson set an NFL record by returning a Peyton Manning INT 47 yards for a TD, his 10th career TD on an INT return, in a 39-27 win over the Colts. Woodson's TD snapped a tie with Ken Houston (9 career INTs for TDs).
- 12/23 - Corey Dillon of the Bengals rushed for 127 yards, snapping the Ravens' streak of 50 games (including playoffs) of not allowing a 100-yard rusher, the longest streak since the 1989-1992 Eagles had a 53-game streak. The Ravens scored their 3rd consecutive home shutout over the Bengals (16-0), the 1st time in 24 years (1975-77, Oakland over San Diego) that a team had 3 straight home shutouts over the same opponent.
- 2002... 1/2 - 6 Ravens were selected to play in the Pro Bowl, tying the team mark set in 1998. Selected were LB Ray Lewis, T Jonathan Ogden, DT Sam Adams, RS Jermaine Lewis, TE Shannon Sharpe and S Rod Woodson.
- 1/7 - The Ravens played a postponed regular season game against Minnesota at Ravens Stadium and defeated the Vikings, 19-3, allowing Baltimore to advance to the playoffs. The game had been scheduled for Monday, 9/17, but was re-scheduled because of the 9/11 terrorist attack on the United States. The victory gave the Ravens a 10-6 record and clinched a Wild Card spot as the AFC's 5th seed. LB Peter Boulware set a team record with 4 sacks vs. the Vikings to finish as the AFC's leading sacker with 15.

BALTIMORE RAVENS HISTORY

- 1/13** - The Baltimore Ravens traveled to Miami and defeated the Dolphins, 20-3, in an AFC Wild Card Playoff game. Baltimore set a playoff team record with 226 rushing yards on 50 carries. The Ravens became the 1st team in NFL history to win its 1st 5 playoff games. Only Joe Gibbs, who won his 1st 6 playoff games, surpassed Brian Billick's mark of 5 (tied with Tom Flores).
- 1/20** - After 5 consecutive playoff wins (including the Super Bowl run in 2000), the Ravens were stopped at Heinz Field with a 27-10 loss to the Pittsburgh Steelers in the AFC Divisional Playoff game. The Steelers jumped to a 20-0 1st-half lead and stifled Baltimore's offense. Baltimore's only TD came when RS Jermaine Lewis set an NFL playoff record with an 88-yard punt return for a score in the 3rd quarter.
- 4/20** - In the 66th Annual NFL Selection Meeting, the Ravens chose 10 players, many of whom made an immediate impact. Baltimore picked S Ed Reed (24th overall) out of Miami (FL) with its 1st pick and DE Tony Weaver (Notre Dame) with its 2nd (52nd overall). The Ravens had a total of 10 picks, 3 compensatory. 4 days later, the Ravens signed UFA QB Jeff Blake, who would replace QB Chris Redman (back) following the 6th game of the 2002 season.
- 5/15** - The Ravens and McDaniel College (formerly Western Maryland College) announced a 3-year contract extension to keep Ravens training camp in Westminster, MD through the 2004 season. The team has trained at the Westminster campus since the 1996 inaugural season.
- 9/8** - With the youngest team in NFL history (19 1st-year players), the Ravens dropped their 1st 2 games at Carolina (10-7) and at home (9/15) vs. the Buccaneers (25-0). A moving tribute was paid to Hall of Famer Johnny Unitas prior to the game, and QB Chris Redman, a close friend and admirer, wore black hightops in honor of his hero. Johnny Unitas passed away on 9/11.
- 9/30** - Chris McAlister ran into the NFL record books against Denver. With 1 second remaining in the 1st half, Broncos K Jason Elam's FGA was short. McAlister caught it in the end zone and returned it 107 yards for a TD – the then-longest play of any kind in league history. The previous record was 106 yards (3 KORs), last accomplished by Roy Green in 1979. Baltimore won 34-23. S Ed Reed blocked the 1st punt in Ravens history, leading to the Ravens' 2nd TD of the 2nd quarter against the Broncos.
- 10/20** - Johnny Unitas and 7 of his Hall of Fame teammates were enshrined into the Ring of Honor at Ravens Stadium in front of a sellout crowd of 69,173 fans. Enshrined with Unitas were: WR Raymond Berry, RB Lenny Moore, DT Art Donovan, DE Gino Marchetti, TE John Mackey, OT Jim Parker and LB Ted Hendricks. A bronze statue of Unitas' likeness was sculpted by local Baltimore artist Frederick Kail and dedicated at Gate A, newly named *Unitas Plaza*. In a joint effort, the Baltimore Ravens, Art Modell, the Steve Bisciotti family, and others commissioned the project.
- Nov.** - RS Lamont Brightful's 95-yard punt return was the longest PR in the NFL for the 2002 season; S Ed Reed recorded a 2nd blocked punt, which he returned for a TD in the victory vs. Tennessee, 13-12. The Ravens were 4-0 when scoring a TD on special teams in 2002.
- 12/29** - The Ravens lost their final game of the season at Pittsburgh (34-31) in a heart-breaking nailbiter. Hopes of a playoff berth ended, and the Ravens finished with a 7-9 record. 3 Ravens players traveled to the Pro Bowl: T Jonathan Ogden, LB Peter Boulware and 1st-timer TE Todd Heap.

2003...

- Jan./Feb.** - Ozzie Newsome was named the NFL's 1st minority general manager. The Executive VP and GM promoted 3 members of his staff: Phil Savage, player personnel director; George Kokinis, pro personnel director; Eric DeCosta, college scouting director. Former Bears Hall of Fame LB Mike Singletary launched his coaching career when he was hired by the Ravens as LB coach. Art Modell entered his 43rd (and final) year in the NFL as a franchise owner.

BALTIMORE RAVENS HISTORY

- 4/26** - The Ravens had 11 draft picks going into the 67th Annual NFL Selection Meeting, 4 of which were compensatory picks. LB Terrell Suggs (Arizona State) was selected with the 1st pick (10th overall). In a draft-day trade with New England, the Ravens secured a 2nd 1st-round pick (19th overall) and selected QB Kyle Boller (California) in exchange for their 2nd-round pick in 2003 and their 1st-rounder in 2004.
- 5/6** - Ravens Stadium was re-named M&T Bank Stadium in a press conference held at the stadium. The 15-year \$75-million agreement included naming rights, as well as jointly administered community-based programs. The then-147-year old M&T Bank was headquartered in Buffalo, N.Y.
- 9/2** - The average age of the Ravens was only 25.8 years at roster cutdown. Baltimore had 18 1st- and 2nd-year players on the roster; 7 rookies and 11 2nd-year veterans. The average years of experience was just 4. The Ravens were the 3rd youngest team in the NFL (Cleveland, 24.8 and Chicago, 25.3).
- 9/14** - Baltimore rolled over the Cleveland Browns, 33-13, at M&T Bank Stadium. In that home opener, RB Jamal Lewis broke an NFL record with 295 yards rushing on 30 carries and 2 TDs – nailing 1 TD for 82 yards. In the game at Cleveland (12/21), Lewis rushed for 205 yards, setting the NFL mark for rushing yards in a season vs. the same team – 500 yards.
- 12/18** - A team-record 8 players were voted to the Pro Bowl (most-tied with the Chiefs): LB Ray Lewis, S Ed Reed, LB Peter Boulware, T Jonathan Ogden, TE Todd Heap, RB Jamal Lewis, CB Chris McAlister and LB/Special Teamer Adalious Thomas.
- 12/26** - Art Modell was inducted into the Ring of Honor at M&T Bank Stadium at the final game of the season, a 13-10 OT win over Pittsburgh. Baltimore finished 10-6, winning a 1st-ever AFC North Division title.
- 12/31** - Jamal Lewis and Ray Lewis were named AP's NFL Offensive and Defensive Players of the Year, respectively, while LB Terrell Suggs was named AP's NFL Defensive Rookie of the Year.
- 2004...**
- 1/3** - The Ravens lost, 20-17, to the Titans in the AFC Wild Card game at M&T Bank Stadium on Gary Anderson's game-winning kick (46-yard FG), with 29 seconds remaining.
- 2/4** - Jim Fassel, former head coach of the NY Giants, was named senior consultant/offense for the Baltimore Ravens. It marked the 1st time 2 Super Bowl head coaches were on the same team.
- 4/9** - The NFL approved Ravens new owner Steve Bisciotti's purchase of the club.
- 4/13** - Ravens and McDaniel College extended their partnership 6 years to keep training camp in Westminster through 2010. The deal includes installation of Sportex Momentum Turf on the college's main athletic field with both parties sharing costs.
- 4/24** - The Ravens had 10 draft picks (3 compensatory) in the 68th NFL Selection Meeting. Their 1st pick was traded in 2003 to NE for QB Kyle Boller (19). The Ravens selected DE/DT Dwan Edwards in the 2nd round (51st overall). The 3rd- and 5th-round selections (88 and 155) were traded to Min. for a 3rd-rounder (82) to select WR Devard Darling (Washington State). OLB Roderick Green (Central Missouri State) was selected at the 153rd spot from Miami for the Ravens' 5th (160) and 7th (222).
- 9/12** - The Ravens opened the season on the road at Cleveland without the services of Pro Bowl T Jonathan Ogden and Baltimore lost (20-3) to its division rival in an upset. Baltimore struggled most of the season with injuries to key Pro Bowl-type players, with regular starters missing a total of 53 games.
- 10/4** - Former Ravens Pro Bowler DE Michael McCrary was inducted into the Smyth Jewelers Ring of Honor at halftime of the Ravens' Monday Night ABC contest vs. KC. The Chiefs won, 27-24. McCrary retired in 2002.

BALTIMORE RAVENS HISTORY

10/15 - Ravens moved into their new 200,000-sq.ft. training facility in Owings Mills, MD during the bye week. The new state-of-the-art headquarters is home to 200 Ravens employees.

12/22 - 5 Ravens were named to the Pro Bowl: T Jonathan Ogden (8th), LB Ray Lewis (7th), S Ed Reed (2nd), CB Chris McAlister (2nd) and LB Terrell Suggs (1st).

2005...

1/2 - Finishing the 2004 season with a 9-7 record, the Ravens fell 1 game short of the playoffs. Baltimore produced a 6-2 mark at M&T Bank Stadium and a 3-5 record on the road. Injuries caused regular starters to miss 53 games, including the entire season for Pro Bowler LB Peter Boulware. Other Pro Bowlers who missed considerable time included: TE Todd Heap (10), RB Jamal Lewis (4), LT Jonathan Ogden (4), and CB Deion Sanders (7). C Mike Flynn missed the 1st 7 games.

1/7 - S Ed Reed was named NFL Defensive Player of the Year by the *Associated Press*, becoming the 2nd Raven in as many years to win the award. LB Ray Lewis won the award twice (2000, 2003).

1/12 - Jim Fassel and Rex Ryan (1/20) were promoted to offensive and defensive coordinators, respectively. Clarence Brooks (formerly with Miami) replaced Rex Ryan as DL coach. Chris Foerster (former Miami offensive coordinator) was named offensive line/assistant head coach. Rick Neuheisel was named QB coach. Fassel's son, John, was hired as an offensive assistant.

3/7 - 4 UFAs signed with the Ravens, including 2 Pro Bowlers from the Titans: WR Derrick Mason and CB Samari Rolle (3/7). G Keydrick Vincent (3/11) and LB Tommy Polley (4/11) also signed. Mason led Ravens with a team-high and franchise-record 86 catches for 1,073 yards. Rolle was 2nd on the team with passes defended (14).

4/24 - The Ravens had 7 draft picks (1 compensatory) in the 69th NFL Selection Meeting. With their 1st pick (22nd overall), they selected WR Mark Clayton out of Oklahoma. Clayton brought renewed excitement to the receiving corps, started 10 of 14 games, as a rookie, and was 3rd among Ravens receivers (44-471-10.7-2TDs), setting rookie franchise records for receptions and receiving yards.

2006...

1/1 - Baltimore finished with a disappointing 6-10 record, going 6-2 at home and netting 0 wins on the road. The 67 games lost to injured starters were 3rd most in the NFL, with 10 games to Ray Lewis (thigh), 6 to Ed Reed (ankle) and 7 to Kyle Boller (toe). Season highlights included 2 national games, a 48-3 win over Green Bay (12/19) and a 30-23 win against Minnesota (12/25) on Christmas night that knocked the Vikings out of the playoffs. One of the victories was a 16-13 OT triumph over the Super Bowl Champion Steelers.

1/11 - 5 new coaches joined the Ravens: Frank Gansz, Jr. (special teams coordinator), Mark Carrier (secondary), Mike Johnson (wide receivers), Tony Nathan (running backs) and Greg Roman (assistant offensive line). John Fassel was promoted to assistant special teams coach (formerly an offensive assistant).

2/12 - LT Jonathan Ogden started his 9th-straight Pro Bowl.

3/14 - On this date (through 3/24), the Ravens signed 4-time Pro Bowler DE Trevor Pryce (Den.), DT Justin Bannan (Buf.), RB Mike Anderson (Den.), LB Gary Stills (KC), who earned Pro Bowl honors as a special teamer, DB Corey Ivy (STL) and P Leo Araguz. Resigned were RB Jamal Lewis and LB Bart Scott.

4/29 - At the 70th NFL Selection Meeting, the Ravens chose Oregon DT Haloti Ngata, the 13th 1st-round choice in Ravens history, and described by GM Ozzie Newsome "as a block of granite." Baltimore drafted 5 defensive players, 4 offensive, and a punter who can also kick off. The Ravens had 10 selections, including 4 compensatory.

BALTIMORE RAVENS ALL-TIME ROSTER

= PUP \$ = SUSPENDED * = INJ. RESERVE & = ACTIVE, BUT DNP %= RESERVE, NON FOOTBALL INJURY

12 Abney, Derek (WR/RS).....Kentucky, 2004*	86 Davis, Billy (WR).....Pittsburgh, 1999-2000
14 Anderson, Derek (QB).....Oregon State, 2005	85 DeLong, Greg (HB).....North Carolina, 1999
95 Adams, Sam (DT).....Texas A&M, 2000-01	47 Demps, Will (S).....San Diego State, 2002-04, 05*
43 Adams, Vashone (S).....Eastern Michigan, 1996	60 DeVries, Jed (OL).....Utah State, 1996*
82 Alexander, Derrick (WR).....Michigan, 1996-97	8 Difer, Trent (QB).....Fresno State, 2000
29 Allen, Terry (RB).....Clemson, 2001	87 Dinkins, Darnell (TE).....Pittsburgh, 2004-05
66 Anderson, Bennie (OL).....Tennessee State, 2001-04	94 Douglas, Marques (DL).....Howard, 1999, 2001-04
88 Armour, Justin (WR).....Stanford, 1999	36 Dowden, Corey (DB).....Grambling, 1996
70 Arvie, Herman (OL).....Grambling, 1996	40 Edison, Pedro (TE).....E. Tenn. State, 2000*
74 Atkins, James (OL).....S.W. Louisiana, 1997-99	93 Edwards, Dwan (DT).....Oregon State, 2004-05
30 Ayandadejo, Obafemi (FB) .San Diego St., 1999-2001	8 Elling, Aaron (K).....Wyoming, 2005
35 Bailey, Robert (DB).....Miami (FL), 2000	61 Elmore, John (OL).....Texas, 1997&
23 Baldwin, Randy (RB).....Mississippi, 1996	85 Ethridge, Ray (WR).....Pasadena City, 1996-97
12 Banks, Tony (QB).....Michigan State, 1999-2000	29 Evans, Charles (FB).....Clark U. (Atl.), 1999-2000
28 Baxter, Gary (DB).....Baylor, 2001-04	61 Everitt, Steve (C).....Michigan, 1996
89 Bishop, Harold (TE).....Louisiana State, 1996	62 Flynn, Mike (OL).....Maine, 1997&, 1998-05
69 Blackshear, Jeff (G).....N.E. Louisiana, 1996-99	71 Fola, Spencer (OT).....Idaho, 1996#, 1997-2000
11 Blake, Jeff (QB).....East Carolina, 2002	78 Footman, Dan (DL).....Florida State, 1996
74 Bobo, Orlando (OL).....N.W. Louisiana, 2000-01	91 Fortune, Elliott (DL).....Georgia Tech, 1996
7 Boller, Kyle (QB).....California, 2003-05	91 Franklin, Aubrayo (DT).....Tennessee, 2003-05
70 Bolling, Nate (DT).....Wake Forest, 2003	97 Frase, Paul (DE).....Syracuse, 1998
36 Booth, Issac (DB).....California, 1996	94 Frederick, Mike (DL).....Virginia, 1996-98
58 Boulware, Peter (LB).Florida St. 1997-2003, 04#, 05	26 Fuller, Corey (CB/S).....Florida State, 2003-04
24 Brady, Donny (DB).....Wisconsin, 1996-98	35 Gardner, Carwell (FB).....Louisville, 1996
16 Britton, Eddie (WR).....Central State Ohio, 1997*	32 Gash, Sam (FB).....Penn State, 2000-02
57 Brigrance, O.J. (LB).....Rice, 2000	61 Gibson, Gary (DT).....Rutgers, 2005*
45 Brightful, Lamont (RS)Eastern Washington, 2002-03	73 Goad, Tim (DT).....North Carolina, 1996
22 Brew, Dorian (DB).....Kansas, 1996-97	62 Goeas, Leo (OL).....Hawaii, 1997
44 Brookins, Jason (RB).....Lane College, 2000*-01	50 Goganiny, Keith (LB).....Penn State, 1996
77 Brooks, Ethan (T).....Williams College, 2003-04	34 Graham, Jay (RB).....Tennessee, 1997-99
90 Brown, Cornell (LB) .VA Tech, 1997-2000; 2002-04	18 Grbac, Elvis (QB).....Michigan, 2001
18 Brown, Curtis (WR).....Alabama, 1996*	86 Green, Eric (TE).....Liberty, 1996-98
60 Brown, Jason (OL).....North Carolina, 2005	95 Green, Howard (DT).....LSU, 2002
78 Brown, Orlando (T)S.C. State, 1996-98, 2003-04, 05*	33 Green, Justin (FB).....Montana, 2005
90 Burnett, Rob (DE).....Syracuse, 1996-2001	54 Green, Roderick (LB) .Central Missouri St., 2004-05
75 Brough, Jonathan (TE).....New Mexico, 2001	97 Gregg, Kelly (OL).....Oklahoma, 2000#, 2001-05
38 Butler, Robb (DB).....Robert Morris, 2005	56 Haley, Dennis (LB).....Virginia, 2005
21 Byner, Earnest (RB).....East Carolina, 1996-97	81 Hambrick, Kenyon (WR).....Alabama A&M, 2001&
56 Caldwell, Mike (LB).....Middle Tenn. State, 1996	4 Harbaugh, Jim (QB).....Michigan, 1998
22 Carter, Dale.....Tennessee, 2004%, 2005	51 Harris, Bernardo (LB).....North Carolina, 2002-03*
10 Case, Stoney (QB).....New Mexico, 1999	45 Harris, Corey (S).....Vanderbilt, 1998-01
65 Cavil, Ben (OL).....Oklahoma, 1997-98	48 Hartley, Frank (TE).....Illinois, 1996
65 Caylor, Drew (OL).....Stanford, 2005*	56 Hartwell, Edgerton (LB)Western Illinois, 2001-04
92 Chase, Martin (DT).....Oklahoma, 1998*-99	86 Heap, Todd (TE).....Arizona State, 2001-05
55 Clark, Sedric (LB).....Tulsa, 1996	70 Hellestrae, Dale (LS).....Southern Methodist, 2001
89 Clayton, Mark (WR).....Oklahoma, 2005	67 Hernandez, Adam (OL).....Yale, 1998
81 Coates, Ben (TE).....Livingstone, 2000	20 Herring, Kim (S).....Penn State, 1997-2000
53 Cody, Dan (LB/DE).....Oklahoma, 2005*	33 Hoad, Leroy (RB).....Michigan, 1996
63 Collins, Mike (G).....Wake Forest, 2002	33 Holmes, Priest (RB).....Texas, 1997-2000
49 Collins, Ryan (TE).....St. Thomas (MN), 1999	15 Horsey, Albert (WR).....Delaware State, 2001*
72 Cook, Damion (OT).....Bethune-Cookman, 2002-04	66 Hudson, John (LS).....Auburn, 2000
23 Cotton, Kenyon (FB).....S.W. Louisiana, 1997-98	33 Hughley, Delvin (CB).....Jacksonville St., 2001&
1 Croel, Mike (LB).....Nebraska, 1996	23 Hunter, Dameron (RB).....Utah, 2002
1 Cunningham, Randall (QB).....UNLV, 2001	23 Hunter, Earnest (RB).....S.E. Oklahoma, 1996
72 Dafney, Bernard (OL).....Tennessee, 1997	84 Hunter, Javin (WR).....Notre Dame, 2002S, 2003*
91 Dalton, Lionel (DT).....Eastern Michigan, 1998-2001	80 Hymes, Randy (WR).....Grambling State, 2002-05
30 Daniel, Eugene (CB).....Louisiana State, 1997	64 Isaia, Sade (G).....UCLA, 1996, 1997-98*
53 Daniels, Dexter (RB).....Florida, 1996	87 Ismail, Quincy (WR).....Syracuse, 1999-2001
81 Darling, Devard (WR)Washington State, 2004*, 2005	50 Jackson, Brad (LB).....Cincinnati, 1998-2001
56 Davis, Anthony (LB).....Utah, 2000	81 Jackson, Michael (WR).....Southern Miss., 1996-98

BALTIMORE RAVENS ALL-TIME ROSTER

25	Jenkins, DeRon (DB)	Tennessee, 1996-99	76	Powell, Carl (DE)	Louisville, 2000
6	Jenkins, J.R. (K)	Marshall, 2002	59	Powell, Craig (LB)	Ohio State, 1996
55	Johnson, J.R. (LB)	Syracuse, 2002	80	Purnell, Lovett (TE)	West Virginia, 1999
95	Johnson, Jarret (DE)	Alabama, 2003-05	61	Rabach, Casey (C/G)	Wisconsin, 2001&-02-04
85	Johnson, Kevin (WR)	Syracuse, 2004	7	Redman, Chris (QB)	Louisville, 2000-03
11	Johnson, Patrick (WR) ..	Oregon, 1998-2001, 2004-05	20	Reed, Ed (S)	Miami, 2002-05
83	Johnson, Ron (WR)	Minnesota, 2002-03	32	Rhett, Errict (RB)	Florida, 1998-99
88	Jones, John (TE)	Indiana (PA), 2000-03	39	Ricard, Alan (FB)	N.E. Louisiana, 2000#-02-04, 05*
31	Jones, Rondell (S)	North Carolina, 1997	5	Richardson, Kyle (P)	Arkansas State, 1998-2001
82	Jones, Terry (TE)	Alabama, 2002-05	14	Richardson, Wally (QB) ..	Penn State, 1997&, 1998
66	Jones, Tony (T)	Western Carolina, 1996	9	Richey, Wade (K)	Louisiana State, 2003-04
70	Katula, Matt (LS)	Wisconsin, 2005	69	Rimpf, Brian (G)	East Carolina, 2004-05
92	Kemoatu, Maake (DT)	Utah, 2002-05	30	Robertson, Rob (FB)	Northwestern St. (LA), 1998*
12	Kight, Danny (K)	Augusta State, 2001	61	Robinson, Kareem (DE) ..	Tenn.-Chattanooga, 1998*
88	Kinchen, Brian (TE)	Louisiana State, 1996-98	87	Robinson, Marcus (WR)	South Carolina, 2003
34	Knight, Tom (CB)	Iowa, 2002-03	83	Roe, James (WR)	Norfolk State, 1996-98
57	Kopp, Jeff (LB)	USC, 1998, 1999&	22	Rolle, Samari (CB)	Florida State, 2005
37	Lake, Carnell (S)	UCLA, 2001	36	Sams, B.J. (RB/RS)	McNeese St., 2004-05
38	Langham, Antonio (DB) ..	Alabama, 1996-97	37	Sanders, Deion (CB)	Florida State, 2004-05
82	LeBel, Harper (TE)	Colorado State, 1998	81	Sanders, Frank (WR)	Auburn, 2003
31	Lewis, Jamal (RB)	Tennessee, 2000-01*..05	27	Sapp, Gerome (S)	Notre Dame, 2003
84	Lewis, Jermaine (WR/KR)	Maryland, 1996-01, 2001*	80	Savoy, Phil (WR)	Colorado, 1998#
52	Lewis, Ray (LB)	Miami (FL), 1996-2002*..04, 05*	57	Scott, Bart (LB)	Southern Illinois, 2002-05
61	Lindsay, Everett (OL)	Mississippi, 1999	72	Searcy, Leon (T)	Miami (FL), 2001*
50	Lopez, Nicholas (LB)	Texas Southern, 1997	93	Sears, Corey (DL)	Mississippi State, 1996*
35	Love, Clarence (DB)	Toledo, 1999&-2000	82	Sharpe, Shannon (TE)	Savannah State, 2000-01
95	Lyle, Rick (DL)	Missouri, 1996	55	Sharper, Jamie (LB)	Virginia, 1997-2001
29	Lyons, Lamar (DB)	Washington, 1997	87	Singleton, Tate (WR)	Grambling, 1997
59	Maese, Joe (LS)	New Mexico, 2001-04	98	Siragusa, Tony (DT)	Pittsburgh, 1997-2001
85	Mason, Derrick (WR)	Michigan State, 2005	53	Slaughter, TJ (LB)	Southern Mississippi, 2003-04
21	McAlister, Chris (CB)	Arizona, 1999-2005	96	Smith, Fernando (DE)	Jackson State, 1999
54	McCloud, Tyrus (LB)	Louisville, 1997-98	51	Smith, Mike (LB)	Texas Tech, 2005*
99	McCrary, Michael (DE) ..	Wake Forest, 1997-2001-02*	32	Smith, Musa (RB)	Georgia, 2003-04*, 05*
42	Mitchell, Anthony (DB) ..	Tuskegee, 1999&-2002	88	Smith, Trent (TE)	Oklahoma, 2003*, 04#
60	Mitchell, Jeff (C)	Florida, 1997*, 1998-2000	43	Solwold, Mike (LS)	Wisconsin, 2003, 2004
19	Mitchell, Scott (QB)	Utah, 1999	14	St. Pierre, Brian (QB)	Boston College, 2005
9	Montgomery, Greg (P)	Michigan State, 1996-97	11	Stark, Jon (QB)	Trinity Int'l., 1996*
84	Moore, Clarence (WR)	Northern Arizona, 2004-05	22	Starks, Duane (CB)	Miami (FL), 1998-2001
27	Moore, Stevon (S)	Mississippi, 1996-99	41	Staten, Ralph (S)	Alabama, 1997-98
33	Morris, Byron "Bam" (RB)	Texas Tech, 1996-97	10	Stewart, Rondell (QB)	Colorado, 2004-05
37	Morrow, Harold (FB)	Auburn, 2003-04	80	Stokley, Brandon (WR)	SW Louisiana, 1999-2002
23	Mouton, Cash (DT)	Louisiana-Monroe, 2005*	3	Stover, Matt (PK)	Louisiana Tech, 1996-2005
34	Mughelli, Ovie (FB)	Wake Forest, 2003-04*..05	55	Suggs, Terrell (LB)	Arizona State, 2003-05
64	Mulgath, Edwin (G)	Arizona, 1999-2005	54	Sutter, Ed (LB)	Northwestern, 1996
11	Nash, Marcus (WR)	Tennessee, 1999, 2000&	70	Swayne, Harry (OL)	Rutgers, 1999-2000
6	Nedney, Joe (K)	San Jose St., 1999&	63	Szalay, Thatcher (C)	Montana, 2005
56	Nelson, Jim (LB)	Penn State, 2005	22	Tate, Robert (CB)	Cincinnati, 2002
67	Neujahr, Quentin (C)	Kansas State, 1996-97	29	Taylor, Chester (RB)	Toledo, 2002-05
42	Norton, Zach (CB)	Cincinnati, 2004*-05*	92	Taylor, Leland (DL)	Louisville, 1997
95	Nugent, Dave (DE)	Purdue, 2002	54	Taylor, Shannon (LB)	Virginia, 2001-02
89	Ogofide, AJ (TE)	Missouri, 1996#, 1997-99	89	Taylor, Travis (WR)	Florida, 2000-01*-02-04
87	Ogden, Jeff (WR)	Eastern Washington, 2003	78	Terry, Adam (T)	Syracuse, 2005
75	Ogden, Jonathan (T)	UCLA, 1996-2005	12	Testaverde, Vinny (QB)	Miami (FL), 1996-97
25	Oglesby, Evan	North Alabama, 2005	96	Thomas, Adaluis (DE/LB) ..	So. Miss., 2000-05
56	Olsavsky, Jerry (LB)	Pittsburgh, 1998	72	Thomas, Benard (DE)	Nebraska, 2005
6	Otis, Scott (QB)	Glenville State (WV), 1996	65	Thomas, Jason (G)	Hampton, 2002
91	Parker, Riddick (DE)	North Carolina, 2002-03	37	Thompson, Bennie (DB)	Grambling, 1996-99
79	Pashos, Tony (OT)	Illinois, 2003-05	16	Thompson, Germany (WR) ..	New Mexico, 2000&
59	Payne, Rod (C)	Michigan, 2000	38	Trapp, James (DB)	Clemson, 1999-2002
53	Peters, Tyrell (LB)	Oklahoma, 1997-99	29	Turner, Eric (DB)	UCLA, 1996
81	Pierce, Aaron (TE)	Washington, 1999	87	Turner, Floyd (WR) ..	North'n St. (LA), 1996, 1998
43	Pleasant, Anthony (DE) ..	Tennessee State, 1996	77	Vickers, Kipp (OL)	Miami (FL), 2000-01
93	Poindexter, Anthony (S) ..	Virginia, 1999&*, 2000	68	Vincent, Keydrick (G)	Mississippi, 2005*
50	Polley, Tommy (LB)	Florida State, 2005			
24	Porter, Alvin (DB)	Oklahoma State, 2001-02			
42	Potts, Roosevelt (FB)	N.E. Louisiana, 1998			

BALTIMORE RAVENS ALL-TIME ROSTER

44 Vinson, Tony (RB)Towson, 1997-1998*, 1999	57 Williams, Jerroll (LB).....Purdue, 1996
33 Waddell, Reggie (DB).....W. Illinois, 2001	36 Williams, John (CB).....Southern, 1997-98
82 Wainright, Frank (TE).....Northern Colorado, 1999-2000	23 Williams, Moe (RB).....Kentucky, 2001
38 Walls, Raymond (CB)So. Mississippi, 2003-04	72 Williams, Sammy (OL).....OK, 1998*-99&, 2000-01
46 Ward, B.J. (S).....Florida State, 2005	63 Williams, Wally (OL).....Florida A&M, 1996-98
95 Ward, Chris (DL).....Kentucky, 1997	23 Winborne, Jamaïne (DB).....Virginia, 2005%
93 Washington, Keith (DE).....UNLV, 1997-2000	59 Woodfin, Zac (LB).....Ala.-Birmingham, 2005
98 Weaver, Anthony (DE).....Notre Dame, 2002-05	26 Woodson, Rod (CB).....Purdue, 1998-2001
79 Webster, Larry (DL).....Maryland, 1996\$, 1997-2001	2 Wright, Anthony (QB)So, Carolina, 2002-03-04&, 05
30 White, Jamel (RB).....South Dakota, 2004-05	85 Wynn, Milton (WR).....Washington State, 2002
44 Wilcox, Daniel (TE)Appalachian State, 2004, 05*	80 Yarborough, Ryan (WR).....Wyoming, 1997-98
54 Wilkinson, Calvin (LB).....Temple, 2000*	15 Zastudil, Dave (P).....Ohio University, 2002-05
80 Williams, Calvin (WR).....Purdue, 1996	10 Zeier, Eric (QB).....Georgia, 1996-98
49 Williams, Chad (S).....So. Mississippi, 2002-05	70 Zielinski, Matt (DT).....Duke, 2004*
76 Williams, Erik (OL).....Central State (OH), 2001	63 Zitelli, Emmett (C).....Purdue, 1999

PRIME-TIME RAVENS

REGULAR SEASON

Total National Games	22
Total Wins	11
Total Losses	11
Sunday Wins	7
Sunday Losses	7
Monday Wins	4
Monday Losses	2
Thursday Losses	1
Saturday Losses	1

2005

Sun., 9/11	Indianapolis at Baltimore L 7-24 (N, ESPN)
Mon., 10/31	Baltimore at Pittsburgh L 19-20 (N, ABC)
Mon., 12/19	Green Bay at Baltimore W 48-3 (N, ABC)
Sun., 12/25	Minnesota at Baltimore W 30-23 (N, ESPN)

2004

Mon., 10/4	Kansas City at Baltimore L 24-27 (N, ABC)
Sun., 10/10	Baltimore at Washington W 17-10 (N, ESPN)
Sun., 11/7	Cleveland at Baltimore W 27-13 (N, ESPN)
Sun., 12/19	Baltimore at Indianapolis L 10-20 (N, ESPN)

2003

Sun., 11/9	Baltimore at St. Louis L 22-33 (N, ESPN)
Sun., 12/28	Pittsburgh at Baltimore W 13-10 OT (N, ESPN)

2002

Mon., 9/30	Denver at Baltimore W 34-23 (N, ABC)
Sun., 10/6	Baltimore at Cleveland W 26-21 (N, ESPN)

2001

Mon., 11/12	Baltimore at Tennessee W 16-10 (N, ABC)
Sun., 12/16	Pittsburgh at Baltimore L 21-26 (N, ESPN)
Sat., 12/29	Baltimore at Tampa Bay L 10-22 (N, ABC)
Mon., 1/7	Minnesota at Baltimore W 19-3 (N, ABC)

2000

Sun., 9/17	Baltimore at Miami L 6-19 (N, ESPN)
Sun., 10/8	Baltimore at Jacksonville W 15-10 (N, ESPN)

1999

Thu., 10/21	Kansas City at Baltimore L 8-35 (N, ESPN)
-------------	--

1998

Sun., 9/27	Cincinnati at Baltimore W 31-24 (N, ESPN)
-------------------	--

1997

Sun., 11/9	Baltimore at Pittsburgh L 0-37 (N, ESPN)
------------	---

1996

Sun., 10/13	Baltimore at Indianapolis L 21-26 (N, ESPN)
-------------	--

2006 PRIME TIME

<u>DAY, DATE</u>	<u>OPPONENT</u>	<u>TIME</u>	<u>NETWORK</u>
Mon., Oct. 9	at Denver Broncos	8:30 PM	ESPN
Thu., Nov. 30	at Cincinnati Bengals	8:00 PM	NFL Network

ALL-TIME DRAFT CHOICES

1996

1a (4) **Ogden, Jonathan** (OL) UCLA; 1b (26) **Lewis, Ray** (LB) Miami (FL), Choice from SF along with 49ers 1995 1st, 3rd and 4th-(from KC) round picks for Cle. 1995 1st-round pick (obtained from Atl. for RB **Eric Metcalf** and Cle. original 1995 1st-round pick); 2a. Choice to TB for TE **Harold Bishop**; 2b (55) **Jenkins, DeRon** (CB) Tennessee, choice from Den. for 1996 3rd, 4th and 7th-round picks; 3 Choice to Den.; 4 Choice to Den.; 5a. Choice to NO for DB **Reginald Jones**; 5b (153) **Lewis, Jermaine** (WR) Maryland, choice from Atl. for G **Gene Williams**; 5c Choice (obtained from Phi. to Dal. for 1997 4th-round pick); 6a (172) **Daniels, Dexter** (LB) Florida; 6b (186) **Roe, James** (WR) Norfolk State, Choice from Jax. (supplemental) along with Jaguars 1995 5th-round pick for Cle. 1995 4th-round pick; 7a Choice to Den.; 7b (238) **Stark, Jon** (QB) Trinity International (Ill.), Choice from Phi. for DL **Ronnie Dixon**.

1997

1 (4) **Boulware, Peter** (LB) Florida State; 2a (34) **Sharper, Jamie** (LB) Virginia; 2b (58) **Herring, Kim** (S) Penn State, choice from Den. for T **Tony Jones**; 3 (64) **Graham, Jay** (RB) Tennessee; 4a. Choice to Atl. through Sea. for G **Jeff Blackshear**; 4b (118) **McCloud, Tyrus** (LB) Louisville, choice from Dal. for 1996 5th-round pick (obtained from Phi.); 5 (134) **Mitchell, Jeff** (C) Florida; 6a (167) **Lee, Steve** (FB) Indiana; 6b (194) **Brown, Cornell** (LB) Virginia Tech, compensatory; 7a (205) **Ward, Chris** (DE) Kentucky; 7b (234) **Richardson, Wally** (QB) Penn State, compensatory; 7c (236) **Staten, Ralph** (S) Alabama, compensatory; 7d (238) **Taylor, Leland** (DT) Louisville, compensatory.

1998

1 (10) **Starks, Duane** (CB) Miami (Fla.); 2 (42) **Johnson, Patrick** (WR) Oregon; 3 Choice along with 1998 4th-round pick to Ind. for QB **Jim Harbaugh** and Colts 1998 4th-round pick; 4a Choice (from Ind.) to Ind. for 1998 4th, 5th and 6th-round picks; 4b To TB for 1999 3rd-round pick; 5a (124) (from Ind.) **Chase, Martin** (DT) Oklahoma); 5b (133) **Sutter, Ryan** (S) Colorado; 6a (154) (from Ind.) **Rogers, Ron** (LB) Georgia Tech; 6b (164) **Williams, Sammy** (OT) Oklahoma; 7a Choice to Atl. through Pit. for OL **Bernard Dafney**; 7b (241) **Quayle, Cam** (TE) Weber State, compensatory.

1999

1 (10) **McAlister, Chris** (CB) Arizona; 2 Choice to Atl. for Atl. 2000 1st-round pick; 3 Choice to Det. along with conditional 2000 5th-round pick for QB **Scott Mitchell**; 4a (105) **Stokley, Brandon** (WR) SW Louisiana; 4b (129) **Multitalo, Edwin** (OL) Arizona; 5 Choice to STL along with 2000 7th-round pick for QB **Tony Banks**; 6a Choice to NE for TE **Lovett Purnell**; 6b Choice (from TB) to Min. for OL **Everett Lindsay**; 7 (216) **Poindexter, Anthony** (S) Virginia.

2000

1a (5) **Lewis, Jamal** (RB) Tennessee (pick acquired from Atl. for a 1999 2nd-round choice); 1b (10) **Taylor, Travis** (WR) Florida; 3 (75) **Redman, Chris** (QB) Louisville; 5 (148) **Mercier, Richard** (OL) Miami (FL); 6a (186) **Thomas, Adalius** (DE) Southern Mississippi; 6b (191) **Woodard, Cedric** (DT) Texas.

2001

1 (31) **Heap, Todd** (TE) Arizona State; 2 (62) **Baxter, Gary** (DB) Baylor; 3 (92) **Rabach, Casey** (C/G) Wisconsin; 4 (126) **Hartwell, Edgerton** (LB) Western Illinois; 5 (161) **Barnes, Chris** (RB) New Mexico State; 6 (194) **Maese, Joe** (LS) New Mexico; 7 (231) **Missouri, Dwayne** (DE) Northwestern.

2002

1 (24) **Reed, Ed** (S) Miami (FL); 2 (52) **Weaver, Anthony** (DL) Notre Dame; 3 Choice to Denver for 4th-and 5th-round picks (Ravens had traded their 5th to Washington to draft Anthony Weaver); 4a (112) **Zastudil, Dave** (P) Ohio U; 4b (123) **Johnson, Ron** (WR) Minnesota; 5 (155) **Jones, Terry** (TE) Alabama; 6a (195) **Brightful, Lamont** (DB) Eastern Washington; 6b (206) **Hunter, Javin** (WR) Notre Dame; 6c (207) **Taylor, Chester** (RB) Toledo; 6d (209) **Williams, Chad** (S) Southern Mississippi; 7 (236) **Pate, Wes** (QB) Stephen F. Austin.

2003

1a (10) **Suggs, Terrell** (LB) Arizona State; 1b (19) **Boller, Kyle** (QB) California; 2 Choice to NE with 2004 1st-round pick for NE's 2003 1st-round pick (19th/Boller); 3 (77) **Smith, Musa** (RB) Georgia; 4a (109) **Johnson, Jarret** (DE) Ala.; 4b (134) **Mughelli, Ovie** (FB) Wake Forest, compensatory; 5a (146) **Franklin, Aubrayo** (DT) Tennessee; 5b (173) **Pashos, Tony** (T) Illinois, compensatory; 6 (182) **Sapp, Gerome** (S) Notre Dame; 7a (223) **Smith, Trent** (TE) Oklahoma; 7b (250) **Mabry, Mike** (C) Central Florida, compensatory; 7c (258) **Sanders, Antwoine** (S) Utah, compensatory.

2004

1 Traded pick to NE for Pats 2003 1st-round selection (19th overall) for (QB) **Kyle Boller**; 2 (51) **Dwan Edwards** (DT) Oregon State; 3 (82) **Devard Darling** (WR) Washington State; 4. Traded pick to Jacksonville for WR **Kevin Johnson**; 5 (153) **Roderick Green** (OLB) Central Missouri State; 6a (187) **Josh Harris** (QB) Bowling Green; 6b (199) **Clarence Moore** (WR) Northern Arizona; 7a (244) **Derek Abney** (WR/RS) Kentucky; 7b (246) **Brian Rimpf** (G) East Carolina, both compensatory.

ALL-TIME DRAFT CHOICES

2005

1 (22) **Mark Clayton** (WR) Oklahoma; 2a (53) **Dan Cody** (OLB) Oklahoma; 2b (64) **Adam Terry** (T) Syracuse. Choice obtained in a trade with New England in exchange for Ravens 3rd (84) and 6th round (195) in 2005 and a 3rd-round selection in 2006; 4 (124) **Jason Brown** (OL) North Carolina; 5 (158) **Justin Green** (FB) Montana; 6 (213) **Derek Anderson** (QB) Oregon State, compensatory; 7 (234) **Mike Smith** (LB) Texas Tech

2006

1 (12) **Etuini "Haloti" Ngata** (DT) Oregon. Choice obtained in a trade with Cleveland for Baltimore's 13th and 181st overall picks; 2 (56) **Chris Chester** (C/G) Oklahoma; 3 (87) **David Pittman** (CB) Northwestern State. Both choices (Rounds 2 & 3) were obtained in a trade with the NY Giants for the Ravens' 44th overall selection; 4a (111) **Demetrius Williams** (WR) Oregon; 4b (132) **P.J. Daniels** (RB) Georgia Tech, compensatory; 5a (146) **Dawan Landry** (S) Georgia Tech; 5b (166) **Quinn Sypniewski** (TE) Colorado, compensatory; 6a (203) **Sam Koch** (P/K) Nebraska, compensatory; 6b (208) **Derrick Martin** (CB) Wyoming, compensatory; 7 (219) **Ryan LaCasse** (LB/DE) Syracuse

2006 RAVENS PLAYER PERSONNEL REVIEW

Ravens general manager **OZZIE NEWSOME** believes his team improved in all 3 areas during the 2006 NFL Draft. Newsome, director of college scouting **ERIC DECOSTA** and the personnel department added 5 players on defense, 4 for the offense and a punter who can also kick off. *"If we stacked our board correctly, we're a better team,"* Newsome said. *"Things fell in place for us, especially on the 2nd day of the draft when we targeted 10 players and we were able to get 4 of those. I feel really good that we'll look back at this draft in 2 or 3 years and be pleased with the production we're getting from this group."*

These 10 draft choices joined 6 free agents and 3-time Pro Bowler and 2003 co-MVP **QB STEVE McNAIR**, who joined the Ravens on June 8 in a trade with the Tennessee Titans in exchange for a Baltimore draft pick in 2007. McNair, who will start, is one of only 5 QBs in NFL history to have thrown for at least 20,000 yards and rushed for 3,000. Newsome said: *"I became infatuated with Steve by competing against him. In all the games we've ever played against him, he made big plays, sometimes putting the team on his shoulders and carrying them. Because of his history, he has immediate respect from our players. They know that he will help us win."*

The chances are good that the Ravens' 1st choice, **DT HALOTI NGATA** (Oregon), will develop into a Pro Bowl player. Of the 12 players selected in the 1st round by Newsome & Co. since the franchise began in 1996, 8 have earned Pro Bowl honors (Ngata is the 13th 1st-round choice in franchise history). In the 2nd round, the Ravens grabbed C/G **CHRIS CHESTER** (Oklahoma). Chester is still adjusting to the interior line after playing TE his 1st 3 seasons at Oklahoma. "Chris will really be able to help us get outside with runs and screens. He's a big guy who can run," Newsome said.

CB DAVID PITTMAN, Baltimore's 3rd-round selection, is expected to earn the nickel spot in the Ravens' defense. Pittman, from Northwestern State, was the only Division I-AA player invited to the 2006 Senior Bowl. The Ravens drafted 3 other defenders on the 2nd day of the draft: Georgia Tech **S DAWAN LANDRY** in the 5th round, Wyoming **CB DERRICK MARTIN** in the 6th and Syracuse **DE/LB RYAN LACASSE** in the 7th.

Newsome took a pair of standouts for the offense in the 4th round. Oregon **WR DEMETRIUS WILLIAMS**, whose 162 catches and 20 TDs rank 4th in school history, is the 1st of this pair. Georgia Tech **RB P.J. DANIELS**, the 4th-leading rusher (3,346 yards) in Yellow Jackets history, was also tabbed in the 4th round.

Mammoth **TE QUINN SYPNIEWSKI** (6-6, 270 pounds) from Colorado is most noted for his blocking prowess, and he came in the 5th round. Ravens special teams coordinator Frank Gansz, Jr. toured the country working out punters and kickers and suggested to Newsome to draft **SAM KOCH**. Newsome did just that, taking Koch, the Nebraska punter from 2004-05, in the 6th round.

The 6 free agents include **DE TREVOR PRYCE** (Denver), a 4-time Pro Bowler, **DT JUSTIN BANNAN** (Buffalo), **RB MIKE ANDERSON** (Denver), **LB GARY STILLS** (Kansas City), who earned Pro Bowl honors as a special teamer, **DB COREY IVY** (St. Louis) and **P LEO ARAGUZ**. Importantly, Baltimore re-signed Pro Bowl **RB JAMAL LEWIS** and **LB BART SCOTT**, who played a significant role for the Ravens' 2005 5th-ranked defense, especially after the injury to LB Ray Lewis.

DRAFTED PLAYERS COLLEGES - 1996 to 2006

Alabama 3, Arizona 2, Arizona State 2, Baylor 1, Bowling Green 1, California 1, Central Florida 1, Central Missouri State 1, Colorado 2, East Carolina 1, Eastern Washington 1, Florida 3, Florida State 1, Georgia 1, Georgia Tech 3, Illinois 1, Indiana 1, Kentucky 2, Louisville 3, Maryland 1, Miami (FL) 4, Minnesota 1, Montana 1, Nebraska 1, New Mexico 1, New Mexico State 1, Norfolk State 1, North Carolina 1, Northern Arizona 1, Northwestern 1, Northwestern State 1, Notre Dame 2, Ohio University 1, Oklahoma 6, Oregon 3, Oregon State 2, Penn State 2, Southern Mississippi 2, SW Louisiana 1, Stephen F. Austin 1, Syracuse 2, Tennessee 3, Texas 1, Texas Tech 1, Toledo 1, Trinity International 1, UCLA 1, Utah 1, Virginia 2, Virginia Tech 1, Wake Forest 1, Washington State 1, Weber State 1, Western Illinois 1, Wisconsin 1, Wyoming 1

ALL-TIME WON / LOSS RESULTS

REGULAR SEASON • ENTERING 2006

	RECORD	HOME	AWAY
Overall/Including Memorial Stadium	78-81-1	50-29-1	28-52
In M&T Bank Stadium	43-21	43-21	n/a
Coached by Brian Billick	62-50	39-17	23-33
vs. AFC Teams	64-64	42-28	22-36
vs. AFC North (AFC Central)	12-12 (26-28)	8-4 (13-14)	4-8 (13-14)
vs. AFC East	8-11	6-3	2-8
vs. AFC South	5-5	4-1	1-4
vs. AFC West	9-8	7-3	2-5
vs. NFC Teams	19-18-1	13-4-1	6-14
vs. NFC North (NFC Central)	2-2 (3-5)	2-0 (3-1)	0-2 (0-4)
vs. NFC East	7-3-1	3-1-1	4-2
vs. NFC South	0-4	0-2	0-2
vs. NFC West	7-4	5-0	2-4
On Monday Night Football - ABC	4-2	3-1	1-1
On ESPN	7-8	5-3	2-5
In Overtime	6-3-1	4-1-1	2-2
In Season Openers	3-7	2-3	1-4
In Domes	2-8	n/a	2-8
Edward Jones Dome (StL.)	0-2	n/a	0-2
Ford Field (Det.)	0-1	n/a	0-1
Georgia Dome (Atl.)	1-1	n/a	1-1
RCA Dome (Ind.)	0-3	n/a	0-3
Reliant Stadium (Hou. Astrodome)	1-0 (0-1)	n/a	1-0 (0-1)
In August	0-1	0-1	0-0
In September	18-16	11-5	7-11
In October	15-24	8-10	7-14
In November	21-21-1	12-7-1	9-14
In December	22-17	17-5	5-12
In January	2-2	2-0	0-2

POSTSEASON • WON / LOSS RESULTS

	RECORD	HOME	AWAY
Overall	5-2	1-1	4-1
vs. AFC Central	1-0	0-0	1-0
vs. AFC North	0-1	0-0	0-1
vs. AFC South	0-1	0-1	0-0
vs. AFC East	1-0	0-0	1-0
vs. AFC West	2-0	1-0	1-0
vs. NFC	1-0	0-0	1-0

ATTENDANCE RESULTS

YEAR	HOME		ROAD		PRESEASON ATTEND.	PLAYOFFS ATTEND.	TOTAL	
	ATTEND.	AVERAGE	ATTEND.	AVERAGE			ATTEND.	AVERAGE
1996	471,665	58,958	434,075	54,259	217,533	—	1,123,273	56,163
1997	475,236	59,404	465,680	58,210	189,179	—	1,130,095	56,505
1998	549,531	68,691	434,548	54,318	228,568	—	1,212,647	60,632
1999	547,127	68,391	458,844	57,356	214,734	—	1,220,705	61,035
2000	551,695	68,961	510,678	63,834	281,125	272,870	1,616,368	67,349
2001	554,991	69,374	508,251	63,531	209,222	136,227	1,408,691	67,080
2002	554,724	69,341	519,740	64,925	270,117	—	1,344,581	67,229
2003	556,634	69,579	450,295	56,287	275,416	69,452	1,351,797	64,371
2004	558,594	69,824	564,694	70,586	281,567	—	1,404,855	70,243
2005	563,076	70,385	533,939	66,742	251,796	—	1,348,811	67,441
TOTAL	5,383,273	67,291	4,880,744	61,009	2,419,257	478,549	13,161,823	63,892
GAMES	80	—	80	—	39*	7	206	—

*8/13/01 @PHILADELPHIA CANCELLED: FIELD CONDITIONS

ALL-TIME PRESEASON RESULTS

1996 (3-1)

8/3 vs. Philadelphia (63,804).....	W	17-9
8/10 @ New York Giants (39,799).....	W	37-27
8/17 vs. Green Bay (62,025).....	L	15-17
8/23 @ Buffalo (51,905).....	W	37-14

1997 (0-4)

8/2 vs. New York Giants (53,268).....	L	20-21
8/8 @ New York Jets (23,067).....	L	29-39
8/16 @ Philadelphia (60,939).....	L	13-24
8/22 vs. Buffalo (51,905).....	L	28-31

1998 (4-0)

8/8 vs. Chicago (65,938).....	W	19-14
8/15 @ New York Jets (47,906).....	W	33-0
8/24 vs. Philadelphia (65,970).....	W	23-6
8/28 @ New York Giants (48,754).....	W	14-6

1999 (4-0)

8/12 @ Philadelphia (43,552).....	W	10-7
8/21 @ Atlanta (44,843).....	W	19-6
8/28 vs. Carolina (66,247).....	W	28-24
9/3 vs. New York Giants (60,092).....	W	28-24

2000 (4-0)

8/5 vs. Philadelphia (65,459).....	W	16-13
8/12 vs. New York Jets (66,588).....	W	10-0
8/18 @ Carolina (72,551).....	W	24-13
8/25 @ New York Giants (76,527).....	W	28-24

2001 (1-2)

8/13 @ Philadelphia - Cancelled*		
8/18 @ New York Jets (76,406).....	L	3-16
8/23 vs. Carolina (66,619).....	L	17-20
8/31 vs. New York Giants (66,197).....	W	38-9

2002 (2-2)

8/9 vs. Detroit (67,421).....	W	12-6
8/15 vs. New York Jets (67,681).....	L	14-16
8/23 @ Philadelphia (58,443).....	W	13-12
8/29 @ New York Giants (76,572).....	L	0-13

2003 (1-3)

8/9 vs. Buffalo (68,550).....	L	19-20
8/16 @ Atlanta (68,237).....	W	13-10
8/23 @ Washington (70,460).....	L	3-24
8/28 vs. New York Giants (68,169).....	L	24-30

2004 (3-1)

8/12 vs. Atlanta (69,299).....	W	24-0
8/20 @ Philadelphia (67,218).....	L	17-26
8/25 vs. Detroit (69,552).....	W	17-6
9/2 @ New York Giants (75,498).....	W	27-17

2005 (2-2)

8/13 @ Atlanta (67,123).....	L	3-16
8/20 vs. Philadelphia (70,303).....	L	14-20
8/26 @ New Orleans (44,485).....	W	21-6
9/1 vs. Washington (69,885) OT	W	26-20

All-time Preseason Record: 24-15

***Field Conditions Caused Cancellation**

ALL-TIME REGULAR SEASON RESULTS

1996: 4-12 (Points: 371-441) 5th AFC Central

9/1	Oakland (64,124).....	W	19-14
9/8	@ Pittsburgh (57,241).....	L	17-31
9/15	@ Houston (20,082).....	L	13-29
9/29	New Orleans (61,063).....	W	17-10
10/6	New England (63,569).....	L	38-46
10/13	@ Indianapolis (56,978).....	L	21-26
10/20	@ Denver (70,453).....	L	34-45
10/27	St. Louis (60,256) OT	W	37-31

1997: 6-9-1 (Points: 326-345) 5th AFC Central

8/31	Jacksonville (61,018).....	L	27-28
9/7	Cincinnati (52,968).....	W	23-10
9/14	@ New York Giants (69,768).....	W	24-23
9/21	@ Tennessee (17,737).....	W	36-10
9/28	@ San Diego (54,094).....	L	17-21
10/5	Pittsburgh (64,421).....	L	34-42
10/19	Miami (64,354).....	L	13-24
10/26	@ Washington (75,067).....	W	20-17

Coach: Ted Marchbroda Top Draft Choice: OL Jonathan Ogden

11/3	Cincinnati (60,743).....	L	21-24
11/10	@ Jacksonville (64,628).....	L	27-30
11/17	@ San Francisco (51,596).....	L	20-38
11/24	Jacksonville (57,384) OT	L	25-28
12/1	Pittsburgh (51,822).....	W	31-17
12/8	@ Cincinnati (43,022).....	L	14-21
12/15	@ Carolina (70,075).....	L	16-27
12/22	Houston (52,704).....	L	21-24

Coach: Ted Marchbroda Top Draft Choice: LB Peter Boulware

11/2	@ New York Jets (77,716) OT	L	16-19
11/9	@ Pittsburgh (56,669).....	L	0-37
11/16	Philadelphia (63,546) OT	T	10-10
11/23	Arizona (53,976).....	L	13-16
11/30	@ Cincinnati (63,712).....	L	27-29
12/7	Seattle (54,395).....	W	31-24
12/14	Tennessee (60,558).....	W	21-19
12/21	@ Cincinnati (50,917).....	L	14-16

ALL-TIME REGULAR SEASON RESULTS

1998: 6-10 (Points: 269-335) 4th AFC Central

9/6	Pittsburgh (68,847)	L	13-20
9/13	@ New York Jets (70,063)	W	24-10
9/20	@ Jacksonville (67,069)	L	10-24
9/27	Cincinnati (68,154)	W	31-24
10/11	Tennessee (68,561)	L	8-12
10/18	@ Pittsburgh (58,620)	L	6-16
10/25	@ Green Bay (59,860)	L	10-28
11/1	Jacksonville (68,915)	L	19-45

1999: 8-8 (Points: 324-277) 3rd AFC Central

9/12	@ St. Louis (62,100)	L	10-27
9/19	Pittsburgh (68,965)	L	20-23
9/26	Cleveland (68,803)	W	17-10
10/3	@ Atlanta (50,712) OT	W	19-13
10/10	@ Tennessee (65,486)	L	11-14
10/21	Kansas City (68,771) (Thurs.)	L	8-35
10/31	Buffalo (68,673)	L	10-13
11/7	@ Cleveland (72,898)	W	41-9

2000: 12-4 (Points: 333-165) 2nd AFC Central - *Wild Card*

9/3	@ Pittsburgh (55,049)	W	16-0
9/10	Jacksonville (68,843)	W	39-36
9/17	@ Miami (73,464)	L	6-19
9/24	Cincinnati (68,481)	W	37-0
10/1	@ Cleveland (73,018)	W	12-0
10/8	@ Jacksonville (65,194)	W	15-10
10/15	@ Washington (83,252)	L	3-10
10/22	Tennessee (69,200)	L	6-14

AFC WILD CARD PLAYOFF GAME

12/31/00 **Denver (69,638)W 21-3**

AFC DIVISIONAL PLAYOFF GAME

1/7/01 **@ Tennessee (68,527)W 24-10**

AFC CHAMPIONSHIP GAME

1/14/01 **@ Oakland (62,784)W 16-3**

SUPER BOWL XXXV (TAMPA, FL)

1/28/01 **@ NY Giants (71,921)W 34-7**

2001: 10-6 (Points: 303-265) 2nd AFC Central - *Wild Card*

9/9	Chicago (69,365)	W	17-6
9/23	@ Cincinnati (49,632)	L	10-21
9/30	@ Denver (75,082)	W	20-13
10/7	Tennessee (69,494)	W	26-7
10/14	@ Green Bay (59,866)	L	23-31
10/21	@ Cleveland (72,818)	L	14-24
10/28	Jacksonville (69,439)	W	18-17
11/4	@ Pittsburgh (62,906)	W	13-10

AFC WILD CARD PLAYOFF GAME

1/13/02 **@ Miami (72,251)W 20-3**

AFC DIVISIONAL PLAYOFF GAME

1/20/02 **@ Pittsburgh (63,976)L 10-27**

Coach: Ted Marchbroda Top Draft Choice: CB Duane Starks

11/8	Oakland (69,037)	W	13-10
11/15	@ San Diego (54,388)	L	13-14
11/22	@ Cincinnati (52,571)	W	20-13
11/29	Indianapolis (68,898)	W	38-31
12/6	@ Tennessee (31,124)	L	14-16
12/13	Minnesota (69,074)	L	28-38
12/20	@ Chicago (40,853)	L	3-24
12/27	Detroit (68,045)	W	19-10

Coach: Brian Billick Top Draft Choice: CB Chris McAlister

11/14	@ Jacksonville (67,391)	L	3-6
11/21	@ Cincinnati (43,279)	W	34-31
11/28	Jacksonville (68,428)	L	23-30
12/5	Tennessee (67,854)	W	41-14
12/12	@ Pittsburgh (46,715)	W	31-24
12/19	New Orleans (67,597)	W	31-8
12/26	Cincinnati (68,036)	W	22-0
1/2/00	@ New England (50,263)	L	3-20

Coach: Brian Billick Top Draft Choice: RB Jamal Lewis

10/29	Pittsburgh (69,405)	L	6-9
11/5	@ Cincinnati (54,759)	W	27-7
11/12	@ Tennessee (68,490)	W	24-23
11/19	Dallas (69,416)	W	27-0
11/26	Cleveland (68,361)	W	44-7
12/10	San Diego (68,805)	W	24-3
12/17	@ Arizona (37,452)	W	13-7
12/24	New York Jets (69,184)	W	34-20

Coach: Brian Billick Top Draft Choice: TE Todd Heap

11/12	@ Tennessee (68,798)	W	16-10
11/18	Cleveland (69,353)	L	17-27
11/25	@ Jacksonville (53,530)	W	24-21
12/2	Indianapolis (69,382)	W	39-27
12/16	Pittsburgh (69,506)	L	21-26
12/23	Cincinnati (68,987)	W	16-0
12/29	@ Tampa Bay (65,619)	L	10-22
1/7/02	Minnesota (69,465)	W	19-3

AFC WILD CARD PLAYOFF GAME

1/13/02 **@ Miami (72,251)W 20-3**

AFC DIVISIONAL PLAYOFF GAME

1/20/02 **@ Pittsburgh (63,976)L 10-27**

HISTORY

ALL-TIME REGULAR SEASON RESULTS

2002: 7-9 (Points: 316-354) 3rd AFC North

9/6 @	Carolina (70,386) L	7-10
9/15	Tampa Bay (69,304) L	0-23
9/30	Denver (69,538) W	34-23
10/6 @	Cleveland (73,688) W	26-21
10/13 @	Indianapolis (56,174) L	20-22
10/20	Jacksonville (69,173) W	17-10
10/27	Pittsburgh (69,638) L	18-31
11/3 @	Atlanta (68,532) L	17-20

2003: 10-6 (Points: 391-281) 1st AFC North - *Division Title*

9/7 @	Pittsburgh (63,157) L	15-34
9/14	Cleveland (69,473) W	33-13
9/21 @	San Diego (52,028) W	24-10
9/28	Kansas City (69,459) L	10-17
10/12 @	Arizona (24,193) W	26-18
10/19 @	Cincinnati (53,553) L	26-34
10/26	Denver (69,721) W	26-6
11/2	Jacksonville (69,486) W	24-17

Coach: Brian Billick Top Draft Choice: S Ed Reed

11/10	Cincinnati (69,024) W	38-27
11/17 @	Miami (73,013) L	7-26
11/24	Tennessee (69,365) W	13-12
12/1 @	Cincinnati (44,878) W	27-23
12/8	New Orleans (69,334) L	25-37
12/15 @	Houston (70,108) W	23-19
12/22	Cleveland (69,349) L	13-14
12/29 @	Pittsburgh (61,961) L	31-34

Coach: Brian Billick Top Draft Choice: LB Terrell Suggs

11/9 @	St. Louis (66,085) L	22-33
11/16 @	Miami (73,333) OT L	6-9
11.23	Seattle (69,477) OT W	44-41
11/30	San Francisco (69,549) W	44-6
12/7	Cincinnati (69,468) W	31-13
12/14 @	Oakland (45,398) L	12-20
12/21 @	Cleveland (72,548) W	35-0
12/28	Pittsburgh (70,001) OT W	13-10

AFC WILD CARD PLAYOFF GAME

1/3/04 Tennessee (69,452).....L 17-20

2004: 9-7 (Points: 317-268) 2nd AFC North

9/12 @	Cleveland (73,068) L	3-20
9/19	Pittsburgh (69,859) W	30-13
9/26 @	Cincinnati (65,575) W	23-9
10/4	Kansas City (69,827) L	24-27
10/10 @	Washington (90,287) W	17-10
10/24	Buffalo (69,809) W	20-6
10/31 @	Philadelphia (67,715) L	10-15
11/7	Cleveland (69,781) W	27-13

Coach: Brian Billick Top Draft Choice: DT Dwan Edwards (2)

11/14 @	New York Jets (77,826) OT W	20-17
11/21	Dallas (69,924) W	30-10
11/28 @	New England (68,756) L	3-24
12/5	Cincinnati (69,695) L	26-27
12/12	New York Giants (69,856) W	37-14
12/19 @	Indianapolis (57,240) L	10-20
12/26 @	Pittsburgh (64,227) L	7-20
1/2/05	Miami (69,843) W	30-23

2005: 6-10 (Points: 265-299) 3rd AFC North

9/11	Indianapolis (70,501) L	7-24
9/18 @	Tennessee (69,149) L	10-25
10/2	New York Jets (70,479) W	13-3
10/9 @	Detroit (61,201) L	17-35
10/16	Cleveland (70,196) W	16-3
10/23 @	Chicago (62,102) L	6-10
10/31 @	Pittsburgh (64,178) L	19-20
11/6	Cincinnati (70,540) L	9-21

Coach: Brian Billick Top Draft Choice: WR Mark Clayton

11/13 @	Jacksonville (66,107) L	3-30
11/20	Pittsburgh (70,601) OT W	16-13
11/27 @	Cincinnati (65,680) L	29-42
12/4	Houston (69,909) W	16-15
12/11 @	Denver (75,651) L	10-12
12/19	Green Bay (70,604) W	48-3
12/25	Minnesota (70,246) W	30-23
1/1/06 @	Cleveland (69,871) L	16-20

OVERTIME GAMES

DATE	OPPONENT/PLAY	TIME/RESULTS
10/27/96	STL M. Jackson 22 Pass	(0:10) ..W 37-31
11/24/96	Jax. Hollis 34 FG	(5:54) ...L 25-28
11/02/97	@ NYJ Hall 37 FG	(10:02) ..L 16-19
11/16/97	Phi. -	(0:00) ...T 10-10
10/03/99	@ Atl. Armour 54 Pass	(12:31) ..W 19-13

DATE	OPPONENT/PLAY	TIME/RESULTS
11/16/03	@ Mia. Mare 43 FG	(8:48)L 6-9
11/23/03	Sea. Stoer 42 FG	(6:32) ..W 44-41
12/28/03	Pit. Stoer 47 FG	(11:32) ..W 13-10
11/14/04	@ NYJ Stoer 42 FG	(7:35) ..W 20-17
11/20/05	Pit. Stoer 44 FG	(4:09) ..W 16-13

RECORD: 6-3-1

ALL-TIME RANKINGS

OFFENSE

Total Yards Per Game

2005 - 24th (293.3)
 2004 - 31st (273.4)
 2003 - 21st (308.1)
 2002 - 26th (289.9)
 2001 - 14th (320.3)
 2000 - 16th (313.4)
 1999 - 24th (298.6)
 1998 - 26th (281.1)
 1997 - 9th (330.7)
 1996 - 3rd (357.7)

Total Yards Per Play

2005 - 27th (4.4)
 2004 - 28th (4.4)
 2003 - 18th (5.1)
 2002 - 25th (4.9)
 2001 - 23rd (4.7)
 2000 - 21st (4.7)
 1999 - 24th (4.6)
 1998 - 19th (4.9)
 1997 - 12th (5.1)
1996 - 1st (5.6)

Rushing Yards/Game

2005 - 21st (100.3)
 2004 - 9th (128.9)
2003 - 1st (167.1)
 2002 - 16th (112.0)
 2001 - 11th (113.1)
 2000 - 5th (137.4)
 1999 - 16th (109.6)
 1998 - 20th (101.8)
 1997 - 22nd (99.3)
 1996 - 14th (109.1)

Rushing Average

2005 - 27th (3.6)
 2004 - 15th (4.2)
 2003 - 3rd (4.8)
 2002 - 14th (4.2)
 2001 - 25th (3.7)
 2000 - 8th (4.3)
 1999 - 10th (4.1)
 1998 - 15th (4.0)
 1997 - 19th (3.8)
 1996 - 7th (4.2)

Passing Yards/Game

2005 - 22nd (193.0)
 2004 - 31st (144.5)
 2003 - 32nd (140.9)
 2002 - 27th (177.9)
 2001 - 16th (207.1)
 2000 - 22nd (175.9)
 1999 - 25th (189.0)
 1998 - 25th (179.3)
 1997 - 5th (231.4)
 1996 - 2nd (248.6)

Passing Avg./Attempt

2005 - 27th (5.5)
 2004 - 31st (5.50)
 2003 - 27th (6.06)
 2002 - 25th (6.51)
 2001 - 20th (6.45)
 2000 - 24th (6.15)
 1999 - 28th (6.15)
 1998 - 21st (6.6)
 1997 - 11th (6.7)
 1996 - 4th (7.5)

Pct. Had Intercepted

2005 - 28th (3.7%)
 2004 - 6th (2.7%)
 2003 - 32nd (4.5%)
 2002 - 15th (2.9%)
 2001 - 18thT (3.9%)
 2000 - 21st (3.8%)
 1999 - 23rd (3.7%)
 1998 - 16th (3.1%)
 1997 - 13th (2.7%)
 1996 - 19th (3.5%)

Sacks Per Pass Play

2005 - 20th (.069)
 2004 - 19th (.070)
 2003 - 31st (.101)
 2002 - 26th (.086)
 2001 - 14th (.072)
 2000 - 21st (.085)
 1999 - 27th (.103)
 1998 - 19th (.085)
 1997 - 8th (.063)
 1996 - 14th (.067)

1st Downs Per Game

2005 - 19th (17.9)
 2004 - 30th (16.3)
 2003 - 27th (16.2)
 2002 - 27th (16.3)
 2001 - 8th (18.7)
 2000 - 18th (18.0)
 1999 - 27th (16.2)
 1998 - 30th (15.2)
 1997 - 17th (18.3)
 1996 - 2ndT (21.1)

3rd Down Efficiency

2005 - 16th (39.1%)
 2004 - 22nd (35.1%)
 2003 - 27th (31.9%)
 2002 - 24th (37.7%)
 2001 - 19th (35.7%)
 2000 - 11th (40.3%)
 1999 - 31st (28.4%)
 1998 - 28th (30.9%)
 1997 - 20th (36.1%)
 1996 - 3rd (43.8%)

4th Down Efficiency

2005 - 9th (57.9%)
 2004 - 30th (26.7%)
 2003 - 4th (63.6%)
 2002 - 15th (53.8%)
 2001 - 30th (23.1%)
 2000 - 31st (16.7%)
 1999 - 28th (27.3%)
 1998 - 18thT (40.0%)
 1997 - 7thT (57.1%)
 1996 - 25thT (40.0%)

Punt Return Average

2005 - 1st (11.1)
 2004 - 7th (10.3)
 2003 - 24th (7.7)
 2002 - 8th (11.8)
 2001 - 5th (11.7)
2000 - 1st (15.8)
 1999 - 24th (7.7)
 1998 - 5th (12.6)
 1997 - 2nd (13.4)
 1996 - 18th (9.4)

Kick Return Average

2005 - 22nd (21.5)
 2004 - 21st (20.7)
 2003 - 15th (21.4)
 2002 - 19th (21.1)
 2001 - 3rd (23.6)
 2000 - 12th (22.3)
 1999 - 19th (20.3)
 1998 - 4th (24.6)
 1997 - 27th (20.2)
 1996 - 26th (20.2)

Gross Punting Average

2005 - 16th (42.8)
 2004 - 22nd (40.6)
 2003 - 17th (40.8)
 2002 - 19th (40.5)
 2001 - 31st (38.0)
 2000 - 20th (40.2)
 1999 - 13th (41.9)
 1998 - 16th (42.9)
 1997 - 14th (42.7)
 1996 - 14th (43.2)

Net Punting Average

2005 - 24th (35.6)
 2004 - 23rd (34.6)
 2003 - 13th (34.7)
 2002 - 20th (33.7)
 2001 - 27th (33.6)
 2000 - 22nd (33.9)
 1999 - 12th (35.5)
 1998 - 4th (38.3)
 1997 - 10th (36.6)
 1996 - 7th (37.8)

Points Per Game

2005 - 25th (16.6)
 2004 - 20th (19.8)
 2003 - 8th (24.7)
 2002 - 23rd (19.7)
 2001 - 18th (19.9)
 2000 - 14th (20.8)
 1999 - 14th (20.3)
 1998 - 26th (16.8)
 1997 - 16th (20.4)
 1996 - 6th (23.2)

Field Goal Percentage

2005 - 9th (85.7%)
 2004 - 3rd (90.6%)
 2003 - 9th (85%)
 2002 - 10th (80.7%)
 2001 - 5th (85.7%)
 2000 - 4th (89.7%)
 1999 - 7th (84.8%)
 1998 - 21stT (75.0%)
 1997 - 19thT (76.5%)
 1996 - 22nd (76.0%)

ALL-TIME RANKINGS

DEFENSE

Yards Allowed Per Game

2005 - 5th (284.7)
 2004 - 6th (300.2)
 2003 - 3rd (281.0)
 2002 - 22nd (334.6)
 2001 - 2nd (277.9)
 2000 - 2nd (247.9)
 1999 - 2nd (263.9)
 1998 - 22nd (331.1)
 1997 - 25th (335.2)
 1996 - 30th (368.1)

Yards Allowed Per Play

2005 - 3rd (4.6)
 2004 - 5th (4.8)
2003 - 1st (4.4)
 2002 - 10th (5.1)
2001 - 1st (4.4)
 2000 - 2nd (4.3)
1999 - 1st (4.1)
 1998 - 18th (5.0)
 1997 - 18th (5.0)
 1996 - 29th (5.5)

Rushing Yards Per Game

2005 - 9th (99.4)
 2004 - T-8th (105.1)
 2003 - 6th (96.0)
 2002 - 13th (110.1)
 2001 - 4th (88.2)
2000 - 1st (60.6)
 1999 - 2nd (76.9)
 1998 - 16th (106.6)
 1997 - 10th (105.6)
 1996 - 23rd (120.0)

Rushing Avg.

2005 - 8th (3.7)
 2004 - 2nd (3.6)
 2003 - 3rd (3.4)
 2002 - 2nd (3.7)
 2001 - 3rd (3.4)
2000 - 1st (2.68)
 1999 - 2nd (3.14)
 1998 - 6th (3.60)
 1997 - 5th (3.60)
 1996 - 15th (3.78)

Passing Net Yards/Game

2005 - 8th (184.9)
 2004 - 10th (195.1)
 2003 - 4th (175.3)
 2002 - 26th (224.4)
 2001 - 8th (189.7)
 2000 - 8th (187.3)
 1999 - 6th (186.9)
 1998 - 24th (224.5)
 1997 - 28th (229.6)
 1996 - 30th (248.1)

Passing Avg./Attempt

2005 - 2nd (5.63)
 2004 - 9th (6.76)
2003 - 1st (5.28)
 2002 - 20th (6.67)
 2001 - 2nd (5.99)
 2000 - 7th (6.01)
1999 - 1st (5.4)
 1998 - 23rd (7.2)
 1997 - 23rd (7.1)
 1996 - 29th (7.7)

Pct. Intercepted By Ravens

2005 - 27th (2.1%)
 2004 - 3rd (4.2%)
 2003 - 4th (4.5%)
 2002 - 4th (4.36%)
 2001 - 21st (2.9%)
 2000 - 4th (4.4%)
 1999 - 14th (3.5%)
 1998 - 19th (3.2%)
 1997 - 14th (3.1%)
 1996 - 20th (2.8%)

Sacks Per Pass Play

2005 - 12th (.072)
 2004 - 11th (.072)
2003 - 1st (.088)
 2002 - 23rd (.057)
 2001 - 9th (.141)
 2000 - 22nd (.066)
 1999 - 9th (.082)
 1998 - 20th (.072)
 1997 - 18th (.076)
 1996 - 26th (.056)

First Downs Allowed

2005 - 10th (17.3)
 2004 - 6th (17.1)
 2003 - 3rd (15.5)
 2002 - 23rd (19.8)
 2001 - T-3rd (16.4)
 2000 - 2nd (13.5)
 1999 - T-5th (16.2)
 1998 - 17th (18.6)
 1997 - 23rd (19.1)
 1996 - 29th (21.9)

Third Down Eff.

2005 - 10th (36.1%)
 2004 - 8th (34.4%)
 2003 - 2nd (29.4%)
 2002 - 21st (40.3%)
 2001 - 3rd (30.8%)
 2000 - 5th (34.1%)
 1999 - 12th (34.1%)
 1998 - 22nd (39.2%)
 1997 - 23rd (40.3%)
 1996 - 30th (48.2%)

Fourth Down Eff.

2005 - T-5th (33.3%)
 2004 - 2nd (25%)
 2003 - 3rd (29.4%)
 2002 - 29th (71.4%)
 2001 - T-11th (40.0%)
 2000 - 4th (21.1%)
 1999 - 19th (46.7%)
 1998 - 8th (36.4%)
 1997 - T-17th (50%)
 1996 - 18th (53.8%)

Punt Return Avg.

2005 - 22nd (8.7)
 2004 - 14th (7.8)
 2003 - 10th (8.4)
 2002 - 24th (11.8)
 2001 - 3rd (5.5)
 2000 - 13th (9.3)
 1999 - 25th (10.9)
 1998 - 4th (7.1)
 1997 - 11th (8.7)
 1996 - 16th (10.1)

Kick Return Avg.

2005 - 16th (21.8)
 2004 - 27th (23.2)
 2003 - 16th (21.4)
 2002 - 25th (22.6)
 2001 - 19th (21.8)
 2000 - 10th (21.3)
 1999 - 16th (21.1)
 1998 - 10th (20.5)
 1997 - 20th (22.8)
 1996 - 4th (20.0)

Gross Punting Avg.

2005 - 7th (40.5)
 2004 - 3rd (40.1)
 2003 - 9th (40.1)
 2002 - 14th (42.5)
 2001 - 14th (41.6)
 2000 - 31st (44.5)
 1999 - 21st (42.9)
 1998 - 10th (42.5)
 1997 - 25th (44.0)
 1996 - 13th (42.4)

Net Punting Avg.

2005 - 1st (33.0)
 2004 - 3rd (33.1)
 2003 - 15th (34.7)
 2002 - 15th (37.3)
 2001 - 3rd (33.6)
 2000 - 3rd (33.1)
 1999 - 27th (36.9)
1998 - 1st (33.6)
 1997 - 10th (35.5)
 1996 - 16th (35.6)

Points Allowed/Game

2005 - 10th (18.7)
 2004 - 6th (16.8)
 2003 - 6th (17.6)
 2002 - 19th (22.1)
 2001 - 4th (16.6)
2000 - 1st (10.3)
 1999 - 6th (17.3)
 1998 - 16th (20.9)
 1997 - 18th (21.6)
 1996 - 28th (27.6)

Field Goal Pct.

2005 - 31st (93.5)
 2004 - 17th (83.9)
 2003 - 30th (90.3)
 2002 - T-29th (87.9)
 2001 - 2nd (57.6)
 2000 - 9th (83.3)
 1999 - T-11th (76.0)
 1998 - T-25th (86.7)
 1997 - 6th (70.6)
 1996 - 27th (90.3)

ALL-TIME 1ST DOWNS

2005 SEASON TOTALS

286 Total: 97 Rush; 163 Pass; 26 Penalty

Player	Total	Rush	Pass	3rd D
Lewis, J.	55	48	7	12
Mason	52	0	52	19
Heap	42	0	42	16
Taylor	42	29	13	15
Clayton	25	2	23	11
Hynes	9	0	9	8
Wright	9	9	0	5
Boller	7	7	0	3
Wilcox	6	0	6	2
Dinkins	4	0	4	1
Moore	3	0	3	0
Johnson, P.	2	0	2	2
Stewart	2	2	0	1
Green	1	0	1	0
Ricard	1	0	1	0
Totals	260	97	163	95

2002 SEASON TOTALS

261 Total: 90 Rush; 145 Pass; 26 Penalty

Player	Total	Rush	Pass	3rd D
Lewis, J.	77	63	14	19
Taylor, T.	45	4	41	19
Heap	44	2	42	18
Stokley	17	1	16	8
Taylor, C.	12	4	8	7
Blake	9	9	0	5
Johnson	7	0	7	2
Ricard	8	5	3	0
Hynes	5	0	5	1
Jones, T.	5	0	5	0
Jones, J.	3	0	3	0
Redman	2	2	0	2
Hunter, J.	1	0	1	0
Totals	235	90	145	81

1999 SEASON TOTALS

259 Total: 87 Rush; 148 Pass; 24 Penalty

Player	Total	Rush	Pass	3rd D
Ismail	50	1	49	12
Rhett	46	39	7	5
Armour	29	0	29	12
Holmes	26	20	6	2
Johnson, P.	20	1	19	7
Evans	18	6	12	5
Lewis	14	1	13	10
Case	11	11	0	2
Banks	7	7	0	3
Davis	4	0	4	3
Pierce	4	0	4	2
Collins	2	0	2	0
DeLong	2	0	2	1
Ogden	1	1	0	1
Stokley	1	0	1	0
Totals	235	87	148	65

1996 SEASON TOTALS

338 Total: 108 Rush; 208 Pass; 22 Penalty

Player	Total	Rush	Pass	3rd D
Jackson	58	0	58	13
Morris	58	47	11	11
Alexander	51	1	50	14
Byner	44	35	9	7
Turner, F.	27	1	26	12
Kinchen	26	0	26	11
Testaverde	13	13	0	8
Green	9	0	9	2
Hoard	7	7	0	3
Williams, C.	7	0	7	2
Lewis, J.	5	0	5	2
Gardner	4	4	0	1
Ethridge	2	0	2	2
Arvie	1	0	1	0
Bishop	1	0	1	0
Hunter	1	0	1	0
Jones, J.	1	0	1	0
Ogden	1	0	1	0
Totals	316	108	208	88

2004 SEASON TOTALS

260 Total: 103 Rush; 135 Pass; 22 Penalty

Player	Total	Rush	Pass	3rd D
Lewis, J.	52	47	5	7
Taylor, C.	45	35	10	9
Taylor, T.	21	0	21	6
Johnson	19	0	19	13
Moore	18	0	18	9
Heap	17	0	17	6
Hynes	17	0	17	9
Wilcox	12	0	12	5
Boller	10	10	0	7
Jones	7	0	7	0
Ricard	6	3	3	5
Smith	5	4	1	3
Dinkins	5	0	5	1
Sams	2	2	0	1
White	2	2	0	0
Totals	238	103	135	81

2001 SEASON TOTALS

299 Total: 92 Rush; 180 Pass; 27 Penalty

Player	Total	Rush	Pass	3rd D
Ismail	50	0	50	19
Sharpe	43	0	43	13
Allen	33	32	1	5
Brookins	33	31	2	4
Taylor	30	3	27	9
Williams	22	9	13	11
Ayanbadejo	18	11	7	6
Stokley	17	0	17	6
Heap	10	0	10	2
Johnson	4	0	4	3
Lewis, Je.	4	1	3	2
Cunningham	3	3	0	1
Gash	2	0	2	0
Grbac	2	2	0	1
Jones	1	0	1	0
Totals	272	92	180	82

1998 SEASON TOTALS

243 Total: 86 Rush; 140 Pass; 17 Penalty

Player	Total	Rush	Pass	3rd D
Holmes	62	52	10	14
Lewis, J.	30	2	28	7
Jackson	26	0	26	10
Turner	26	0	26	6
Green	21	0	21	8
Potts	14	10	4	4
Harbaugh	11	11	0	6
Johnson	8	0	8	3
Graham	7	5	2	2
Rhett	7	5	2	1
Roe	6	0	6	0
Kinchen	4	0	4	1
Yarborough	1	0	1	1
Zeier	1	1	0	1
Totals	224	86	140	64

2003 SEASON TOTALS

259 Total: 115 Rush; 121 Pass; 23 Penalty

Player	Total	Rush	Pass	3rd D
Lewis, J.	93	83	10	11
Heap	32	0	32	10
Taylor, T.	25	2	23	13
Robinson	23	0	23	11
Taylor, C.	19	12	7	12
Jones, T.	10	0	10	2
Ricard	10	6	4	4
Sanders	10	0	10	4
Boller	5	5	0	2
Wright	5	5	0	2
Smith, M.	2	2	0	0
Johnson, R.	1	0	1	1
Ogden, J.	1	0	1	0
Totals	236	115	121	72

2000 SEASON TOTALS


288 Total: 116 Rush; 156 Pass; 16 Penalty

Player	Total	Rush	Pass	3rd D
Lewis, Ja.	71	61	10	14
Holmes	49	38	11	12
Ismail	38	0	38	18
Sharpe	36	0	36	14
Taylor	18	1	17	11
Ayanbadejo	13	4	9	1
Lewis, Je.	13	2	11	10
Stokley	11	1	10	9
Johnson	8	1	7	2
Dilfer	5	5	0	3
Banks	3	3	0	1
Coates	3	0	3	0
Davis	3	0	3	0
Gash	1	0	1	0
Totals	272	116	156	95

1997 SEASON TOTALS

292 Total: 99 Rush; 176 Pass; 17 Penalty

Player	Total	Rush	Pass	3rd D
Morris	51	43	8	13
Jackson	45	0	45	13
Alexander	39	0	39	8
Green	30	0	30	11
Lewis, J.	30	1	29	12
Byner	26	18	8	9
Graham	24	23	1	5
Testaverde	12	12	0	6
Yarborough	7	0	7	3
Roe	5	0	5	2
Kinchen	4	0	4	0
Cotton	1	1	0	0
Montgomery	1	0	1	0
Totals	275	99	176	82



One of the Ravens' top dutch performers, TE Todd Heap, picked up 42 1st downs in 2005, 16 of which came on 3rd-down conversions.

HISTORY

ALL-TIME DEFENSIVE TDS (1996-2005)

1996...

- LB Mike Caldwell 45 INT return; 11/24 vs. Jax.

1997...

- CB Antonio Langham 40 INT return; 11/30 @ Jax.

1998...

- S Rod Woodson 60 INT return; 9/13 @ NYJ
- S Rod Woodson 18 INT return; 11/8 vs. Oak.

1999...

- S Rod Woodson 66 INT return; 11/7 @ Cle.
- CB Duane Starks 43 INT return; 11/21 @ Cin.
- S Rod Woodson 47 INT return; 12/5 vs. Ten.
- S Corey Harris 24 INT return; 12/19 vs. NO

2000...

- CB Chris McAlister 98 INT return; 12/24 vs. NYJ

2000 POSTSEASON...

- LB Ray Lewis 50 INT return; 1/7/01 @ Ten.
- CB Duane Starks 49 INT return; 1/28/01 vs. NYG

2001...

- S Rod Woodson 47 INT return; 12/2 vs. Ind.
- LB Jamie Sharper 8 FR; 1/7/02 vs. Min.

2001 POSTSEASON...

- 0

2002...

- LB Adalius Thomas 25 INT return; 11/10 vs. Cin.
- S Chad Williams 98 INT return; 12/1 @ Cle.

2003...

- S Ed Reed 54 INT return; 9/14 vs. Cle.
- CB Chris McAlister 83 INT return; 10/12 vs. Ari.
- LB Ray Lewis 29 INT return; 11/7 vs. SF
- S Chad Williams 52 INT return; 12/21 @ Cle.

2003 POSTSEASON...

- S Will Demps 56 INT return; 1/3/04 vs. Ten.

2004...*

- CB Chris McAlister 51 INT return; 9/19 vs. Pit.
- S Ed Reed 22 FR; 10/10 @ Was.
- S Deion Sanders 48 INT return; 10/2 vs. Buf.
- S Ed Reed 106 INT return; 11/7 vs. Cle.
- S Chad Williams 44 INT return; 11/21 vs. Dal.
- CB Chris McAlister 64 FR; 12/5 vs. Cin.
- DT Jarret Johnson 6 INT return; 1/2/05 vs. Mia.

*Ravens led NFL with 7 Defensive TDs

2005...**

- LB Adalius Thomas 20 INT return; 12/4 vs. Hou.
- LB Adalius Thomas 35 FR; 12/19 vs. GB
- LB Adalius Thomas 9 FR; 1/1/06 @ Cle.

**Franchise Record with 3 Defensive TDs by 1 player in a season

ALL-TIME OFFENSIVE RANKINGS (1996-2005)

1996...

#PL	1st	RU	RK	PS	RK	T	RK	PTS
1024	338	1745	14	3978	2	5723	3	371

1997...

#PL	1st	RU	RK	PS	RK	T	RK	PTS
1043	292	1589	22	3702	5	5291	9	326

1998...

#PL	1st	RU	RK	PS	RK	T	RK	PTS
926	243	1629	20	2869	25	4498	26	269

1999...

#PL	1st	RU	RK	PS	RK	T	RK	PTS
1033	259	1754	16	3024	25	4778	24	324

2000...

#PL	1st	RU	RK	PS	RK	T	RK	PTS
1058	288	2199	5	2815	22	5014	16	333

2001...

#PL	1st	RU	RK	PS	RK	T	RK	PTS
1080	299	1810	11	3314	16	5124	14	303

2002...

#PL	1st	RU	RK	PS	RK	T	RK	PTS
947	261	1792	16	2847	27	4639	26	316

2003...

#PL	1st	RU	RK	PS	RK	T	RK	PTS
1009	259	2674	1	2255	32	4929	21	391

2004...

#PL	1st	RU	RK	PS	RK	T	RK	PTS
991	260	2063	9	2312	31	4375	31	317

2005...

#PL	1st	RU	RK	PS	RK	T	RK	PTS
1056	286	1605	21	3088	22	4693	24	265

ALL-TIME DEFENSIVE RANKINGS (1996-2005)

1996...

#PL	1st	RU	RK	PS	RK	T	RK	PTS
1075	351	1920	23	3969	30	5889	30	441

1997...

#PL	1st	RU	RK	PS	RK	T	RK	PTS
1068	306	1690	10	3673	28	5363	25	345

1998...

#PL	1st	RU	RK	PS	RK	T	RK	PTS
1050	298	1705	16	3592	24	5297	22	335

1999...

#PL	1st	RU	RK	PS	RK	T	RK	PTS
1040	260	1231	2	2991	6	4222	2	277

2000...

#PL	1st	RU	RK	PS	RK	T	RK	PTS
924	216	970	1	2997	8	3967	2	165

2001...

#PL	1st	RU	RK	PS	RK	T	RK	PTS
1010	262	1411	4	3035	8	4446	2	265

2002...

#PL	1st	RU	RK	PS	RK	T	RK	PTS
1077	316	1762	13	3591	26	5353	22	354

2003...

#PL	1st	RU	RK	PS	RK	T	RK	PTS
1026	248	1536	6	2805	4	4341	3	281

2004...

#PL	1st	RU	RK	PS	RK	T	RK	PTS
1009	273	1681	T-8	3122	10	4803	6	268

2005...

#PL	1st	RU	RK	PS	RK	T	RK	PTS
998	277	1591	9	2964	8	4555	5	299

#PL = No. of Plays ♦ 1st = 1st Downs ♦ RU = Rush Yds
RK = Rank ♦ PS = Pass Yds ♦ T = Total ♦ PTS = Points

THE LAST TIME

Overtime Game Won

- By Ravens —11/20/05 vs. Pit. (16-13 OT)
- By Opponents —11/16/03 at Mia. (6-9 OT)

Overtime Game Tied

- 11/16/97 vs. Phi. (10-10 T)

Shutout

- By Ravens —12/21/03 at Cle. (35-0)
- By Opponents —9/15/02 vs. TB (0-25)

Safety Scored

- By Ravens —Michael McCrary 12/24/00 vs. NYJ
- By Opponents —Rob Reynolds 9/18/05 at Ten. (Reynolds tackled S Will Demps in end zone.)

PAT (1-point) Unsuccessful

- By Ravens —**Matt Stover 10/27/96 vs. STL (wide right)**
- By Opponents —Jason Elam 12/11/05 at Den. (kick hit upright)

Punt Returned for a Touchdown

- By Ravens —**B.J. Sams (78 yards) 10/10/04 at Was.**
—**Jermaine Lewis (88 yards) 1/20/02 at Pit. - DP**
- By Opponents —Dennis Northcutt (62 yards) 1/1/06 at Cle.

KOR for a Touchdown

- By Ravens —Patrick Johnson (97 yards) 12/13/98 vs. Min.
—**Jermaine Lewis (84 yards) 1/28/01 at NYG - SB XXXV**
- By Opponents —Wes Welker (95 yards) 1/2/05 vs. Mia.
—**Ron Dixon (97 yards) 1/28/01 at NYG - SB XXXV**

Intercepted Pass Returned for a Touchdown

- By Ravens —**Adalius Thomas (20 yards) 12/4/05 vs. Hou.**
—**Will Demps (56 yards) 1/3/04 vs. Ten. - WC**
- By Opponents —Mike Peterson (26 yards) 11/13/05 at Jax.

Fumble Returned for a Touchdown

- By Ravens —**Adalius Thomas (9 yards) 1/1/06 at Cle.**
- By Opponents —Jarvis Green (recovered in end zone) 11/28/04 at NE

Blocked Field Goal

- By Ravens —Keith Washington 12/26/99 vs. Cin. (Pelfrey 20-yard att.)
—**Keith Washington 1/7/01 at Ten. (Del Greco 27-yard att.) - WC**
- By Opponents —Larry Tripplett 12/19/04 at Ind. (Stover 31-yard att.)

Blocked Field Goal Returned for a Touchdown

- By Ravens —**Chris McAlister on a missed FG (107 yards) 9/30/02 vs. Den. (NFL's 2nd LG play)**
—**Anthony Mitchell (90 yards) 1/7/01 at Ten. - DP**
- By Opponents —0

Blocked Punt

- By Ravens —**Ed Reed (16 yards) 11/23/03 vs. Sea. (Tom Rouen punt)**
- By Opponents —Rob Reynolds 9/18/05 at Ten. (Dave Zastudil punt)
—**Chris Coleman at Ten. 1/7/01 (Kyle Richardson punt) - Wild Card**

Blocked Punt Returned for a Touchdown

- By Ravens —**Ed Reed (16 yards) 11/23/03 vs. Sea.**
- By Opponents —Alvis Whitted (24 yards) 11/1/98 vs. Jax.

100-Yards Rushing

- By Ravens —**Jamal Lewis (105 yards) 12/19/05 vs. GB**
—**Terry Allen (106 yards) 1/13/02 at Mia. - Wild Card**
- By Opponents —Domanick Davis (155 yards) 12/4/05 vs. Hou.

3 Touchdowns Rushing

- By Ravens —**Jamal Lewis 12/7/03 vs. Cin.**
- By Opponents —Deuce McAllister 12/8/02 vs. NO

100 Yards Receiving

- By Ravens —**Derrick Mason (103 yards) 12/25/05 vs. Min.**
- By Opponents —Antonio Bryant (123 yards) 1/1/06 at Cle.

200 Yards Receiving

- By Ravens —Qadry Ismail (258 yards) 12/12/99 at Pit.
- By Opponents —Jimmy Smith (291 yards) 9/10/00 vs. Jax.

3 Touchdowns Receiving

- By Ravens —Qadry Ismail (258 yards) 12/12/99 at Pit.
- By Opponents —Jimmy Smith (291 yards) 9/10/00 vs. Jax.

400 Yards Passing

- By Ravens —Vinny Testaverde (with Ravens) (429) 10/27/96 vs. STL - OT
- By Opponents —Vinny Testaverde (with Jets) (481) 12/24/00 vs. NYJ

4 Touchdowns Passing

- By Ravens —**Kyle Boller 12/12/04 vs. NYG**
- By Opponents —Drew Bledsoe 10/6/96 vs. NE

5 Touchdowns Passing

- By Ravens —0
- By Opponents —Matt Hasselbeck 11/23/03 vs. Sea.

*Postseason in Red

RAVENS BIGGEST DAYS

RUSHING

(ALL 100+ YARD GAMES)

- 295* **Jamal Lewis vs. Cle., 9/14/03 (30 car.)**
 227 Priest Holmes @ Cin., 11/22/98 (36 car.)
 205 **Jamal Lewis @ Cle., 12/21/03 (27 car.)**
 187 **Jamal Lewis @ Cle., 10/6/02 (26 car.)**
 187 **Jamal Lewis vs. Dal., 11/19/00 (28 car.)**
 186 **Jamal Lewis @ Cin., 9/26/04 (18 car.)**
 180 **Jamal Lewis vs. Cin., 12/7/03 (30 car.)**
 176 Bam Morris @ Was., 10/26/97 (36 car.)
 173 Priest Holmes vs. Cin., 9/27/98 (27 car.)
 170 **Jamal Lewis vs. Cle., 11/26/00 (30 car.)**
 167 **Jamal Lewis vs. Mia., 1/2/05 (34 car.)**
 154 Jay Graham vs. Phi., 11/16/97 (35 carries)
 149 Earnest Byner vs. NO, 9/29/96 (24 car.)
 139 Chester Taylor vs. Cin., 12/5/04 (23 car.)
 136 Errict Rhett @ Atl., 10/3/99 (27 car.)
 135 **Jamal Lewis vs. Cin., 11/10/02 (21 car.)**
 134 **Jamal Lewis vs. Den., 10/26/03 (32 car.)**
 133 Terry Allen vs. Min., 1/7/02 (23 car.)
 132 **Jamal Lewis @ SD, 9/21/03 (23 car.)**
 132 Priest Holmes vs. Det., 12/27/98 (28 car.)
 131 **Jamal Lewis @ Ari., 10/12/03 (21 car.)**
 130 **Jamal Lewis @ Ind., 12/19/04 (20 car.)**
 130 Priest Holmes @ Pit., 12/12/99 (18 car.)
 130 Bam Morris @ NYJ, 11/2/97 (31 car.)
 126 **Jamal Lewis @ Ari., 12/17/00 (29 car.)**
 125 **Jamal Lewis @ Oak., 12/14/03 (24 car.)**
 121 **Jamal Lewis @ Cin., 12/1/02 (22 car.)**
 119 **Jamal Lewis vs. Jax., 10/20/02 (28 car.)**
 119 Priest Holmes @ Pit., 9/3/00 (25 car.)
 117 **Jamal Lewis vs. Sea., 11/23/03 (26 car.)**
 117 Errict Rhett @ Cle., 11/7/99 (17 car.)
 117 Bam Morris @ Cin., 12/8/96 (21 car.)
 116 **Jamal Lewis @ Was., 10/10/04 (28 car.)**
 116 **Jamal Lewis vs. Cin., 9/24/00 (25 car.)**
 115 **Jamal Lewis vs. KC, 9/28/03 (26 car.)**
 114 **Jamal Lewis vs. Pit., 12/28/03 (27 car.)**
 113 **Jamal Lewis @ Cin., 11/27/05 (23 car.)**
 113 Errict Rhett vs. Cle., 9/26/99 (22 car.)
 111 **Jamal Lewis @ STL, 11/9/03 (27 car.)**
 111 Moe Williams vs. Ind., 12/2/01 (24 car.)
 110 **Jamal Lewis vs. Den., 12/31/00 (30 car.) WC**
 109 **Terry Allen @ Mia. 1/13/02 (25 car.) WC**
 109 **Jamal Lewis @ Cin., 11/5/00 (22 car.)**
 109 Bam Morris @ Jax., 11/10/96 (26 car.)
 108 Terry Allen vs. Ten., 10/7/01 (22 car.)
 105 **Jamal Lewis vs. GB, 12/19/05 (22 car.)**
 104 Chester Taylor vs. NYG 12/12/04 (25 car.)
 103 Priest Holmes vs. Ind., 11/29/98 (22 car.)
 102 **Jamal Lewis @ NYG, 1/28/01 (27 car.)**
Super Bowl XXXV
 101 **Jamal Lewis @ Cin., 10/19/03 (19 car.)**
 101 Errict Rhett vs. Pit., 9/19/99 (22 car.)
 100 **Jamal Lewis vs. Cle., 12/22/02 (21 car.)**
 100 Priest Holmes vs. Ten., 12/5/99 (9 car.)
 100 Bam Morris vs. Pit., 12/1/96 (21 car.)

PASSING

(ALL 300+-YARD GAMES)

- 429 Vinny Testaverde vs. STL, 10/27/96 (31 of 51)
 366 Vinny Testaverde vs. Jax., 11/24/96 (31 of 50)
 353 Vinny Testaverde vs. NE, 10/6/96 (29 of 45)
 349 Eric Zeier @ Cin., 12/21/97 (28 of 41)
 338 Vinny Testaverde @ Den., 10/20/96 (27 of 45)
 332 Tony Banks vs. Ten., 12/5/99 (18 of 31)
 331 Vinny Testaverde vs. Mia., 10/19/97 (32 of 47)
 326 Elvis Grbac @ Cin., 9/23/01 (33 of 63)
 322 Vinny Testaverde vs. Jax., 8/31/97 (24 of 41)
 318 Vinny Testaverde @ Ten., 9/21/97 (23 of 37)
 316 Jeff Blake vs. NO, 12/8/02 (18 of 39)
 307 V. Testaverde vs. Hou., 12/22/96 (23 of 32)
 302 **Kyle Boller @ Cin., 10/19/03 (15 of 27)**
 302 Eric Zeier vs. Sea., 12/7/97 (17 of 28)

RECEIVING

(ALL 100+ YARD GAMES)

- 258 Qadry Ismail @ Pit., 12/12/99 (6 rec.)
 198 Derrick Alexander vs. Pit., 12/1/96 (7 rec.)
 150 Derrick Alexander vs. Sea., 12/7/97 (6 rec.)
 150 Michael Jackson vs. Jax., 11/24/96 (9 rec.)
 147 Floyd Turner vs. Min., 12/13/98 (10 rec.)
 146 **Todd Heap @ Pit., 12/29/02 (7 rec.)**
 143 Michael Jackson vs. Jax., 8/31/97 (8 rec.)
 138 Travis Taylor @ Cin., 10/19/03 (4 rec.)
 131 Marcus Robinson vs. Sea., 11/23/03 (7 rec.)
 129 **Todd Heap @ Cin., 10/19/03 (7 rec.)**
 129 Qadry Ismail @ Ten., 11/12/01 (8 rec.)
 128 Michael Jackson vs. NE, 10/6/96 (8 rec.)
 127 Travis Taylor @ Atl., 11/3/02 (4 rec.)
 126 Derrick Alexander @ Den., 10/20/96 (6 rec.)
 124 Jermaine Lewis @ Ten., 9/21/97 (8 rec.)
 123 Derrick Alexander vs. NE, 10/6/96 (6 rec.)
 122 Jermaine Lewis vs. Cin., 9/27/98 (4 rec.)
 117 Jermaine Lewis @ Jax., 9/20/98 (4 rec.)
 117 Michael Jackson vs. Hou., 12/22/96 (5 rec.)
 115 Qadry Ismail vs. NO, 12/19/99 (7 rec.)
 114 Patrick Johnson @ NE, 1/2/00 (9 rec.)
 113 Qadry Ismail vs. Ten., 12/5/99 (5 rec.)
 113 Michael Jackson vs. STL, 10/27/96 (7 rec.)
 111 Derrick Alexander @ Cin., 12/21/97 (5 rec.)
 110 **Todd Heap vs. GB, 12/19/05 (9 rec.)**
 108 **Jamal Lewis vs. NO, 12/8/02 (4 rec.)**
 108 Floyd Turner @ Ten., 12/6/98 (4 rec.)
 108 Floyd Turner vs. STL, 10/27/96 (6 rec.)
 105 **Mark Clayton @ Den., 12/11/05 (7 rec.)**
 105 Jermaine Lewis vs. Mia., 10/19/97 (6 rec.)
 104 Shannon Sharpe vs. Ten., 10/22/00 (8 rec.)
 104 Derrick Alexander vs. Cin., 9/7/97 (8 rec.)
 104 Floyd Turner vs. Cin., 11/3/96 (6 rec.)
 103 **Derrick Mason vs. Min., 12/25/05 (9 rec.)**
 102 Marcus Robinson vs. Pit., 12/28/03 (6 rec.)
 102 Qadry Ismail @ Pit., 9/3/00 (7 rec.)
 101 Shannon Sharpe vs. Dal., 11/19/00 (5 rec.)

POSTSEASON IN RED

SB XXXV IN GOLD

* = NFL RECORD

CURRENT RAVENS BOLD

RAVENS LONGEST PLAYS

LONGEST RUSH FROM SCRIMMAGE

- 82t **Jamal Lewis vs. Cle., 9/14/03**
 75t **Jamal Lewis @ Cin., 9/26/04**
 75 **Jamal Lewis @ Cle., 10/6/02**
 72t **Jamal Lewis @ Cle., 12/21/03**
 72 Priest Holmes vs. Ten., 12/5/99
 64t Priest Holmes @ Pit., 12/12/99
 63t **Jamal Lewis vs. Cle., 9/14/03**
 56 Priest Holmes @ Cin., 11/22/98
 55 Moe Williams vs. Ind., 12/2/01
 52 **Jamal Lewis @ Ari., 9/14/03**
 52t Errict Rhett @ Cle., 11/7/99
 52 Chester Taylor vs. Cle., 10/16/05
 48 **Jamal Lewis vs. Cle., 9/14/03**
 47 **Jamal Lewis @ Ind., 12/19/04**
 47 Chester Taylor vs. Cin., 12/5/04
 47 Priest Holmes vs. Cin., 9/27/98
 46 Errict Rhett @ NYJ, 9/13/98
 45 **Jamal Lewis @ Mia., 9/17/00**
 42 Earnest Byner vs. NO, 9/29/96
 38 Priest Holmes @ Cin., 11/22/98
 36t Priest Holmes vs. Ind., 11/29/98
 36t **Jamal Lewis vs. Cle., 11/26/00**

LONGEST PASS PLAYS/SCRIMMAGE

- 96t **Trent Dilfer to Shannon Sharpe @ Oak., 1/14/01 - A**
 92 Eric Zeier to Derrick Alexander vs. Sea., 12/7/97
 86t Vinny Testaverde to Michael Jackson vs. Hou., 12/22/96
 83t Eric Zeier to Derrick Alexander @ Cin., 12/21/97
 77t Jeff Blake to **Jamal Lewis** vs. NO, 12/8/02
 77t Elvis Grbac to Qadry Ismail vs. Ten., 10/7/01
 76t Tony Banks to Qadry Ismail @ Pit., 12/12/99
 76t Tony Banks to Patrick Johnson vs. Ten., 12/5/99
 73t **Kyle Boller** to Travis Taylor @ Cin., 10/19/03
 73 Tony Banks to Billy Davis @ Cin., 11/21/99
 73t Eric Zeier to Jermaine Lewis vs. Cin., 9/27/98
 66t Jim Harbaugh to Floyd Turner @ Ten., 12/6/98
 65t V. Testaverde to Michael Jackson @ SF, 11/17/96
 64 Anthony Wright to Travis Taylor vs. Cin., 12/7/03
 64 Tony Banks to Patrick Johnson vs. Cin., 12/26/99
 64 Eric Zeier to Jermaine Lewis vs. Pit., 9/6/98
 64t V. Testaverde to Derrick Alexander vs. NO, 9/29/96
 63 Elvis Grbac to Travis Taylor @ Den., 9/30/01
 59t Trent Dilfer to Shannon Sharpe vs. Dal., 11/19/00

- 59t Tony Banks to Qadry Ismail @ Pit., 12/12/99
 58t **Trent Dilfer to Shannon Sharpe vs. Den., 12/31/00 - WC**
 58t Jim Harbaugh to Jermaine Lewis @ SD, 11/15/98
 57t **Kyle Boller** to Randy Hymes vs. KC, 10/4/04
 57t Elvis Grbac to Qadry Ismail @ Ten., 11/12/01
 56 **Trent Dilfer to Shannon Sharpe @ Ten., 1/7/01 - DP**
 56t Eric Zeier to Jermaine Lewis @ Jax., 9/20/98
 56 Jim Harbaugh to Eric Green @ Jax., 9/20/98
 54t Qadry Ismail from Tony Banks @ Pit., 12/12/99
 54 Qadry Ismail from Tony Banks vs. Ten., 12/5/99
 54t Stoney Case to Justin Armour @ Atl., 10/3/99
 54t Vinny Testaverde to Michael Jackson vs. Jax., 8/31/97
 53t Tony Banks to Qadry Ismail @ Pit., 9/3/00
 53 Jim Harbaugh to Jermaine Lewis vs. Ind., 11/29/98
 53 Jim Harbaugh to Michael Jackson @ GB, 10/25/98
 53 Vinny Testaverde to Derrick Alexander vs. Pit., 12/1/96
 52 **Kyle Boller to Clarence Moore @ Phi., 10/31/04**
 52t Vinny Testaverde to Bam Morris @ Jax., 11/10/96
 52t Stoney Case to Patrick Johnson @ Atl., 10/3/99

LONGEST PUNT RETURNS

- 95t Lamont Brightfowl vs. Cin., 11/10/02
 88t **Jermaine Lewis @ Pit., 1/20/02 - WC**
 89t Jermaine Lewis vs. NYJ, 12/24/00
 89t Jermaine Lewis vs. Sea., 12/7/97
 87t Jermaine Lewis vs. Cin., 9/27/98
 78t **B.J. Sams @ Was., 10/10/04**
 69t Jermaine Lewis @ NYJ, 9/13/98
 66t Jermaine Lewis vs. Sea., 12/7/97
 63 **B.J. Sams @ Cin., 9/26/04**
 62 Jermaine Lewis vs. Pit., 12/16/01
 58t **B.J. Sams vs. KC, 10/4/04**
 54t Jermaine Lewis vs. NYJ, 12/24/00
 51 **B.J. Sams vs. Cle., 10/16/05**
 49 **B.J. Sams vs. G.B., 12/19/05**
 47 Duane Starks vs. Cle., 11/26/00
 46 Jermaine Lewis vs. Pit., 12/1/96

POSTSEASON IN RED
SB XXXV IN GOLD
 * = **NFL RECORD**
CURRENT RAVENS BOLD

RAVENS LONGEST PLAYS CONT'D

LONGEST PUNTS

- 67 Dave Zastudil vs. KC, 9/28/03
- 67 Kyle Richardson vs. Det., 12/27/98
- 67 Greg Montgomery vs. NO, 9/29/96
- 65 Kyle Richardson @ Den., 9/30/01
- 65 Kyle Richardson @ Ten., 12/6/98
- 64 Greg Montgomery @ Pit., 9/8/96
- 64 Kyle Richardson @ NYJ, 9/13/98
- 64 Kyle Richardson vs. Ten., 10/11/98
- 63 Kyle Richardson @ NE, 1/2/00
- 63 Kyle Richardson @ STL, 9/12/99
- 63 Kyle Richardson vs. Oak., 11/8/98
- 61 Dave Zastudil @ Phi., 10/31/04

LONGEST KICKOFF RETURNS

- 97t Patrick Johnson vs. Min., 12/13/98
- 95t Corey Harris vs. Min., 12/13/98
- 87 B.J. Sams @ Den., 12/11/05**
- 84t Jermaine Lewis @ NYG, 1/28/01**
- 76 Jermaine Lewis @ Ten., 11/12/01
- 75 Lamont Brightful vs. SF, 11/30/03
- 73 Lamont Brightful @ Mia., 11/16/03
- 66 Corey Harris vs. Jax., 11/28/99
- 64 B.J. Sams @ Ind., 12/19/04**
- 64 Robert Tate vs. Den., 9/30/02
- 64 Jermaine Lewis vs. Ind., 12/2/01
- 63 Javin Hunter @ Ind., 10/13/02
- 63 Corey Harris vs. Pit., 9/19/99
- 55 Corey Harris vs. Ind., 11/29/98
- 54 Chester Taylor @ Pit., 12/29/02

48-YARD+ INTERCEPTION RETURNS

- 106t Ed Reed vs. Cle., 11/7/04***
- 98t Chad Williams @ Cin., 12/1/02
- 98t Chris McAlister vs. NYJ, 12/24/00**
- 94 Chad Williams vs. Buf., 10/24/04
- 83t Chris McAlister @ Ari., 10/12/03**
- 78 Ed Reed @ NYJ, 11/14/04**
- 66t Rod Woodson @ Cle., 11/7/99
- 64 Ray Lewis vs. Cin., 12/23/01**
- 64 Duane Starks vs. NYJ, 1/24/00
- 60t Rod Woodson @ NYJ, 9/13/98
- 60 Ray Lewis @ STL, 9/12/99**
- 59 Ed Reed vs. Cle., 11/16/02**
- 54 Will Demps vs. Cin., 12/7/03

- 54t Ed Reed vs. Cle., 9/14/03**
- 52t Chad Williams @ Cle., 12/21/03**
- 51t Chris McAlister vs. Pit., 9/19/04**
- 50t Ray Lewis @ Ten., 1/7/01 - DP**
- 48 Ed Reed INT (23 yards) laterals to Samari Rolle (11 yards) laterals to Chad Williams (14 yards) @ Cle., 1/1/06**
- 48 Deion Sanders vs. Buf., 10/24/04

LONGEST FUMBLE (OPP.) RETURNS

- 36 Anthony Pleasant @ SF, 11/17/96
- 35t Adalius Thomas vs. GB, 12/19/05**
- 27 Robert Bailey @ Jax., 10/8/00
- 22 Will Demps @ Ten., 9/18/05
- 22 Ed Reed vs. Cin., 12/5/04**
- 22t Ed Reed @ Was., 10/10/04**
- 14 Tony Siragusa @ Ten., 9/21/97
- 13 Jerrol Williams @ Pit., 9/8/96
- 11 B.J. Ward @ Cin., 11/27/05**
- 9t Adalius Thomas @ Cle., 1/1/06**
- 8t Jamie Sharper vs. Min., 1/7/02
- 8 Corey Harris vs. Ind., 12/2/01
- 7 Terrell Suggs vs. Sea., 11/23/03**

LONGEST MISSED FIELD GOAL RETURNS

- 107t Chris McAlister vs. Den., 9/30/02**

LONGEST FIELD GOALS

- 56 Wade Richey vs. Cle., 9/14/03
- 51 Matt Stover @ Was., 10/15/00**
- 51 Matt Stover vs. Pit., 10/29/00**
- 51 Matt Stover @ Ind., 10/13/02**
- 50 Matt Stover vs. Dal., 11/21/04**
- 50 Matt Stover vs. KC, 10/4/04**
- 50 Matt Stover vs. STL, 10/27/96**
- 50 Matt Stover @ Ten., 10/10/99**
- 50 Matt Stover @ Cin., 11/21/99 (game-winner)**

POSTSEASON IN RED

SB XXXV IN GOLD

* = NFL RECORD

CURRENT RAVENS BOLD

10 LARGEST RAVENS CROWDS

Note: The Ravens played in Memorial Stadium in 1996-1997; PSINet Stadium from 1998-2001; in 2002, the facility was known as Ravens Stadium. In 2003 the Ravens entered a partnership, and the stadium was re-named M&T Bank Stadium. (Capacity was increased in 2005 to 70,107 from 69,084.)

HOME

12/19/05	70,604	vs. GB
11/20/05	70,601	vs. Pit.
11/6/05	70,540	vs. Cin.
9/11/05	70,501	vs. Ind.
10/02/05	70,479	vs. NYJ
12/25/05	70,246	vs. Min.
10/16/05	70,196	vs. Mia.
12/28/03	70,001	vs. Pit.
11/21/04	69,924	vs. Dal.
12/4/05	69,909	vs. Hou.

AWAY

10/10/04	90,287	@ Was.
10/15/00	83,252	@ Was.
11/14/04	77,826	@ NYJ
11/2/97	77,716	@ NYJ
12/11/05	75,651	@ Den.
9/30/01	75,082	@ Den.
10/26/97	75,067	@ Was.
10/6/02	73,688	@ Cle.
11/16/03	73,333	@ Mia.
9/17/00	73,464	@ Mia.

ALL-TIME PLAYER TRADES

March 12, 1996

Traded 1997 4th-round pick to Sea. for G Jeff Blakshear.

February 14, 1997

Traded OT Tony Jones to Den. for Broncos 1997 2nd-round pick (S Kim Herring).

August 24, 1997

Traded 1998 7th-round pick to Pit. for OL Bernard Dafney.

August 24, 1997

Traded 1999 7th-round pick to Phi. for G Ben Cavit.

February 14, 1998

Traded 1998 3rd- and 4th-round picks to Ind. for QB Jim Harbaugh and Colts 1998 4th-round pick.

February 18, 1998

Traded 1999 3rd-round pick to TB for RB Errict Rhett.

March 22, 1999

Traded 1999 3rd-round pick and conditional 2000 5th-round pick to Det. for QB Scott Mitchell.

March 30, 1999

Traded 1999 6th-round pick for TE Lovett Purnell.

April 17, 1999

Traded 1999 5th-round pick and 2000's 7th-round pick to STL in exchange for QB Tony Banks.

March 16, 2004

In a 3-team trade, the Ravens sent a 2nd-round pick to the SF 49ers in exchange for WR Terrell Owens (3/3), then reached a settlement prior to arbitration where the Ravens acquired a 5th-round compensatory pick from the Eagles, re-acquired their 2nd-round pick, and Phi. acquired Owens.

April 25, 2004

Traded 4th-round pick to Jacksonville in exchange for WR Kevin Johnson.

June 8, 2006

Traded 2007 draft pick to Tennessee in exchange for QB Steve McNair.

June 19, 2006

Traded 2007 conditional draft pick to Indianapolis in exchange for S Gerome Sapp.

ALL-TIME RAVENS PRO BOWLERS

1996
QB Vinny Testaverde
S Eric Turner

1997
LB Ray Lewis
T Jonathan Ogden

1998
LB Peter Boulware
RS Jermaine Lewis
LB Ray Lewis
DE Michael McCrary
T Jonathan Ogden
S Bennie Thompson
(special teams)

1999
LB Peter Boulware
LB Ray Lewis
DE Michael McCrary
T Jonathan Ogden
S Rod Woodson

2000
DT Sam Adams
LB Ray Lewis
T Jonathan Ogden
K Matt Stover
S Rod Woodson

2001
DT Sam Adams
RS Jermaine Lewis
LB Ray Lewis
T Jonathan Ogden
TE Shannon Sharpe
S Rod Woodson

2002
T Jonathan Ogden
LB Peter Boulware
TE Todd Heap

*2003 **
LB Peter Boulware
TE Todd Heap
RB Jamal Lewis
LB Ray Lewis
CB Chris McAlister
T Jonathan Ogden
S Ed Reed
LB Adalius Thomas
(special teams)

2004
T Jonathan Ogden
LB Ray Lewis
CB Chris McAlister
S Ed Reed
LB Terrell Suggs

2005
T Jonathan Ogden

* Tied with Kansas City for most Pro Bowlers (8) in NFL in 2003

RING OF HONOR AT M&T BANK STADIUM

2005 — No Inductees

2004 — DE Michael McCrary

2003 — Art Modell

2002 — 8 Baltimore Colts - QB Johnny Unitas, WR Raymond Berry, RB Lenny Moore, DT Art Donovan, DE Gino Marchetti, TE John Mackey, OT Jim Parker and LB Ted Hendricks (all NFL Hall of Famers)

2001 — RB Earnest Byner

The Ravens' Ring of Honor salutes special inductees at M&T Bank Stadium with banners. Each is recognized for their extraordinary contributions to the NFL, the Baltimore Ravens and the community.

ALL-TIME TRANSACTIONS

1996

APRIL

- 9 - Waived LB Rich McKenzie
- 22 - Reinstated P Chris MacInnis to active roster
- 30 - Waived TE Paul Francisco, LB Charles Burrell

MAY

- 22 - Waived WR Michael Miller

JUNE

- 6 - Waived DB Michael Davis
- 7 - Signed DB Dante DePaola, QB Mike Groh, LB Rich Ruhl, DB Mario Bradley, TE Michael Warren, FB Richard Thomas

JULY

- 9 - Waived WR Andre Rison, LB Pepper Johnson
- 11 - Waived DB Don Griffin
- 16 - Signed T Jonathan Ogden (D1a '96), LB Ray Lewis (D1b '96), LB Dexter Daniels (D6a '96) and WR James Roe (D6b '96).
- 17 - Signed DT Tim Goad
- 18 - Signed WR Jermaine Lewis (D5b '96)
- 19 - Signed DB Vashone Adams, TE Frank Hartley, OL Quentin Neujahr, OL Jed Devries, RB Earnest Hunter, WRs Orlando Parker, James Bowden and LB Jerroll Williams
- 20 - Signed DB DeRon Jenkins (D2b '96), RB Carlwell Gardner; waived LB Rich Ruhl and DB Johnny Thomas
- 24 - Signed QB Jon Stark (D7b '96), DB Teddy Lawrence
- 31 - Signed C Steve Everitt (restricted free agent)

AUGUST

- 19 - Waived G Marquin Bivins, WR James Bowden, DB Mario Bradley, DB Dante DePaola, DT Chad Eaton, RB Henry Fields, QB Mike Groh, DB Teddy Lawrence, K Chris MacInnis, LB Larry McSeed, WR Orlando Parker, G Pulu Poumele, RB Ricky Powers, TE Charles Randolph, RB Richard Thomas, T Deron Thorp, TE Michael Warren, DE Larry Williams
- 20 - Placed WR Curtis Brown on IR (ankle); placed QB Jon Stark on PUP, placed DT Corey Sears on IR (knee)
- 21 - Signed DT James Jones
- 22 - Waived DL Tau Pupua
- 25 - Waived DT David Barnard, RB Derrick Cullors, LB Dexter Daniels, DB Dante Dowers, T Spencer Folau, LB P.J. Killian, G Lonnie Palelei

SEPTEMBER

- 4 - Waived DL Jed Devries
- 11 - Signed DB Dante Dowers to practice squad
- 17 - Terminated DB Dante Dowers from practice squad
- 19 - Signed LB Dexter Daniels to practice squad
- 24 - Terminated RB Leroy Hoard, WR Curtis Brown (IR) and LB Dexter Daniels (practice squad). Signed TE Eric Green and RB Bam Morris
- 25 - Signed LB Keith Goganious

OCTOBER

- 8 - Waived RB Earnest Hunter
- 9 - Signed RB Randy Baldwin to practice squad
- 29 - Signed OL Spencer Folau and LB Dexter Daniels (D6a) to the practice squad. Signed FA DB Dorian Brew (active roster). Waived WR Calvin Williams and TE Harold Bishop
- 30 - Signed LB Sedic Clark to active roster (off Saints practice squad)

NOVEMBER

- 6 - Waived DL Cory Sears off IR (injury settlement)
- 13 - Signed DL Larry Williams and FB Richard Thomas to the practice squad
- 18 - Released FB Richard Thomas from practice squad
- 21 - Waived DB Issac Booth, and signed LB Dexter Daniels to the active roster
- 25 - Waived LB Dexter Daniels
- 27 - Signed LB Dexter Daniels, FB Richard Thomas and TE A.J. Ofofile to practice squad

DECEMBER

- 4 - Signed CB Corey Dowden as a free agent
- 7 - Signed LB Dexter Daniels off practice squad to active roster

1997

FEBRUARY

- 6 - Signed OL Spencer Folau
- 12 - Withdrew transition designation on C Steve Everitt; Signed TE A.J. Ofofile; Waived OL Herman Arvie; Did not submit qualifying offers to DL Rick Lyle and TE Frank Hartley
- 14 - Traded OT Tony Jones to Denver for 1997 2nd-round pick (S Kim Herring)
- 28 - Re-signed WR Michael Jackson; Waived S Eric Turner

MARCH

- 13 - Re-signed OL Jeff Blackshear
- 20 - Signed OL Leo Goegas (UFA-Rams)

APRIL

- 2 - Re-signed S Stevon Moore
- 3 - Signed K Steve McLaughlin
- 7 - Signed DE Michael McCrary (UFA-Sea.)
- 8 - Signed S Rondell Jones (UFA-Den.)
- 22 - Signed DL Dameian Jeffries
- 24 - Signed DT Tony Siragusa (UFA-Ind.)
- 25 - Signed LB Richard Alvarado, LB Rusty Arrington, OL Alex Bernstein, DB Bryon Brown, FB Kenyon Cotton, WR James Epps, OL Mike Flynn, RB Priest Holmes, OL Richard Howard, DL Mike Ivey, TE Bill Khayat, DL Charles King, DL Kelvin Moore, OL Yohan Moulton, WR Donald Richard, LB Bernard Russ, DB Jermaine Trent, DL Robert Walker, WR Shawn Ward and DB John Williams
- 25 - Signed TE Keith Olsommer
- 29 - Signed DB Verone McKinley

JUNE

- 2 - Signed DL Sharrod Mack; Waived DL Dan Footman and LB Craig Powell
- 3 - Signed WR Eddie Britton, WR Jimmy Dean, P Bill Marinangel, OL Darryl Terrel and WR Marco Ward; Waived TE Keith Olsommer
- 4 - Signed TE Themba Masimini and LB Ronald Perry
- 5 - Signed DB Paul Guidry; Terminated contract of DL Tim Goad
- 19 - Signed RB Jay Graham (D3 '97)

JULY

- 3 - Signed LB Shawn Banks, OL Randy Bierman, FB Odell Collins, WR Robert Hall, DL Hugh Hunter and TE Jessie McCoverly; Released P Bill Marinangel, OL Yohan Moulton and OL Darryl Terrel
- 9 - Signed RB Tony Vinson; Released LB Ronald Perry

JULY (1997 - CONT'D)

- 10 - Signed DB Eric Allen, LB Cornell Brown (D6b '97), LB Tyrus McCloud (D4b '97), C Jeff Mitchell (D5 '97), QB Wally Richardson (D7c '97) OL Dennis Whitmore and DB Michael Wright
- 14 - Signed FB Steve Lee (D6a '97), DB Ralph Staten (D7c '97), DL Leland Taylor (D7d '97) and DL Chris Ward (D7a '97); Released WR Jimmy Dean, DB Paul Guidry and TE Jessie McCovey
- 15 - Claimed WR Ryan Yarborough off waivers (GB)
- 18 - Re-signed TE Eric Green and signed S Kim Herring (D2b '97)
- 21 - Waived LB Richard Alvarado
- 22 - Signed OL Matt Cravens
- 23 - Signed LB Jamie Sharper (D2a '97); Released OL Richard Howard
- 24 - Signed OL Kireem Swinton; Released DL Sharrod Mack
- 28 - Released DB Eric Allen and DL Hugh Hunter; WR James Epps and DL Robert Walker left camp
- 31 - Released DB Bryon Brown

AUGUST

- 1 - Released FB Odell Collins; DL Robert Walker returned to camp
- 5 - Claimed OL Craig Novitsky off waivers from STL
- 11 - Released K Steve McLaughlin
- 12 - Released TE Themba Masimini and WR Marco Ward
- 18 - Waived CB Rusty Arrington, LB Shawn Banks, C Matt Cravens, DE Mike Ivey, TE Bill Khayat, CB Verone McKinley, OL Craig Novitsky, QB Scott Otis, OL Kireem Swinton, DB Jermaine Trent, WR Shawn Ward, DB Michael Wright. The following players were placed on IR: WR Eddie Britton (shoulder); OL Sale Isaia (knee); C Jeff Mitchell (knee)
- 19 - Signed LB Peter Boulware (D1 '97), Waived DL Robert Walker and WR Robert Hall; Claimed OL Jerome Daniels off waivers (Mia.)
- 24 - Waived WR Donald Richard, OLs Dennis Whitmore, Jerome Daniels, Mike Flynn, Alex Bernstein, Randy Bierman, DLs Charles King, Damejan Jeffries, Kelvin Moore and LB Bernard Russ. Acquired OL Bernard Dafney from Pittsburgh for a 7th-round pick in 1998 and OL Ben Cavit from Phi. for a 7th-round pick in the 1999 draft
- 25 - Signed LB Tyrell Peters as a FA
- 26 - Waived FB Steve Lee (D6 '97); Signed to practice squad: OL Alex Bernstein, FB Jason Bratton, G Jerome Daniels, WR Donald Richard and CB John Williams
- 27 - Claimed OL John Elmore off waivers (from Miami)

SEPTEMBER

- 2 - Terminated contract of practice squad player FB Jason Bratton
- 3 - Signed LB Nicholas Lopez to practice squad
- 16 - Waived CB Dorian Brew
- 17 - Signed CB Eugene Daniel as a free agent
- 22 - Bam Morris reinstated by the NFL

OCTOBER

- 3 - LB Nicholas Lopez terminated from practice squad
- 13 - WR Ray Ethridge (thumb/wrist) placed on IR
- 14 - Waived LB Tyrell Peters
- 15 - Signed DE Keith Washington as a FA
- 16 - Waived OL John Elmore; Signed LB Tyrell Peters to practice squad

NOVEMBER

- 19 - Signed WR Nate Singleton as a free agent
- 26 - Signed CB John Williams from practice squad to

- active roster; Signed DL Dwaine Robinson to practice squad; Waived OL Bernard Dafney; Placed DL Leland Taylor on non-football inj. (fractured foot).
- 27 - OL Jerome Daniels (practice squad) signed by Ari.

DECEMBER

- 3 - Signed OL Alex Bernstein to active roster (from practice squad); Signed OL Mike Flynn to active roster (from Jacksonville's practice squad)
- 8 - S Stevon Moore had arthroscopic surgery on both knees
- 10 - Signed S Lamar Lyons as a free agent; Placed G Leo Goeas (pectoral) on injured reserve
- 17 - Signed DL Robert Walker to the practice squad
- 19 - Signed LB Tyrell Peters off practice squad. Placed WR Nate Singleton (hip) on injured reserve

1998

FEBRUARY

- 14 - Traded for QB Jim Harbaugh (Ind.)
- 17 - Signed Errict Rhett (UFA)
- 25 - Signed CB Rod Woodson (UFA)
- 27 - Signed FB Roosevelt Potts (UFA)

JUNE

- 24 - Signed WR Patrick Johnson (D2 '98)

JULY

- 17 - Signed DT Martin Chase (D5a '98)
- 20 - Signed S Ryan Sutter (D5b '98), LB Ron Rogers (D6a '98) and TE Cam Quayle (D7b '98)
- 21 - Signed T Sammy Williams (D6b '98)
- 22 - Waived DE Kareem Robinson (inj.)
- 24 - Signed WR Floyd Turner and DL Leonard Renfro;
- 27 - Waived DL Leonard Renfro
- 29 - Signed TE Harper Le Bel; Waived LB Chris Buxton (left camp)
- 30 - Signed CB Tyrone Hughes
- 31 - Signed LB Sylvester Wright

AUGUST

- 4 - Waived TE Scott Richards
- 5 - Signed 1st-round choice CB Duane Starks (D1-98)
- 12 - Waived FB Rob Robertson (inj.)
- 13 - Waived RB Eric Booth (inj.)
- 17 - Signed DB Corey Harris
- 25 - Waived QB Bill Ward, RB Ben Snell, WRs Stevie Anderson, Duane Gregory, McArthur Johnson and Donald Richard, TE Cam Quayle, LBs Brandon Dyson and Adam Hernandez, LBs William Morris and Ron Rogers, DBs Tyrone Hughes, Lamar Lyons, Rebert Mack and Ryan Sutter, K Nelson Garner. Placed the following players on injured reserve: FB Rob Robertson (knee), DE Kareem Robinson (knee), FB Tony Vinson (shoulder), DTMartin Chase (ankle/lover leg) and OL Sale Isaia (Achilles)
- 30 - Waived TE A.J. Ofofile, OL Alex Bernstein, DL Chartric Darby, DE Chris Ward, LB Sylvester Wright, S Rondell Jones (injury settlement; contract terminated), P Greg Montgomery, Placed OL Sammy Williams (knee/ankle) on IR

SEPTEMBER

- 1 - Signed OL Alex Bernstein, DL Chartric Darby and WR Phil Savoy to the practice squad
- 2 - Waived DL Larry Fitzpatrick; Signed LB Reggie Lowe to the practice squad
- 3 - Signed TE A.J. Ofofile to active roster
- 4 - Signed DL Larry Fitzpatrick to the practice squad
- 21 - OL Alex Bernstein signed off the Ravens' practice squad by NYJ
- 22 - Signed OL Adam Hernandez to practice squad
- 29 - Terminated the contract of LB Reggie Lowe from the practice squad
- 30 - Signed LB Brad Jackson to practice squad

OCTOBER

- 13 - Placed TE Harper Le Bel on IR (elbow)
- 14 - Signed DE/PC Paul Frase as a FA
- 28 - Placed LB Tyrus McCloud (knee) on IR; Waived OL Spencer Folau; Signed LBs Jeff Kopp and Jerry Olsavsky as FAs

NOVEMBER

- 2 - Waived WR Ryan Yarbrough
- 3 - Re-signed OL Spencer Folau as a FA

DECEMBER

- 2 - Placed S Kim Herring on IR (shoulder); Signed WR Phil Savoy to active roster from practice squad; Signed WR Mike Bowman to practice squad
- 10 - Placed RB Jay Graham (knee) on IR
- 12 - Activated OL Adam Hernandez to the active roster off the practice squad
- 14 - Waived OL Adam Hernandez
- 17 - Signed LB Brad Jackson to the active roster from the practice squad; Signed OL Brandon Dyson and DE Dwaine Robinson to practice squad
- 18 - Signed DT Larry Fitzpatrick to active roster from practice squad; Waived WR Phil Savoy
- 22 - Signed WR Phil Savoy to the practice squad

1999

FEBRUARY

- 4 - Signed WR Mike Bowman
- 8 - FB Rob Robertson waiver requested
- 10 - Signed WR Phil Savoy, RB Ben Snell
- 12 - Signed OL Chris Harrison
- 15 - Signed FB Rob Robertson
- 16 - Signed OL Brandon Dyson
- 18 - Signed FB Charles Evans (UFA-Minnesota), re-signed CB John Williams
- 25 - Signed TE/LS Frank Wainwright (UFA-Miami)
- 26 - Signed OL Harry Swayne (UFA-Denver), TE Greg DeLong (UFA-Minnesota); Re-signed WR Floyd Turner

MARCH

- 3 - Signed WR Kendrick Nord
- 9 - Signed TE Aaron Pierce
- 19 - Signed DE Fernando Smith (UFA-Jax.)
- 22 - Acquired QB Scott Mitchell from Detroit for 1999 3rd-round pick and conditional 2000 5th-round pick; Traded QB Jim Harbaugh to San Diego for 2000 5th-round pick; Re-signed LB Tyrell Peters, DE Kareem Robinson
- 30 - Acquired TE Lovett Purnell from New England for 1999 6th-round pick

APRIL

- 9 - Re-signed WR James Roe
- 17 - Acquired QB Tony Banks from St. Louis for 1999 5th-round pick and 2000 7th-round pick; Traded QB Eric Zeier to Tampa Bay for 1999 6th-round pick
- 18 - Acquired OL Everett Lindsay from Minnesota for 1999 6th-round pick (Tampa Bay)
- 20 - Signed RB/KR Steve Broussard
- 22 - Re-signed LB Jeff Kopp, OL Mike Flynn; Signed K Scott Bentley off waivers from Tampa Bay, OL Robert Sapp
- 23 - Signed CB James Trapp (UFA-Oakland). Signed OL Cleve Roberts, DE Marques Douglas, LB Tron Wright, DB Fred Wilkerson, DT Cory Francis, QB Jason Maas, DB Jermaine Derrickott, DB Corey Chamblin, RB Thomas Sieh, DE Charles Preston
- 26 - Re-signed RB Errict Rhett; Signed WR Ramon Huff
- 27 - Signed WR Qadry Ismail
- 28 - Signed LB Brad Jackson

MAY

- 14 - Re-signed OL Spencer Folau, DL Lionel Dalton
- 17 - Re-signed DB/KR Corey Harris
- 19 - Re-signed TE A.J. Ofofide

JUNE

- 8 - Signed WR Webster Slaughter
- 18 - Signed WR Billy Davis; Released WR Tywan Mitchell
- 22 - Released WR Ramon Huff

JULY

- 1 - Agreed to terms with RB/WR Eric Metcalf
- 21 - Signed P Paul McCord
- 23 - Signed CB Chris McAlister (D1 '99)
- 28 - Waived WR James Roe, CB Fred Wilkerson, WR Mike Bowman, DT Kareem Robinson, RB Ben Snell
- 29 - Signed G Edwin Multitolo (D4b '99) and WR Brandon Stokley (D4a '99)
- 31 - Signed S Anthony Poindexter (D7 '99)

AUGUST

- 17 - Signed QB Stoney Case; Waived QB Jason Maas
- 23 - Waived OL Brandon Dyson, DT Cory Francis, P Paul McCord, QB Wally Richardson, OT Cleve Roberts, WR Phil Savoy, RB Thomas Sieh and LB Antrony Wright
- 30 - Waived RB Steve Broussard, CB Jermaine Derrickott, WR Kendrick Nord, DE Charles Preston and FB Rob Robertson
- 31 - Waived WR Webster Slaughter

SEPTEMBER

- 5 - Waived K Scott Bentley, DB Corey Chamblin, DL Marques Douglas, DL Larry Fitzpatrick, OL Chris Harrison, LB Jeff Kopp, LB Tyrus McCloud, RB Eric Metcalf, OL Bob Sapp, WR Floyd Turner, DB John Williams, and OL Sammy Williams
- 7 - Signed DL Marques Douglas, DL Larry Fitzpatrick, OL Cleve Roberts, S Anthony Mitchell and WR Kendrick Nord to practice squad
- 9 - Reached agreement with DE Michael McCrary on a 5-year contract extension
- 26 - Released TE Lovett Purnell; Signed LB Jeff Kopp
- 27 - Signed FB Obafemi Ayanbadejo; Placed FB Tony Vinson (shoulder) on IR; Terminated practice squad contract of OL Cleve Roberts; Signed C Emmett Zitelli to practice squad

OCTOBER

- 6 - Claimed K Joe Nedney (Arizona) off waivers; Released LB Jeff Kopp
- 12 - Signed TE Ryan Collins to the practice squad; Terminated the practice squad contract of DE Larry Fitzpatrick
- 25 - Placed WR Brandon Stokley (shoulder) on injured reserve; Signed WR Marcus Nash as a free agent

NOVEMBER

- 9 - Placed S Stevon Moore on IR; Waived K Joe Nedney; Activated S Anthony Poindexter off PUP; Signed S Darren Perry as a FA
- 10 - Claimed OL Sammy Williams off of waivers; Placed OL Harry Swayne (foot) on IR
- 30 - Placed TE Aaron Pierce on IR; Re-signed TE Lovett Purnell

DECEMBER

- 3 - Signed TE Ryan Collins off practice squad; Waived OL Chris Harrison
- 8 - Signed S Anthony Mitchell off practice squad; Placed S Anthony Poindexter (knee) on IR; Signed OL Chris Harrison and DB Marvin Love to practice squad

DECEMBER (1999 - cont'd)

- 11- Waived DB Marvin Love from practice squad
- 15- Signed CB Clarence Love to practice squad
- 22- Waived TE Lovett Purnell; Activated DE Marques Douglas to active roster from practice squad; Signed DE Charles Preston to practice squad
- 30 - Placed TE Ryan Collins (foot) on IR
- 31 - Activated DB Clarence Love (practice squad) to 53-man roster

2000

FEBRUARY

- 11 - Signed OL Damon Denson as a FA
- 17 - Signed OL Kipp Vickers as a FA
- 18 - Signed TE Shannon Sharpe (UFA-Den.)
- 23 - Released G Jeff Blackshear, S Stevon Moore and TE Aaron Pierce

MARCH

- 13 - Signed QB Trent Dilfer -UFA-TB
- 16 - Signed DB Robert Bailey-UFA-Det.
- 24 - Signed LB Dennis Stallings as a FA

APRIL

- 7 - Signed OL Orlando Bobo as a FA
- 13 - Traded the 15th and 45th picks in the 2000 draft to Den. for the 10th overall pick in 2000 draft
- 17 - Signed DT Sam Adams (UFA-Sea., 4-year contract)
- 24 - Signed P Don Icsman as a FA
- 25 - Signed C Rod Payne as a FA
- 28 - Signed the following rookie or 1st-year FAs: DB DeJuan Alfonso, RB Robert Arnaud, RB Jason Brookins, OT David Camacho, RB Lloyd Clemons, TE John Jones, DB Kenny Kelly, OT Curtice Macfarlane, K Dan McGuire, QB Dan Robinson, DB Jermaine Smith, WR Germany Thompson, DB Lynde Washington, LB Calvin Wilkinson, LB Ben Wittman

JUNE

- 1 - Waived LB Ben Wittman
- 15 - Signed LB OJ Brigrance as a FA; Signed DT Cedric Woodard (D6b '00)

JULY

- 14 - Signed DE Adaluis Thomas (D6a '98)
- 17 - Signed OL Richard Mercier (D5 '98)
- 21 - Signed FAs DB Corby Jones, DL Jarrett Loggins, DL Carl Powell and FB Alan Ricard
- 24 - Placed LB Peter Boulware on active/PUP. Signed TE Ben Coates, WR Jamal Lewis (D1a, 2000); and QB Chris Redman (D3, 2000); Signed exclusive rights players DT Lionel Dalton, LB Brad Jackson and S Anthony Poindexter; Placed DT Tony Siragusa on reserve/did not report list
- 27 - Signed exclusive rights player, P Kyle Richardson; Signed WR Linton Coleman as a FA

AUGUST

- 2 - Signed WR Travis Taylor (D1b, 2000). Waived OL Curtice MacFarlane
- 7 - Signed FB Sam Gash; Waived DB Kenny Kelly and LB Tyrell Peters
- 8 - DE Charles Preston left squad
- 9 - Waived WR Kendrick Nord
- 16 - Waived WR Linton Coleman, OT David Camacho, P Don Icsman, K Dan McGuire and LB Dennis Stallings
- 17 - Waived DE Charles Preston
- 19 - Waived QB Dan Robinson, RB Corby Jones and DB Lynde Washington; Placed TE Pedro Edison on IR and S Bennie Thompson on reserve/retired

- 22 - Waived FB Charles Evans (injured) and placed LB Calvin Wilkinson (thigh/thumb) on IR
- 26 - Waived TE Ryan Collins, RB Robert Arnaud, RB Jason Brookins, DL Jarrett Loggins, G Richard Mercier, C Rod Payne, OG Damon Denson, CB Jermaine Smith, RB Jay Graham (Inj. settlement) and WR Germany Thompson
- 28 - Waived WR Marcus Nash; Signed to practice squad: RB Robert Arnaud, RB Jason Brookins, G Richard Mercier, FB Alan Ricard and WR Germany Thompson

SEPTEMBER

- 1 - Waived DL Cedric Woodard. Roster exemption lifted for DT Tony Siragusa
- 12 - Terminated RB Jason Brookins off practice squad
- 13 - Signed DT Kelly Gregg to practice squad

OCTOBER

- 24 - Placed LS/TE Frank Wainright (back) on IR. Signed LS/OL John Hudson as a FA

NOVEMBER

- 6 - Received roster exemption for DT Larry Webster
- 8 - Signed WR Marcus Nash; Placed WR Travis Taylor (clavicle) on IR
- 13 - Waived DL Carl Powell. Activated DL Larry Webster
- 15 - Terminated the contract of practice squad OL Richard Mercier; Signed G Rod Payne to practice squad
- 28 - Placed FB Obafemi Ayanbadejo (toe) on IR; Signed FB Chuck Evans as a FA

2001

JANUARY

- 3 - Placed TE John Jones (ankle) on IR; Signed WR Germany Thompson off practice squad; Signed TE Jason Gavadzta to practice squad
- 12 - Signed LB Brendon Ayandadejo, RB Jason Brookins, DL Kelly Gregg, DB Evan Howell as FAs, all then assigned to NFL EL

MARCH

- 1 - Waived QB Tony Banks and OT Spencer Folau
- 8 - Signed QB Elvis Grbac (UFA KC)
- 12 - Waived CB Robert Bailey and DE Keith Washington
- 13 - Waived WR Billy Davis and withdrew the tender for TE Pedro Edison
- 14 - Signed OT Leon Searcy (UFA Jax.)

APRIL

- 3 - Signed UFA LB Jamie Sharper
- 9 - Signed RFA Kyle Richardson, who had received an offer sheet from Carolina
- 27 - Signed rookie FAs DT Mike Bland, DB Pete Deste fan, DE Corey Callens, DT Damion Cook, DT Ryan Fisher, OT Scott Harper, CB Richard Holland, RB Derek Homer, WR Albert Horsey, CB Delvin Hughley, QB Ortege Jenkins, LB Tim Johnson, G Jim Jones, TE Billy Kendall, RB Aaron Kernek, G Anthony Lambo, CB Alvin Porter, OT David Pruce, CB Damian Swain, CB Reggie Waddell, DT Adrian Wilson; Withdrew tender to WR Marcus Nash

MAY

- 2 - Signed OT Scott Harper as a FA
- 4 - Signed UFA S Rod Woodson
- 8 - Signed OL Orlando Bobo as a FA
- 17 - Signed K Brian Kopka as a FA
- 25 - Signed UFA LB Cornell Brown

JUNE

- 4 - Signed QB Randall Cunningham, QB Deontye Kenner and P Noel Prefontaine as FAs; Signed RB Chris Barnes (D5 '01)
- 6 - Signed Edgerton Hartwell (D4 '01)
- 11 - Withdrew tender to S Anthony Poindexter; Signed FB Sam Gash, FA
- 12 - Withdrew tender to CB Clarence Love
- 13 - Signed G Bennie Anderson as a FA; Signed LS Joe Maese (D6 '01)

SEPTEMBER

- 1 - Waived DE Corey Callens, DT Ryan Fisher, LB Kenny Jackson, LB Tim Johnson, OL Jim Jones, TE Billy Kendall, OL David Pruce and OL Chris Watton
- 2 - Waived RB Chris Barnes, TE Jonathan Burrough, OT Damion Cook, DB Pete Destefano, FS Corey Gaines, WR Kenyon Hambrick, DB Evan Howell, DB Delvin Hughley, RB Aaron Kernek and WR Germany Thompson
- 4 - Signed OT Damion Cook, WR Kenyon Hambrick, RB Aaron Kernek, TE Jonathan Burrough and DB Delvin Hughley to the practice squad; Signed RB Moe Williams. Waived OL Orlando Bobo
- 5 - Waived LB Cornell Brown; Signed LB Tim Johnson
- 8 - Waived LB Tim Johnson; Signed DB Delvin Hughley off practice squad
- 9 - Waived DE Dwayne Missouri and DB Reggie Waddell. Signed LB Shannon Taylor; Terminated RB Aaron Kernek's practice squad contract.
- 10 - Waived DB Delvin Hughley; Signed OL Orlando Bobo
- 11 - Signed S Carnell Lake
- 18 - Signed DE Dwayne Missouri and DB Reggie Waddell to practice squad
- 28 - OL Damion Cook claimed by Chicago from practice squad

OCTOBER

- 25 - Signed DB Delvin Hughley to practice squad
- 26 - DE Dwayne Missouri claimed by Dallas from practice squad; Signed OL Orlando Bobo
- 31 - Signed DE Corey Callens to practice squad

NOVEMBER

- 21 - Claimed OL Jason Thomas from San Diego and signed him to active roster
- 28 - Signed DE Marques Douglas; Placed DE Michael McCrary (knee) on IR

DECEMBER

- 11 - Waived DE Corey Callens and DB Delvin Hughley from practice squad; Signed WR Bobby Newcombe and LB Anthony Sessions to practice squad

2002

JANUARY

- 3 - Placed LS Joe Maese (knee) on IR; Signed LS Dale Hellestrae.
- 10 - Placed LB Shannon Taylor (shoulder) on IR; Signed TE Jonathan Burrough off practice squad; Signed SS Martavious Houston to practice squad; Signed QB Cleo Lemon
- 16 - Placed CB James Trapp (groin) on IR; Signed WR Kenyon Hambrick off the practice squad.
- 22 - Signed CB Reggie Waddell

FEBRUARY

- 4 - Signed RB Derek Homer, WR Albert Horsey, RB Morgan Kane and OT Damon Nivens.
- 6 - Signed WR Kenyon Hambrick
- 27 - Terminated contracts of DE Rob Burnett, FB Sam Gash, WR Qadry Ismail, TE Shannon Sharpe, DT Tony Siragusa, OL Kipp Vickers, DT Larry Webster, S Rod Woodson, T Leon Searcy (failed physical)
- 28 - Terminated contract of DT Sam Adams

APRIL

- 2 - Waived WR Albert Horsey
- 16 - Signed WR Brandon Stokley
- 24 - Signed QB Jeff Blake
- 25 - Signed WR Lonny Mitchell
- 26 - Signed rookie FAs: LB Obi Arah, DT Nathan Bolling, TE Josh Bright, DB Shawn Byrdson, LB Jerry Cowan, LB Gary Davis, S Will Demps, G Ken Farrar, T Dawani Fladger, RB Sean Gregory, WR D.J. Humphries, RB Dameron Hunter, WR Randy Hymes, K J.R. Jenkins, LB J.R. Johnson, DT Omari Jordan, DT Maake Kemoeatu, LS Mike Kraemer, DT Robert Malone, T Newel Mataavao, DT Josh McKibben, FB Salem Simon, LS Brian Smith, T/G Lawrence Smith, LB Rod Taylor, G Jim Walker
- 29 - Waived FB Gary McNeil (failed physical)

MAY

- 15 - Waived LB Jerry Cowan
- 20 - Withdrew tender RB Jason Brookins. Re-signed CB James Trapp; Signed P Alan Cox

JUNE

- 3 - Signed LB Louis Green
- 4 - Signed LB Andre Arnold
- 17 - Signed RFA G Edwin Mulitalo

JULY

- 16 - Signed DE Andre Arnold
- 17 - Waived OT Newel Mataavao, T Damion Nivens, G Jim Walker
- 23 - Claimed G Mike Collins off waivers (Chi.); Waived LB Obi Arah
- 24 - Signed RB Chester Taylor (D6c, 2001); Signed FB Marvin Brown, G Lance Clelland, DB Chonn Lacey, WR Marc Lester, T David Pruce, LB Casey Tisdale
- 25 - Signed DB/RS Lamont Brightful (D6a, 2001), WR Ron Johnson (D4b, 2001), TE Terry Jones, Jr. (D5, 2001), QB Wes Pate (D7, 2001), S Chad Williams (D6d, 2001); Signed S Anthony Mitchell, CB Alvin Porter; Waived RB Morgan Kane, LS Mike Kraemer
- 26 - Signed following exclusive rights players: FB Alan Richard, G Jason Thomas. Signed WR Javin Hunter (D6b, 2001), P Dave Zastudil (D4a, 2001); Signed WR Kendrick Gibson; Placed following on PUP: LB Peter Boulware, DE Michael McCrary
- 27 - Signed DE Anthony Weaver (D2, 2001)
- 28 - Waived DE Robert Malone

REED RETURNS

Drafted in 2002, Ed Reed (D1, 24th overall) set a franchise record for most INT return yards in a career with 657. In his 58 career games, Ed has 22 INTs, 4 blocked punts (3 for TDs) and 6 TDs. Reed led the NFL in 2 categories with 9 INTs and 358 return yards in 2004. The Ravens were 7-1 in 2004 when Reed recorded an INT and 15-4 over the last 4 seasons, when he picked off a pass (including 0-1 in 2005).

AUGUST

- 2 - Signed OL Ethan Brooks
- 5 - Signed LB Bernardo Harris
- 6 - Signed S Ed Reed (D1, 2001); Waived DB Chonn Lacey, LB Casey Tisdale (Inj.)
- 7 - Waived G Lance Clelland
- 8 - Signed DT Ben Williams
- 12 - Signed S Jeremy Unertl: Waived WR Kendrick Gibson, LB Casey Tisdale (Inj. Settlement)
- 16 - Waived OL Ken Farrar; Activated LB Peter Boulware off PUP List
- 20 - Signed LB Cornell Brown
- 21 - Waived CB Yohance Scott
- 22 - Signed DB Robert Tate
- 26 - Waived TE Josh Bright, P Alan Cox, LB Gary Davis, T Dawani Fladger, LB Louis Green, RB Sean Gregory, WR D.J. Humphries, RB Derek Homer, QB Cleo Lemon, DT Josh McKibben, T David Pruce, CB Josh Robinson, LS Brian Smith, S Jeremy Unertl
- 30 - Waived FB Marvin Brown, TE Jonathan Burrough, WR Kenyon Hambrick, WR Randy Hymes, G Jim Jones, DT Omari Jordan, WR Marc Lester, CB Jason Olford, QB Wes Pate, DT Salem Simon, T/G Lawrence Smith, LB Rod Taylor, CB Reggie Waddell, DT Ben Williams

SEPTEMBER

- 2 - Signed FB Sam Gash
- 3 - Signed QB Anthony Wright, WR Randy Hymes, T/G Lawrence Smith to practice squad; Claimed DT Howard Green off waivers (Hou.); Waived DT Nate Bolling
- 4 - Signed TE Brandon Christenson to practice squad
- 5 - Signed DT Nate Bolling to practice squad
- 10 - Signed WR/PR Jeff Ogden; Terminated practice squad DT Nate Bolling; Waived RB Tellis Redmon
- 16 - Signed DT Bolling to practice squad; Terminated practice squad WR Marc Lester
- 23 - Signed T Damion Cook from Miami's practice squad; Released CB Shawn Byrdsong

OCTOBER

- 14 - Waived LB J.R. Johnson
- 15 - DE Marques Douglas placed on IR (knee); Signed QB Anthony Wright to active roster from practice squad; Signed DE Riddick Parker
- 29 - Signed DE David Nugent; Waived DE Howard Green

NOVEMBER

- 12 - Waived K J. R. Jenkins
- 14 - Signed WR Randy Hymes to active roster; Signed K J.R. Jenkins to practice squad
- 19 - Signed S Raymond Perryman to practice squad
- 26 - Placed LB Ray Lewis (shoulder) and WR Brandon Stokley (ankle) on IR; Signed WR Milton Wynn
- 27 - Signed S Raymond Perryman to active roster from practice squad

DECEMBER

- 3 - Placed DE Michael McCrary (knee) on IR; Signed T/G Lawrence Smith to active roster from practice squad; Signed WR Marc Lester to practice squad
- 5 - Signed CB Tom Knight

2003

JANUARY

- 6 - Signed DL Joe Salave'a

FEBRUARY

- 11 - Six players sign with NFLFL: RB Dameon

- Hunter (Barcelona), G Mike Collins (Amsterdam), T/G Lawrence Smith (Amsterdam), DT Nate Bolling (Scotland), G Jim Jones (Rhein Fire), WR Marc Lester (Frankfurt)
- 20 - Ravens retain rights to CB Chris McAlister (Franchise)
- 25 - Signed G Edwin Mulitalo

MARCH

- 4 - Signed DB Corey Fuller
- 6 - Signed FB Harold Morrow
- 13 - Signed OT Ethan Brooks
- 18 - Signed OT Orlando Brown
- 19 - Signed DE Marques Douglas
- 24 - Signed S Raymond Perryman

APRIL

- 4 - Signed Randy Hymes; Signed LB Bernardo Harris (UFA)
- 7 - Signed QB Anthony Wright (RFA)
- 18 - Signed WR Frank Sanders (UFA)
- 29 - Signed TE John Jones (RFA)

MAY

- 2 - Signed WR Marcus Robinson
- 9 - Signed rookie FAs: LB Amon Arnold, HB Ryan Brewer, LB Chris Brown, WR Todd Devoe, DT Trey Freeman, LB Brenden Givan, TE Lamar Hill, CB Airabin Justin, QB Grant Noel, PK Dan Nystrom, WR Chisom Opara, CB Arthur Smith, WR Hugh Smith, LB Nick Stamper, HB John Tippins
- 27 - Signed P Derrick Frost

JUNE

- 2 - Signed S Anthony Mitchell (RFA)
- 9 - Signed TE/LS Mike Solwold
- 10 - Signed LB Adaluis Thomas (RFA)

JULY

- 18 - Signed S Antwoine Sanders (D7c, 2003); Placed G Mike Collins on Exempt NFLLE - Inj.
- 23 - Waived RB John Tippins; Terminated vested veteran DE Michael McCrary
- 25 - Signed TE Trent Smith (D7a, 2003) and WR Milton Wynn
- 26 - Signed DE Jarret Johnson (D4a, 2003)
- 27 - Signed franchise player CB Chris McAlister, G Bennie Anderson, OT Damion Cook, S Will Demps, DB Alvin Porter, FB Alan Ricard, DT Aubrayo Franklin (D5a, 2003), C Mike Mabry (D7b, 2003), FB Ovie Mughelli (D4b, 2003), OT Tony Pashos (D5b, 2003), S Gerome Sapp (D6, 2003), RB Musa Smith (D3, 2003)
- 30 - Signed QB Matt Lytle
- 31 - Signed LB Terrell Suggs (D1a, 2003)

AUGUST

- 1 - Signed QB Kyle Boller (D1b, 2003)
- 7 - Signed LB Johnny Rutledge
- 11 - Waived K Dan Nystrom, QB Grant Noel and S Antwoine Sanders - Inj. settlement
- 20 - Signed K Wade Richey and CB Raymond Walls
- 30 - Waived DT Nate Bolling, RB Ryan Brewer, LB Chris Brown, WR Todd Devoe, P Derrick Frost, TE Lamar Hill, CB Airabin Justin, WR Marc Lester, WR Chisom Opara, OT Lawrence Smith and LS Mike Solwold; Terminated vested veterans LB Johnny Rutledge and DE Riddick Parker; Placed WR Randy Hymes on IR (knee); Waived WR Hugh Smith - Inj. settlement
- 31 - Waived G Jim Jones; Terminated vested veteran DE Joe Salave'a

SEPTEMBER

- 1 - Signed DT Nate Bolling, WR Todd Devoe, WR Marc Lester, OT Lawrence Smith, LS Mike Solwold to practice squad
- 5 - Waived S Ray Perryman and G Jim Jones from reserve/injured – injury settlement
- 8 - Waived G Jason Thomas; Signed DE Joe Salave'a
- 16 - Terminated DT Nate Bolling and WR Marc Lester from practice squad. Signed WR Kareem Kelly to practice squad
- 17 - Signed OT Michael Early to practice squad
- 24 - Waived WR Milton Wynn from reserve/injured – injury settlement

OCTOBER

- 6 - Waived DB Alvin Porter; Signed WR/KR Detric Ward
- 7 - Terminated vested veteran DE Joe Salave'a; Signed DE Riddick Parker

NOVEMBER

- 11 - Terminated vested veteran DE Riddick Parker
- 12 - Signed QB Ray Lucas
- 18 - Waived KR/WR Detric Ward; Re-signed DE Riddick Parker

DECEMBER

- 8 - Waived QB Ray Lucas; Signed LS Mike Solwold from the practice squad; Signed DT Nate Bolling to practice squad
- 17 - Placed LB Adalius Thomas (elbow) on injured reserve; Signed LB TJ Slaughter

2004

JANUARY

- 13 - Signed WR Cecil Moore, free agent/reserve future
- 15 - Signed WR Todd Devoe and LB James Harrison, free agent/reserve future
- 16 - Signed TE Lamar Hill free agent/reserve future

FEBRUARY

- 16 - Signed WR Kareem Kelly
- 24 - Designated CB Chris McAlister franchise player

MARCH

- 3 - Signed C Mike Flynn (UFA)
- 5 - Signed LS/C Mike Solwold (exclusive rights)
- 9 - Signed K Matt Stover (UFA)
- 11 - Waived G Mike Collins (failed physical)
- 16 - Signed K Wade Richey (UFA)
- 17 - Signed QB Anthony Wright and OT Orlando Brown (UFAs)
- 22 - Waived TE Lamar Hill; Signed LB Adalius Thomas (UFA)

APRIL

- 14 - Signed CB Raymond Walls (RFA)
- 16 - Signed DE Marques Douglas (RFA)
- 23 - Signed G/C Casey Rabach (RFA)
- 27 - Signed G Bennie Anderson (RFA); Waived WR Frank Sanders
- 30 - Signed rookie FAs: CB Marcell Allmond, LB Brandon Barnes, LB Colts Colas Jr, G Monreko Crittendon, OT Eric Dumas, TE Nick Eller, CB Lance Frazier, QB Brian Gaither, LB John Garrett, DT Doug Goodwin, PT Clinton Greathouse, DT Jesse Mitchell, SS Don Muhlbach, OL Nick Newton, DB Zach Norton, TE Brett Pierce, WR Robert Quiroga, S David Revill, OH B.J. Sams, LB Phil Smith, OT Lenny Vandermade, OH Brandon Warfield, DT Matt Zielinski

MAY

- 3 - Signed CB Sam Massey
- 11 - Waived OL Nick Newton, OH Brandon Warfield
- 17 - Signed FAs OT Damion Cook, LB Edgerton Hartwell, LS Joe Maese, FB Alan Ricard; Signed rookie FAs RB Robrielle "Kory" Chapman, OT Brendan Darby, FB Preston Hartfield, LB Brandon Rager
- 20 - Waived FAs LB Colts Colas, WR Robert Quiroga, LB Phil Smith

JUNE

- 3 - Signed QB Kordell Stewart, CB Dale Carter, CB Sam Massey
- 17 - Waived G Monreko Crittenden, LB James Harrison, and FB Preston Hartfield
- 21 - Signed TE Daniel Wilcox

JULY

- 21 - Placed CB Zach Norton (shoulder) on Res./Inj.
- 26 - Signed WR Devard Darling (D3, 2004)
- 27 - Signed DT Dwan Edwards (D2, 2004)
- 28 - Signed QB Josh Harris (D6a, 2004)
- 29 - Signed WR/RS Derek Abney (D7a, 2004), LB Roderick Green (D5, 2004), WR Clarence Moore (D6b, 2004), and Brian Rimpf (D7b, 2004)
- 30 - Placed LB Peter Boulware, TE Trent Smith, and QB Anthony Wright on the PUP list; Placed CB Dale Carter on the non-football illness; Waived LS Mike Solwold; Signed: C Rashad Holman, CB Fred Weary

AUGUST

- 30 - Signed CB Chris McAlister to 1-year tender; Signed WR/KR Derek Abney (shoulder) on IR; Waived CB Marcell Allmond, RB Kory Chapman, OT Brendan Darby, OT Eric Dumas, QB Brian Gaither, LB John Garrett, DT Douglas Goodwin, P Clinton Greathouse, WR Kareem Kelly, CB Sam Massey, WR Cecil Moore, LS Don Muhlbach, DT Brian Save and CB Fred Weary (Inj. Settlement)

SEPTEMBER

- 1 - Signed CB Deion Sanders, T Eric Dumas; Placed QB Anthony Wright on the PUP list
- 4 - Waived DB/RS Lamont Brightful, T Eric Dumas, CB Rashad Holman, WR Ron Johnson, LB Brandon Rager, S Dave Revil; Moved LB Peter Boulware to PUP; Waived TE Nick Eller (ankle) and WR/CB Javin Hunter
- 5 - Terminated (vested veteran) RB Harold Morrow; Waived LB Brandon Barnes, WR Todd Devoe, CB Lance Frazier, DT Jesse Mitchell, T Tony Pashos, TE Brett Pierce, G Brian Rimpf
- 7 - Signed following players to practice squad: CB Lance Frazier, T Tony Pashos, TE Brett Pierce, G Brian Rimpf, C Lenny Vandermade, WR Todd Devoe, WR/RS Freddie Milons and DL David Upchurch
- 8 - Waived QB Josh Harris
- 9 - Re-signed FB Harold Morrow; Waived TE Nick Eller (from res./inj.) and WR/CB Javin Hunter
- 10 - Signed QB Josh Harris to the practice squad; WR Todd Devoe's practice squad contract terminated
- 11 - Terminated FB Harold Morrow's contract; Signed T Tony Pashos to active roster from practice squad
- 15 - Signed LB Brandon Barnes to practice squad
- 16 - Waived S Gerome Sapp; Re-signed FB Harold Morrow

SEPTEMBER (2004 - cont'd)

- 21 - Signed OL Marques Ogden and DT Demetris Veal to practice squad; Terminated practice squad contracts of LB Brandon Barnes, DL David Upchurch and C Lenny Vandermade
- 22 - Signed DB Calvin Carlyle to practice squad

OCTOBER

- 4 - Signed TE Darnell Dinkins to practice squad (TE Brett Pierce signed NFL contract with Dal.)
- 18 - Signed WR Patrick Johnson
- 20 - Signed CB Jamaine Winborne to practice squad
- 29 - Placed WR Devard Darling on IR (heel); Signed TE Darnell Dinkins to active roster from practice squad

NOVEMBER

- 3 - Waived WR Patrick Johnson; Signed WR Fred Stamps to practice squad
- 9 - Terminated the practice squad contract of WR Freddie Milons and signed WR Michael Jennings to practice squad
- 16 - Waived C/G Damion Cook; Terminated WR Michael Jennings from practice squad; Signed DB Brandon Pinderhughes to practice squad
- 17 - Activated QB Anthony Wright from PUP; Placed FB Ovie Mughelli (hamstring) on IR; Signed P Nick Murphy
- 23 - Terminated practice squad contract of DB Brandon Pinderhughes
- 24 - Placed Musa Smith (leg) on IR; Signed RB Jamel White; Signed RB Tellis Redmon to practice squad

DECEMBER

- 11 - Waived P Nick Murphy; Signed LS Mike Solwold
- 14 - Signed T Brian Rimpf to active roster from practice squad; Signed C/LS Drew Caylor to practice squad
- 22 - Signed C Thatcher Szalay to practice squad

2005**JANUARY**

- 4 - Signed to Reserve Future: DB Calvin Carlyle, OL Marques Ogden, RB Tellis Redmond, WR Fred Stamps, DB Jamaine Winborne (allocated to NFLEL)
- 6 - Signed C/LS Drew Caylor Reserve Future
- 7 - Signed C Thatcher Szalay to Reserve Future
- 13 - Signed CB Zach Norton to Reserve Future (allocated to NFLEL)
- 14 - Signed LB Josh Buhl to Reserve Future
- 18 - Signed DT Cedric Hilliard to Reserve Future

FEBRUARY

- 2 - Signed RB Keith Burnell to Reserve Future
- 22 - Waived WR Kevin Johnson

MARCH

- 7 - Signed UFA WR Derrick Mason
- 8 - Signed UFA CB Samari Rolle
- 9 - Terminated contracts of CB/S Corey Fuller and FB Harold Morrow
- 11 - Signed UFA G Vincent Keydrick
- 16 - Signed RFA TE Darnell Dinkins and DT Matt Zielinski
- 18 - Signed RFA P Dave Zastudil
- 23 - Waived LB Josh Buhl
- 24 - Signed RFA RB Chester Taylor
- 28 - Signed G Brian Rimpf and UFA LS Joe Maese
- 29 - Signed TE Daniel Wilcox

APRIL

- 5 - Signed RFA DT Maake Kemoatu
- 6 - Signed FA WR Patrick Johnson
- 11 - Signed RFA TE Terry Jones and UFA LB Tommy Polley
- 13 - Signed RFA S Will Demps, FA P Jesse Ohlinger
- 15 - Signed RFA S Chad Williams
- 19 - Signed RFA LB Bart Scott, UFA LB Jim Nelson
- 29 - Signed FAs: TE Rob Abiamiri, T Lester Brown, DT Joe Clay, DE Walter Curry, QB Darian Durant, DT Gary Gibson, DE Patrick Goodpaster, G Phil Hawkins, DS Jarvis Johnson, LS Matt Katula, T Robin Knebel, WR Tommy Manus, DC Cash Mouton, LBs Matt Sinclair and Tyson Smith, WR Curtis Williams

MAY

- 11 - Terminated contract of LB Peter Boulware
- 16 - Terminated LB Cornell Brown; Signed DC Bill Alford and P Rhys Lloyd
- 23 - Signed RFA WR Randy Hymes, RB/RS B.J. Sams and SS Chris Kelley

JUNE

- 8 - Signed CB Deion Sanders
- 13 - Waived OT Robin Knebel
- 15 - Signed OT Dante Ellington

JULY

- 8 - Signed LB Mike Smith (D7, 2005)
- 22 - Signed FB Justin Green (D5, 2005)
- 25 - Signed QB Derek Anderson (D6, 2005)
- 27 - Waived DT Joe Clay
- 29 - Signed CB Mark Estelle and RB Alex Haynes

AUGUST

- 1 - Signed LB Dan Cody (D2a, 2005); T Adam Terry (D2b, 2005) and C Jason Brown (D4, 2005); Placed TE Todd Heap and RB Musa Smith on the PUP list; Waived (inj.) CB Cash Mouton and LS Drew Caylor
- 3 - Waived (inj.) DE Patrick Goodpaster
- 4 - Signed DT Tron LaFavor
- 6 - Signed WR Mark Clayton (D1, 2005); Waived (inj.) DT Gary Gibson
- 8 - Signed WR Ronald Bellamy, S B.J. Ward; Placed RB Jamal Lewis on the PUP list
- 10 - Activated RB Jamal Lewis from the PUP list (passed physical); Signed LB Steve Josue; Waived WR/RS Derek Abney and WR Tommy Manus (inj.)
- 15 - Waived P Jesse Ohlinger
- 16 - Signed K Owen Pochman
- 18 - Signed LB Peter Boulware; Waived QB Darian Durant
- 29 - Waived TE Rob Abiamiri; CB Bill Alford; T Lester Brown; RB Keith Burnell; DL Walter Curry; S Jarvis Johnson; LB Steve Josue; DT Tron LaFavor; K Rhys Lloyd; OL Marques Ogden; K Owen Pochman; WR Fred Stamps and WR Curtis Williams
- 30 - Signed K Wade Richey; Placed LB/DE Dan Cody on IR; Placed RB Musa Smith on Res.PUP; Waived WR Ron Bellamy and LB Tyson Smith
- 31 - Signed CB Bill Alford

SEPTEMBER

- 3 - Terminated contracts (vested veterans): LS Joe Maese; K Wade Richey; Waived CB Bill Alford; DB Calvin Carlyle; T Dante Ellington; CB Mark Estelle; G Phil Hawkins; RB Alex Haynes; S Chris Kelley; CB Zach Norton; RB Tellis Redmon; LB Matt Sinclair; LB Mike Smith; TE Trent Smith; C Thatcher Szalay; DB Jamaine Winborne and DL

- Matt Zielinski
- 4 - Signed T Dante Ellington; G Phil Hawkins; RB Alex Haynes; CB Zach Norton; LB Mike Smith and DB Jamaine Winborne to the practice squad
 - 6 - Signed DL Darrell Lee and WR Cole Magner to the practice squad
 - 7 - Signed K Robbie Gould to the practice squad; Terminated RB Alex Haynes' practice squad contract
 - 14 - Signed QB Kordell Stewart; Terminated the contract (vested veteran) of WR Patrick Johnson
 - 20 - Re-signed WR Patrick Johnson; Waived QB Derek Anderson; Terminated practice squad contracts of WR Cole Magner and G Phil Hawkins
 - 21 - Signed OT Mike Kracalik to the practice squad
 - 22 - Signed QB Brian St. Pierre to the practice squad
 - 27 - Signed K Aaron Elling; Signed LB Dennis Haley to the practice squad; Terminated the contract (vested veteran) of LB Jim Nelson and the practice squad contract of K Robbie Gould

OCTOBER

- 3 - Signed DE Benard Thomas to the practice squad; terminated the practice squad contract of WR Fred Stamps
- 18 - Terminated the practice squad contract of DL Darrell Lee
- 19 - Signed WR Brian Bratton to the practice squad
- 28 - Placed FB Alan Ricard (calf) on injured reserve; Signed LB Mike Smith to the active roster from the practice squad; signed LB Ivory McCoy to the practice squad

NOVEMBER

- 2 - Signed CB Duvol Thompson to the practice squad; Placed CB Jamaine Winborne on practice squad, injured list (appendicitis)
- 8 - Activated RB Musa Smith from reserve/PUP list; Terminated the contract (vested veteran) of QB Kordell Stewart; Terminated the practice squad contract of LB Ivory McCoy
- 12 - Signed CB Zach Norton to the active roster from practice squad; Waived TE Terry Jones
- 15 - Signed TE Rob Abiamiri to the practice squad
- 18 - Signed WR Romby Bryant to the practice squad; Terminated the practice squad contract of WR Brian Bratton
- 30 - Signed RB Jamel White and placed RB Musa Smith on IR (leg)

DECEMBER

- 2 - Signed LB Dennis Haley to the active roster from the practice squad and placed S Will Demps on IR (knee)
- 5 - Signed CB Evan Oglesby to the active roster; signed T Rob Droege to the practice squad and placed CB Zach Norton on IR (shoulder)
- 8 - Placed LB Ray Lewis on IR (hamstring); Signed QB Brian St. Pierre to the active roster from the practice squad and signed LB Zac Woodfin to the practice squad
- 9 - Placed T Orlando Brown on IR (back); signed C/G Thatcher Szalay
- 15 - Placed G Keydrick Vincent on IR (thigh); Signed LB Zac Woodfin from the practice squad to the active roster; also signed TE Bobby Blizzard to the practice squad

WWW.BALTIMORERAVENS.COM...WWW.BALTIMORERAVENS.COM

2006

JANUARY

- 2 - Signed TE Bobby Blizzard; WR Romby Bryant; T Rob Droege; T Mike Kracalik; CB Duvol Thompson and DB Jamaine Winborne (Res./Fut.)
- 3 - Signed WR Brian Bratton (Res./Fut.)
- 13 - Allocated the following players to NFL Europe: WR Brian Bratton; T Rob Droege; T Mike Kracalik and CB Duvol Thompson

MARCH

- 1 - Signed RFA TE Daniel Wilcox
- 13 - Terminated T Orlando Brown
- 14 - Signed UFA DT Justin Bannan and LB Bart Scott; Signed FAs RB Mike Anderson and DE Trevor Pryce
- 15 - Signed UFA RB Jamal Lewis; Terminated LB Peter Boulware
- 16 - Signed RFA DE Jarret Johnson and OL Brian Rimpf
- 17 - Signed RFA RB Musa Smith
- 23 - Signed CB Corey Ivy, FA TE Rob Abiamiri and RB B.J. Sams
- 24 - Signed LB Gary Stills
- 31 - Signed LS Matt Katula and OL Thatcher Szalay

APRIL

- 4 - Signed RFA OT Tony Pashos and QB Brian St. Pierre
- 12 - Signed FA P Leo Araguz
- 18 - Signed LB Dennis Haley and RFA DT Aubrayo Franklin

JUNE

- 6 - Ravens traded a 2007 draft pick to the Tennessee Titans in exchange for QB Steve McNair
- 10 - Ravens traded a 2007 conditional draft pick to the Indianapolis Colts in exchange for S Gerome Sapp

Updated transactions are posted on www.BaltimoreRavens.com.



C Mike Flynn is a "Century Man" with 102 games and 83 starts heading into 2006.

CENTURY MEN

There were 12 players on the 2005 Ravens' roster who have played in at least 100 regular season games: **Matt Stover** (239 games/0 starts), **Deion Sanders** (189 games/159 starts), **Dale Carter** (157 games/127 starts), **Jonathan Ogden** (152 games/152 starts), **Derrick Mason** (139 games/91 starts), **Ray Lewis** (134 games/133 starts), **Orlando Brown** (129 games/119 starts), **Peter Boulware** (126 games/102 starts), **Samari Rolle** (116 games/102 starts), **Chris McAlister** (105 games/99 starts), **Mike Flynn** (102 games/83 starts) and **Edwin Mulitalo** (102 games/98 starts).

RAVENS VS. AFC NORTH

CINCINNATI BENGALS — HEAD COACH MARVIN LEWIS

Preseason Series, No Meetings

Ravens Lead Regular Season Series, 12-8

11-3-96	- Bengals, 24-21 Bal	- 60,743
12-8-96	- Bengals, 21-14 @ Cin.	- 43,022
9-7-97	- Ravens, 23-10 Bal.	- 52,968
12-21-97	- Bengals, 16-14 @ Cin.	- 50,917
9-27-98	- Ravens, 31-21 Bal.	- 68,154
11-22-98	- Ravens, 20-13 @ Cin.	- 52,571
11-21-99	- Ravens, 34-31 @ Cin.	- 43,279
12-26-99	- Ravens, 22-0 Bal.	- 68,036
9-24-00	- Ravens, 37-0 Bal.	- 68,481
11-5-00	- Ravens, 27-7 @ Cin.	- 54,759

9-23-01	- Bengals, 21-10 @ Cin.	- 49,632
12-23-01	- Ravens, 16-0 Bal.	- 68,987
11-10-02	- Ravens, 38-27 Bal.	- 69,024
12-1-02	- Ravens, 27-23 @ Cin.	- 44,878
10-19-03	- Bengals, 34-26 @ Cin.	- 53,553
12-7-03	- Ravens, 31-13 Bal.	- 69,468
9-26-04	- Ravens, 23-9 @ Cin.	- 65,575
12-5-04	- Bengals, 27-26 Bal.	- 69,695
11-6-05	- Bengals, 21-9 Bal.	- 70,540
11-27-05	- Bengals, 42-29 @ Cin.	- 65,680

CLEVELAND BROWNS — HEAD COACH ROMEO CRENNEL

Preseason Series, No Meetings

Ravens Lead Regular Season Series, 9-5

9-26-99	- Ravens, 17-10 Bal.	- 68,803
11-7-99	- Ravens, 41-9 @ Cle.	- 72,898
10-1-00	- Ravens, 12-0 @ Cle.	- 73,018
11-26-00	- Ravens, 44-7 Bal.	- 68,361
10-21-01	- Browns, 24-14 @ Cle.	- 72,818
11-18-01	- Browns, 27-17 Bal.	- 69,353
10-6-02	- Ravens, 26-21 @ Cle.	- 73,688

12-22-02	- Browns, 14-13 Bal.	- 69,348
9-14-03	- Ravens, 33-13 Bal.	- 69,473
12-21-03	- Ravens, 35-0 @ Cle.	- 72,548
9-12-04	- Browns, 20-3 @ Cle.	- 73,068
11-7-04	- Ravens, 27-13 Bal.	- 69,781
10-16-05	- Ravens, 16-3 @ Bal.	- 70,196
1-1-06	- Browns, 20-16 @ Cle.	- 69,871

PITTSBURGH STEELERS — HEAD COACH BILL COWHER

Preseason Series, No Meetings

Steelers Lead Regular Season Series, 13-7

9-8-96	- Steelers, 31-17 @ Pit.	- 57,241
12-1-96	- Ravens, 31-17 Bal.	- 51,822
10-5-97	- Steelers, 42-34 Bal.	- 64,421
11-9-97	- Steelers, 37-0 @ Pit.	- 56,669
9-6-98	- Steelers, 20-13 Bal.	- 68,847
10-18-98	- Steelers, 16-6 @ Pit.	- 58,620
9-19-99	- Steelers, 23-20 Bal.	- 68,965
12-12-99	- Ravens, 31-24 @ Pit.	- 46,715
9-3-00	- Ravens, 16-0 @ Pit.	- 55,049
10-29-00	- Steelers, 9-6 Bal.	- 69,405
11-4-01	- Ravens, 13-10 @ Pit.	- 62,906

12-16-01	- Steelers, 26-21 Bal.	- 69,506
10-27-02	- Steelers, 31-18 Bal.	- 69,638
12-29-02	- Steelers, 34-31 @ Pit.	- 61,961
9-7-03	- Steelers, 34-15 @ Pit.	- 63,157
12-28-03	- Ravens 13-10 Bal. (OT)	- 70,001
9-19-04	- Ravens, 30-13 Bal.	- 69,859
12-26-04	- Steelers, 20-7 @ Pit.	- 64,227
10-31-05	- Steelers, 20-19 @ Pit.	- 64,178
11-20-05	- Ravens, 16-13 Bal. (OT)	- 70,601
Steelers Lead Postseason Series, 1-0		
1-20-02	- Steelers, 27-10 @ Pit.	- 63,976
Divisional Playoff		

RAVENS VS. AFC SOUTH

HOUSTON TEXANS — HEAD COACH GARY KUBIAK

Preseason Series, No Meetings

Ravens Lead Regular Season Series, 2-0

12-15-02	- Ravens, 23-19 @ Hou.	- 70,108
----------	------------------------	----------

12-04-05	- Ravens, 16-15 Bal.	- 69,909
----------	----------------------	----------

INDIANAPOLIS COLTS — HEAD COACH TONY DUNGY

Preseason Series, No Meetings

Colts Lead Regular Season Series, 4-2

10-13-96	- Colts, 26-21 @ Ind.	- 56,978
11-29-98	- Ravens, 38-31 Bal.	- 68,898
12-2-01	- Ravens, 39-27 Bal.	- 69,382
10-13-02	- Colts, 22-20 @ Ind.	- 56,174

12-9-04	- Colts, 20-10 @ Ind.	- 57,240
9-11-05	- Colts, 24-7 Bal.	- 70,501

JACKSONVILLE JAGUARS — HEAD COACH JACK DEL RIO

Preseason Series, No Meetings

Jaguars Lead Regular Season Series, 9-6

11-10-96 - Jaguars, 30-27 @ Jax.	- 64,628	9-10-00 - Ravens, 39-36 Bal.	- 68,843
11-24-96 - Jaguars, 28-25 Bal.	- 57,384	10-8-00 - Ravens, 15-10 @ Jax.	- 65,194
8-31-97 - Jaguars, 28-27 Bal.	- 61,018	10-28-01 - Ravens, 18-17 Bal.	- 69,439
11-30-97 - Jaguars, 29-27 @ Jax.	- 63,712	11-25-01 - Ravens, 24-21 @ Jax.	- 53,530
9-20-98 - Jaguars, 24-10 @ Jax.	- 67,069	10-20-02 - Ravens, 17-10 Bal.	- 69,173
11-1-98 - Jaguars, 45-19 Bal.	- 68,915	11-2-03 - Ravens, 24-17 @ Bal.	- 69,486
11-14-99 - Jaguars, 6-3 @ Jax.	- 67,391	11-13-05 - Jaguars, 30-3 @ Jax.	- 66,107
11-28-99 - Jaguars, 30-23 Bal.	- 68,428		

TENNESSEE TITANS — HEAD COACH JEFF FISHER

Preseason Series, No Meetings

Regular Season Series Tied, 7-7

9-15-96 - Oilers, 29-13 @ Hou.	- 20,082	10-22-00 - Titans, 14-16 Bal.	- 68,490
12-22-96 - Oilers, 24-21 Bal.	- 52,704	11-12-00 - Ravens 24-23 @ Ten.	- 69,200
9-21-97 - Ravens, 36-10 @ Ten.	- 17,737	10-7-01 - Ravens, 26-7 Bal.	- 69,494
12-14-97 - Ravens, 21-19 Bal.	- 60,558	11-12-01 - Ravens, 16-10 @ Ten.	- 68,798
10-11-98 - Titans, 12-8 Bal.	- 68,561	11-24-02 - Ravens, 13-12 Bal.	- 69,365
12-6-98 - Titans, 16-14 @ Ten.	- 31,124	9-18-05 - Titans, 25-10 @ Ten.	- 69,149
10-10-99 - Titans, 14-11 @ Ten.	- 65,486		
12-5-99 - Ravens, 41-14 Bal.	- 67,854		

Postseason Series Tied, 1-1

1/7/01 - Ravens, 24-10 @ Ten.	- 68,527
Divisional Playoff	
1/3/04 - Titans, 20-17 Bal.	- 69,452
Wild Card	

RAVENS VS. AFC EAST

BUFFALO BILLS — HEAD COACH DICK JAURON

Bills Lead Preseason Series, 2-1

8-23-96 - Ravens, 37-14 @ Buf.	- 51,905
8-22-97 - Bills, 31-28 Bal.	- 54,473
8-9-03 - Bills, 28-10 Bal.	- 68,550

Regular Season Series Tied, 1-1

10-31-99 - Bills, 13-10 Bal.	- 68,673
10-24-04 - Ravens, 20-6 Bal.	- 69,809

MIAMI DOLPHINS — HEAD COACH NICK SABAN

Preseason Series, No Meetings

Dolphins Lead Regular Season Series, 4-1

10-19-97 - Dolphins, 24-13 Bal.	- 64,354
9-17-00 - Dolphins, 19-6 @ Mia.	- 73,464
11-17-02 - Dolphins, 26-7 @ Mia.	- 73,013
11-16-03 - Dolphins, 9-6 @ Mia.	- 73,333 (OT)
1-2-05 - Ravens, 30-23 Bal.	- 69,843

Ravens Lead Postseason Series, 1-0

1-13-02 - Ravens, 20-3 @ Mia.	- 72,251
Wild Card	

NEW ENGLAND PATRIOTS — HEAD COACH BILL BELICHICK

Preseason Series, No Meetings

Patriots Lead Regular Season Series, 3-0

10-6-96 - Patriots, 46-38 Bal.	- 63,569
1-2-00 - Patriots, 20-3 @ NE	- 50,263
11-28-04 - Patriots, 24-3 @ NE	- 68,756

NEW YORK JETS — HEAD COACH ERIC MANGINI

Jets Lead Preseason Series, 3-2

8-8-97	- Jets, 39-29 @ NYJ	- 23,067
8-16-98	- Ravens, 33-0 @ NYJ	- 47,906
8-22-00	- Ravens, 10-0 Bal.	- 66,588
8-18-01	- Jets, 16-3 @ NYJ	- 76,406
8-15-02	- Jets, 34-16 Bal.	- 67,681

Ravens Lead Regular Season Series, 4-1

11-2-97	- Jets, 19-16 (OT) @ NYJ	- 59,524
9-13-98	- Ravens, 24-10 @ NYJ	- 70,063
12-24-00	- Ravens, 34-20 Bal.	- 69,184
11-14-04	- Ravens, 20-17 @ NYJ OT	- 77,826
10-2-05	- Ravens, 13-3 Bal.	- 70,479

RAVENS VS. AFC WEST

DENVER BRONCOS — HEAD COACH MIKE SHANAHAN

Preseason Series, No Meetings

Ravens Lead Regular Season Series, 3-2

10-20-96	- Broncos, 45-34 @ Den.	- 70,453
9-30-01	- Ravens, 20-13 @ Den.	- 75,082
9-30-02	- Ravens, 34-23 Bal.	- 69,638
10-26-03	- Ravens, 26-6 Bal.	- 69,721
12-11-05	- Broncos, 12-10 @ Den.	- 75,651

Ravens Lead Postseason Series, 1-0

12-31-00	- Ravens, 21-3 Bal.	- 69,638
	Wild Card	

KANSAS CITY CHIEFS — HEAD COACH HERM EDWARDS

Preseason Series, No Meetings

Chiefs Lead Regular Season Series, 3-0

10-21-99	- Chiefs, 35-8 Bal.	- 68,771
9-28-03	- Chiefs, 17-10 Bal.	- 69,459
10-4-04	- Chiefs, 27-24 Bal.	- 69,827

OAKLAND RAIDERS — HEAD COACH ART SHELL

Preseason Series, No Meetings

Ravens Lead Regular Season Series, 2-1

9-1-96	- Ravens, 19-14 Bal.	- 64,124
11-8-98	- Ravens, 13-10 Bal.	- 69,037
12-14-03	- Raiders, 20-12 @ Oak.	- 45,398

Ravens Lead Postseason Series, 1-0

1-14-01	- Ravens, 16-3 @ Oak.	- 62,784
	AFC Championship	

SAN DIEGO CHARGERS — HEAD COACH MARTY SCHOTTENHEIMER

Preseason Series, No Meetings

Regular Season Series Tied, 2-2

9-28-97	- Chargers, 21-17 @ SD	- 54,094
11-15-98	- Chargers, 14-13 @ SD	- 54,388
12-10-00	- Ravens, 24-3 Bal.	- 68,805
9-21-03	- Ravens, 24-10 @ SD	- 52,028

RAVENS VS. NFC NORTH

CHICAGO BEARS — HEAD COACH LOVIE SMITH

Ravens lead Preseason Series, 1-0

8-8-98 - Ravens, 19-14 @ Chi. - 65,938

Bears Lead Regular Season Series, 2-1

12-20-98 - Bears, 24-3 @ Chi. - 40,853

9-9-01 - Ravens, 17-6 Bal. - 69,365

10-23-05 - Bears, 10-6 @ Chi. - 62,102

DETROIT LIONS — HEAD COACH ROD MARINELLI

Ravens Lead Preseason Series, 2-1

8-9-02 - Ravens, 12-6 Bal. - 67,421

8-28-04 - Ravens, 17-6 Bal. - 69,552

Regular Season Series Tied, 1-1

12-27-98 - Ravens, 19-10 Bal. - 68,045

10-9-05 - Lions, 35-17 @ Det. - 61,201

GREEN BAY PACKERS — HEAD COACH MIKE MCCARTHY

Packers Lead Preseason Series, 1-0

8-17-96 - Packers, 17-15 Bal. - 62,025

Packers Lead Regular Season Series, 2-1

10-25-98 - Packers, 28-10 @ GB - 59,860

10-14-01 - Packers, 31-23 @ GB - 59,866

12-19-05 - Ravens, 48-3 Bal. - 70,604

MINNESOTA VIKINGS — HEAD COACH BRAD CHILDRESS

Preseason Series, No Meetings

Ravens Lead Regular Season Series, 2-1

12-13-98 - Vikings, 38-28 Bal. - 69,074

1-7-02 - Ravens, 19-3 Bal. - 69,465

12-25-05 - Ravens, 30-23 Bal. - 70,246

RAVENS VS. NFC SOUTH

ATLANTA FALCONS — HEAD COACH JIM MORA JR.

Ravens Lead Preseason Series, 3-1

8-21-99 - Ravens, 19-6 @ Atl. - 44,843

8-16-03 - Ravens, 13-10 @ Atl. - 68,237

8-12-04 - Ravens, 24-0 Bal. - 69,299

8-13-05 - Falcons, 16-3 @ Atl. - 67,123

Regular Season Series Tied, 1-1

10-3-99 - Ravens, 19-13 OT @ Atl. - 50,712

11-3-02 - Falcons, 20-17 @ Atl. - 68,532

CAROLINA PANTHERS — HEAD COACH JOHN FOX

Ravens Lead Preseason Series, 2-1

8-28-99 - Ravens, 28-24 Bal. - 66,247

8-18-00 - Ravens, 24-13 @ Car. - 72,551

8-23-01 - Panthers, 20-17 Bal. - 66,619

Panthers Lead Regular Season Series, 2-0

12-15-96 - Panthers, 27-16 @ Car. - 70,075

9-8-02 - Panthers, 10-7 @ Car. - 70,386

NEW ORLEANS SAINTS — HEAD COACH SEAN PAYTON

Ravens Lead Preseason Series, 1-0

8-26-05 - Ravens, 21-6 @ NO - 44,485

Ravens Lead Regular Season Series, 2-1

9-29-96 - Ravens, 17-10 Bal. - 61,063
12-19-99 - Ravens, 31-8 Bal. - 67,597
12-8-02 - NO, 37-25 Bal. - 69,334

TAMPA BAY BUCCANEERS — HEAD COACH JON GRUDEN

Preseason Series, No Meetings

Bucs Lead Regular Season Series, 2-0

12-29-01 - Bucs, 22-10 @ TB - 65,619
9-15-02 - Bucs, 25-0 Bal. - 69,304

RAVENS VS. NFC EAST

DALLAS COWBOYS — HEAD COACH BILL PARCELLS

Preseason Series, No Meetings

Ravens Lead Regular Season Series, 2-0

11-19-00 - Ravens, 27-0 Bal. - 69,416
11-21-04 - Ravens, 30-10 Bal. - 69,924

NEW YORK GIANTS — HEAD COACH TOM COUGHLIN

Ravens Lead Preseason Series, 6-3

8-10-96 - Ravens, 37-27 @ NYG - 39,799
8-2-97 - Giants, 21-20 Bal. - 53,268
8-28-98 - Ravens, 14-6 @ NYG - 48,754
9-3-99 - Ravens, 28-24 Bal. - 60,092
8-25-00 - Ravens, 24-17 @ NYG - 76,527
8-31-01 - Ravens, 38-9 Bal. - 66,197
8-29-02 - Giants, 13-0 @ NYG - 76,572
8-28-03 - Giants, 30-24 Bal. - 68,169
9-2-04 - Ravens, 27-17 @ NYG - 75,498

Ravens Lead Regular Season Series, 2-0

9-14-97 - Ravens, 24-23 @ NYG - 69,768
12-12-04 - Ravens, 37-14 Bal. - 69,856

Ravens Lead Postseason Series, 1-0

1-28-01 - Ravens, 34-7 @ TB - 71,921
Super Bowl

PHILADELPHIA EAGLES — HEAD COACH ANDY REID

Ravens Lead Preseason Series, 5-3

8-3-96 - Ravens, 17-9 Bal. - 63,804
8-16-97 - Eagles, 24-13 @ Phi. - 60,939
8-24-98 - Ravens, 23-6 Bal. - 65,970
8-12-99 - Ravens, 10-7 @ Phi. - 43,552
8-5-00 - Ravens, 16-13 Bal. - 65,459
8-13-01 - Game Cancelled - Field Conditions
8-23-02 - Ravens, 13-12 Bal. - 58,443
8-20-04 - Eagles, 26-17 @ Phi. - 67,218
8-20-05 - Eagles, 20-14 Bal. - 70,303

Eagles Lead Regular Season Series, 1-1-1

11-16-97 - Tie, 10-10 OT Bal. - 63,546
10-31-04 - Eagles, 15-10 @ Phi. - 67,715
12-19-99 - Ravens, 31-8 Bal. - 67,597

WASHINGTON REDSKINS — HEAD COACH JOE GIBBS

Preseason Series Tied 1-1

8-23-03 - Redskins, 24-3 @ Was. - 70,460
9-1-05 - Ravens, 26-20 OT Bal. - 69,885

Ravens Lead Regular Season Series, 2-1

10-26-97 - Ravens, 20-17 @ Was. - 75,067
10-15-00 - Redskins, 10-3 @ Was. - 83,252
10-10-04 - Ravens, 17-10 @ Was. - 90,287

RAVENS VS. NFC WEST

ARIZONA CARDINALS — HEAD COACH DENNIS GREEN

Preseason Series, No Meetings

Ravens Lead Regular Season Series, 2-1

11-28-97 - Cardinals, 16-13 Bal. - 53,976
12-17-00 - Ravens, 13-7 @ Ari. - 37,452
10-12-03 - Ravens, 26-18 @ Ari. - 24,193

ST. LOUIS RAMS — HEAD COACH SCOTT LINEHAN

Preseason Series, No Meetings

Rams Lead Regular Season Series, 2-1

10-27-96 - Ravens, 37-31 Bal. (OT) - 60,256
9-12-99 - Rams, 27-10 @ STL - 62,100
11-9-03 - Rams, 33-22 @ STL - 66,085

SAN FRANCISCO 49ERS — HEAD COACH MIKE NOLAN

Preseason Series, No Meetings

Regular Season Series Tied, 1-1

11-17-96 - 49ers, 38-20 @ SF - 51,596
11-30-03 - Ravens, 44-6 Bal. - 69,549

SEATTLE SEAHAWKS — HEAD COACH MIKE HOLMGREN

Preseason Series, No Meetings

Ravens Lead Regular Season Series, 2-0

12-7-97 - Ravens, 31-24 Bal. - 54,395
11-23-03 - Ravens, 44-41 Bal. (OT) - 69,477

RAVENS ALL-TIME SHUTOUTS

DATE/OPPONENT	SCORE	TOTAL YDS. ALLOWED	SACKS/ YARDS	LEADING TACKLER
12/26/99 Cincinnati	22-0	280	7/39	R. Lewis (11)
9/3/00 @ Pittsburgh	16-0	229	1/6	R. Lewis (7)
9/24/00 Cincinnati	37-0	109	4/15	M. McCrary (7)
10/1/00 @ Cleveland	12-0	230	1/9	R. Lewis (10)
11/19/00 Dallas	27-0	193	1/1	R. Lewis (8)
12/23/01 Cincinnati	16-0	305	3/22	R. Lewis (12)
12/21/03 @ Cleveland	35-0	241	5/30	R. Lewis (12)

1996 STATISTICS

RESULTS AND ATTENDANCE

WON 4, LOST 12

09/01	W	19-14	Oakland	64,124
09/08	L	17-31	at Pittsburgh	57,241
09/15	L	13-29	at Houston	20,082
09/22			BYE WEEK	
09/29	W	17-10	New Orleans	61,063
10/06	L	38-46	New England	63,569
10/13	L	21-26	at Indianapolis	56,978
10/20	L	34-45	at Denver	70,453
10/27	W	37-31 (OT)	St. Louis	60,256
11/03	L	21-24	Cincinnati	60,743
11/10	L	27-30	at Jacksonville	64,628
11/17	L	20-38	at San Francisco	51,596
11/24	L	25-28 (OT)	Jacksonville	57,384
12/01	W	31-17	Pittsburgh	51,822
12/08	L	14-21	at Cincinnati	43,022
12/15	L	16-21	at Carolina	70,075
12/22	L	21-24	Houston	52,704

TEAM STATISTICS

	RAVENS	OPPONENT
TOTAL FIRST DOWNS	338	351
Rushing	108	115
Passing	208	213
Penalty	22	23
3rd Down: Made/Att	88/201	108/224
3rd Down Pct.	43.8	48.2
4th Down: Made/Att	4/10	7/13
4th Down Pct.	40.0	53.8
TOTAL NET YARDS	5723	5889
Avg. Per Game	357.7	368.1
Total Plays	1024	1075
Avg. Per Play	5.6	5.5
NET YARDS RUSHING	1745	1920
Avg. Per Game	109.1	120.0
Total Rushes	416	508
NET YARDS PASSING	3978	3969
Avg. Per Game	248.6	248.1
Sacked/Yards Lost	38/296	30/146
Gross Yards	4274	4115
Att./Completions	570/335	537/350
Completion Pct.	58.8	65.2
Had Intercepted	20	15
PUNTS/AVERAGE	69/43.2	68/42.4
NET PUNTING AVG.	37.8	35.6
PENALTIES/YARDS	94/818	104/744
FUMBLES/BALL LOST	23/13	23/7
TOUCHDOWNS	45	50
Rushing	10	18
Passing	34	27
Returns	1	5

SCORE BY PERIODS

	1	2	3	4	OT	PTS				
RAVENS	70	129	64	102	6	371				
Opponents	88	128	92	130	3	441				
SCORING	R	P	KR	DR	PAT	FG	2R	2P	S	TP
Stover	0	0	0	0	34/35	19/25	0	0	0	91
Jackson	0	14	0	0	0/0	0/0	0	2	0	88
Alexander	0	9	0	0	0/0	0/0	0	1	0	56
Byner	4	1	0	0	0/0	0/0	0	0	0	30
Morris	4	1	0	0	0/0	0/0	0	0	0	30
Testaverde	2	0	0	0	0/0	0/0	1	0	0	14
Turner	0	2	0	0	0/0	0/0	0	0	0	12
Arvie	0	1	0	0	0/0	0/0	0	0	0	6
Alexander	0	0	0	1	0/0	0/0	0	0	0	6
Caldwell	0	0	1	0	0/0	0/0	0	0	0	6
Green	0	1	0	0	0/0	0/0	0	0	0	6
Jones	0	1	0	0	0/0	0/0	0	0	0	6
Kinchen	0	1	0	0	0/0	0/0	0	0	0	6
Lewis	0	1	0	0	0/0	0/0	0	0	0	6
Ogden	0	1	0	0	0/0	0/0	0	0	0	6
Williams	0	1	0	0	0/0	0/0	0	0	0	6
Gardner	0	0	0	0	0/0	0/0	1	0	0	2
RAVENS	10	34	0	1	34/35	19/25	2	3	0	371
Opponents	18	27	0	5	41/41	28/31	3	4	1	441

2-Pt. Conversions: RAVENS 5-9; Opponents 7-9

SACKS: Caldwell 4.5, Pleasant 4.0, Croel 3.0, Burnett 3.0, Williams 3.0, Thompson 3.0, Goad 3.0, Lewis 2.5, Fortune 1.0, Jones 1.0, Lyle 1.0, Brady 0.5, Footman 0.5

RAVENS 30.0; Opponents: 38.0

PASSING	ATT	COMP	YARDS	COMP%	AVG/ATT
Testaverde	549	325	4177	59.2	7.61
Zeier	21	10	97	47.6	4.62
RAVENS	570	335	4274	58.8	7.50
Opponents	537	350	4115	65.2	7.66

RUSHING

	NO	YDS	AVG	LG	TD
Morris	172	737	4.3	19	4
Byner	159	634	4.0	42	4
Testaverde	34	188	5.5	22	2
Gardner	26	108	4.2	19	0
Hoard	15	61	4.1	10	0
Turner	2	12	6.0	6	0
Zeier	2	8	4.0	5	0
Hunter	1	0	0.0	0	0
Montgomery	1	0	0.0	0	0
Alexander	3	0	0.0	12	0
Lewis	1	-3	-3.0	3	0
RAVENS	416	1745	4.2	42	10
Opponents	508	1920	3.8	71	18

RECEIVING

	NO	YDS	AVG	LG	TD
Jackson	76	1201	15.8	86	14
Alexander	62	1099	17.7	64	9
Kinchen	55	581	10.6	29	1
Turner	38	461	12.1	27	2
Byner	30	270	9.0	40	1
Morris	25	242	9.7	52	1
Green	15	150	10.0	23	1
Williams	13	85	6.5	19	1
Gardner	7	28	4.0	7	0
Lewis	5	78	15.6	24	1
Ethridge	2	24	12.0	15	0
Bishop	2	22	11.0	13	0
Hunter	1	25	25.0	25	0
Hoard	1	4	4.0	4	0
Jones	1	2	2.0	2	1
Ogden	1	1	1.0	1	1
Arvie	1	1	1.0	1	1
RAVENS	335	4274	12.8	86	34
Opponents	350	4115	11.8	55	27

INTERCEPTIONS

	NO	YDS	AVG	LG	TD
Langham	5	59	11.8	28	0
Turner	5	1	0.2	1	0
Caldwell	1	45	45.0	45	1
Adams	1	16	16.0	16	0
Croel	1	16	16.0	16	0
Moore	1	10	10.0	10	0
Lewis	1	0	0.0	0	0
RAVENS	15	147	9.8	45	1
Opponents	20	349	17.5	68	3

PUNTING

	NO	YDS	AVG	TB	In	LG	Blk
Montgomery	68	2980	43.8	5	23	67	1
Team	1	0	0.0	0	0	0	0
RAVENS	69	2980	43.2	5	23	67	1
Opponents	68	2881	42.4	5	27	64	0

PUNT RETURNS

	Ret	FC	YDS	AVG	LG	TD
Lewis	36	13	339	9.4	46	0
Alexander	1	0	15	15.0	15	0
Ethridge	1	0	3	3.0	3	0
Hunter	0	1	0	-	0	0
RAVENS	38	14	357	9.4	46	0
Opponents	27	14	273	10.1	47	0

KICKOFF RETURNS

	NO	YDS	AVG	LG	TD
Lewis	41	883	21.5	44	0
Baldwin	20	405	20.3	34	0
Hunter	9	178	19.8	29	0
Ethridge	8	171	21.4	29	0
Byner	4	61	15.3	19	0
Kinchen	1	19	19.0	19	0
Alexander	1	13	13.0	13	0
Morris	1	3	3.0	3	0
Isaia	1	2	2.0	2	0
Frederick	0	-1	0.0	-1	0
RAVENS	86	1734	20.2	44	0
Opponents	70	1402	20.0	51	0

FIELD GOALS

	1-19	20-29	30-39	40-49	50+
Stover	0/0	8/8	5/6	5/10	1/1
RAVENS	0/0	8/8	5/6	5/10	1/1
Opponents	0/0	11/11	10/11	5/7	2/2

St over: (25,37); (29); (0); (38, 48SH, 49WL); (0); (45,33); (43WL, 50, 32WL); (0); (21,21); (43,25); (21,29,41,33,49WR); (40); (45SH); (37,46,25); (0)

Opponents: (0); (35); (41,44); (23,38WL); (22,25,50); (27,30); (34); (50,38,36); (41,49,34); (23,33,24); (27); (29,41WL,34); (22); (49SH,23,26); (29,44); (37)

TD	TD%	INT	INT%	LG	TKLD/LOST	RATING
33	6.0	19	3.5	86	34/270	88.7
3	1.4	1	0.2	15	4/26	57.0
34	6.0	20	3.5	86	38/296	87.6
27	5.0	15	2.8	55	30/146	93.4

HISTORY

1996 DEFENSIVE STATISTICS

FROM COACHES VIDEO

PLAYER	TT	SOLO	AS	SACKS	YDS	PD	FR	FF	INT
Lewis, Ray	142	104	38	2.5	8.5	6	0	0	1
Turner, Eric	112	80	32	0.0	0.0	15	0	0	5
Moore, Stevon	108	78	30	0.0	0.0	5	1	0	1
Croel, Mike	81	56	25	3.0	11.0	1	0	2	1
Caldwell, Mike	76	49	27	4.5	35.5	3	0	1	1
Brady, Donny	66	53	13	0.5	4.5	10	1	0	0
Jones, James	59	37	22	1.0	5.0	3	0	1	0
Langham, Antonio	47	39	8	0.0	0.0	21	0	0	5
Goganious, Keith	47	33	14	0.0	0.0	0	0	0	0
Sutter, Ed	46	25	21	0.0	0.0	2	0	0	0
Williams, Jerrol	43	30	13	3.0	8.0	0	1	2	0
Good, Tim	42	29	13	3.0	19.0	1	0	0	0
Frederick, Mike	37	23	14	0.0	0.0	1	0	0	0
Pleasant, Anthony	33	28	5	4.0	23.0	1	1	0	0
Footman, Dan	32	22	10	0.5	1.5	1	0	2	0
Adams, Vashone	29	23	6	0.0	0.0	4	0	0	1
Burnett, Rob	29	20	9	3.0	17.0	0	0	1	0
Jenkins, Deron	24	19	5	0.0	0.0	2	1	1	0
Booth, Issac	18	15	3	0.0	0.0	6	0	0	0
Fortune, Elliott	16	11	5	1.0	4.0	0	0	0	0
Thompson, Bennie	15	10	5	3.0	5.0	2	0	0	0
Lyle, Rick	12	7	5	1.0	4.0	0	0	0	0
Brew, Dorian	4	4	0	0.0	0.0	0	0	0	0
Turner, Floyd	0	0	0	0.0	0.0	0	0	1	0
Powell, Craig	0	0	0	0.0	0.0	0	0	0	0

1996 SPECIAL TEAMS STATISTICS

FROM COACHES VIDEO

PLAYER	TT	SOLO	AS	FR	FF	BK
Thompson, Bennie	15	10	5	0	0	0
Gardner, Carwell	13	8	5	0	0	0
Sutter, Ed	11	8	3	1	0	0
Adams, Vashone	11	6	5	0	0	0
Jenkins, Deron	10	7	3	0	2	0
Goganious, Keith	10	6	4	0	0	0
Powell, Craig	8	7	1	0	0	0
Langham, Antonio	7	4	3	0	1	0
Clark, Sedric	6	5	1	0	0	0
Kinchen, Brian	6	3	3	0	0	0
Booth, Issac	5	4	1	0	0	0
Daniels, Dexter	5	3	2	0	0	0
Williams, Jerrol	5	2	3	0	0	0
Byner, Earnest	4	4	0	0	0	0
Dowden, Corey	4	2	2	0	0	0
Brady, Donny	3	3	0	0	0	0
Brew, Dorian	3	2	1	0	0	0
Ethridge, Ray	2	2	0	1	0	0
Lewis, Jermaine	2	2	0	0	0	0
Baldwin, Randy	2	2	0	0	0	0
Hartley, Frank	2	1	1	0	0	0
Stover, Matt	1	1	0	0	0	0
Lewis, Ray	1	1	0	0	0	0
Moore, Stevon	1	0	1	0	0	0

TOP THREE

SOLO	SACKS	FF	FR	PD
104 Ray Lewis	4.5 Mike Caldwell	2 Mike Croel	1 5 players tied	21 Antonio Langham
80 Eric Turner	4 Anthony Pleasant	2 Dan Footman		15 Eric Turner
78 Stevon Moore	5 3 players tied	2 Jerrol Williams		10 Donny Brady

1996 USUAL STARTING LINEUPS

OFFENSE		DEFENSE	
WR1	81 Michael Jackson	LDE	90 Rob Burnett
WR2	82 Derrick Alexander	NT	97 James Jones
LT	66 Tony Jones	RDE	99 Anthony Pleasant
LG	75 Jonathan Ogden	LOLB	51 Mike Croel
C	61 Steve Everitt	LILB	52 Ray Lewis
63	Wally Williams	RILB	56 Mike Caldwell
RG	69 Jeff Blackshear	ROLB	57 Jerrol Williams
63	Wally Williams		50 Keith Goganious
RT	77 Orlando Brown	LCB	38 Antonio Langham
TE	88 Brian Kinchen	RCB	24 Donny Brady
QB	12 Vinny Testaverde	SS	27 Stevon Moore
RB	33 Bam Morris	FS	29 Eric Turner
21	Earnest Byner		
FB	35 Carwell Gardner		

1996 RAVENS COACHES

Ted Marchibroda, Head Coach; **Kirk Ferentz**, Assistant Head Coach-Offense; **Marvin Lewis**, Defensive Coordinator; **Maxie Baughan**, Linebackers; **Jacob Burney**, Defensive Line; **Pat Hill**, Tight Ends/Offensive Line; **Al Lavan**, Running Backs; **Scott O'Brien**, Special Teams; **Alvin Reynolds**, Secondary; **Mike Sheppard**, Wide Receivers; **Jerry Simmons**, Strength and Conditioning; **Don Strock**, Quarterbacks; **Eric Mangini**, Quality Control/Offense; **Jim Schwartz**, Quality Control/Defense; **John Settle**, Quality Control/Special Teams

1996 RAVENS HONOR ROLL

Pro Bowl: S Eric Turner (2nd alternate, started); QB Vinny Testaverde (3rd QB)

All Pro: LG Jonathan Ogden (*SI, Dallas Morning News*)

Ravens Roost Unsung Hero: RB Earnest Byner

Ravens Roost Extra Effort Award: TE Brian Kinchen

Ed Block Courage Award: DE Anthony Pleasant

BALTIMORE RAVENS 1996 SEASON REVIEW

Record	4-12	Trailing at Halftime	2-8
vs. AFC Central	1-7	Leading After 3 Quarters	2-4
vs. AFC	2-10	Trailing After 3 Quarters	2-8
vs. NFC	2-2	Winning Coin Toss	2-6
Home	4-4	Losing Coin Toss	2-6
Away	0-8	Decided by 7 Points or Less	3-6
On Grass	4-8	Decided by 3 Points or Less	0-4
Artificial Turf	0-4	When Scoring First	3-5
Outdoors	4-10	When Not Scoring First	1-7
Indoors	0-2	Overtime	1-1
Leading at Halftime	2-4	Preseason	3-1

1997 STATISTICS

RESULTS AND ATTENDANCE

WON 6, LOST 9, TIED 1

08/31	L	27-28	Jacksonville	61,018
09/07	W	23-10	Cincinnati	52,968
09/14	W	24-23	at New York	69,768
09/21	W	36-10	at Tennessee	17,737
09/28	L	17-21	at San Diego	54,094
10/05	L	34-42	Pittsburgh	64,421
10/12			BYE WEEK	
10/19	L	13-24	Miami	64,354
10/26	W	20-17	at Washington	75,067
11/02	L	16-19 (OT)	New York Jets	77,716
11/09	L	0-37	at Pittsburgh	56,669
11/16	T	10-10 (OT)	Philadelphia	63,546
11/23	L	13-16	Arizona	53,976
11/30	L	27-29	at Jacksonville	63,712
12/07	W	31-24	Seattle	54,395
12/14	W	21-19	Tennessee	60,558
12/21	L	14-16	at Cincinnati	50,917

TEAM STATISTICS

	RAVENS	OPPONENT
TOTAL FIRST DOWNS	292	306
Rushing	99	101
Passing	176	180
Penalty	17	25
3rd Down: Made/Att	82/227	94/233
3rd Down Pct.	36.1	40.3
4th Down: Made/Att	12/21	7/14
4th Down Pct.	57.1	50.0
TOTAL NET YARDS	5291	5363
Avg. Per Game	330.7	335.2
Total Plays	1043	1068
Avg. Per Play	5.1	5.0
NET YARDS RUSHING	1589	1690
Avg. Per Game	99.3	105.6
Total Rushes	420	470
NET YARDS PASSING	3702	3673
Avg. Per Game	231.4	229.6
Sacked/Yards Lost	37/227	42/293
Gross Yards	3929	3966
Att./Completions	586/338	556/332
Completion Pct.	57.7	59.7
Had Intercepted	16	17
PUNTS/AVERAGE	83/42.7	82/44.0
NET PUNTING AVG.	36.6	35.5
PENALTIES/YARDS	101/777	106/822
FUMBLES/BALL LOST	37/17	23/11
TOUCHDOWNS	35	39
Rushing	7	17
Passing	25	20
Returns	3	2

SCORE BY PERIODS

	1	2	3	4	OT	PTS
RAVENS	67	98	58	103	0	326
Opponents	89	92	81	80	3	345

SCORING

	R	P	KR	DR	PAT	FG	2R	2P	S	TP
Stover	0	0	0	0	32/32	26/34	0	0	0	110
Alexander	0	9	0	0	0/0	0/0	0	0	0	54
Lewis	0	6	2	0	0/0	0/0	0	0	0	48
Green	0	5	0	0	0/0	0/0	0	0	0	30
Jackson	0	4	0	0	0/0	0/0	0	1	0	26
Morris	4	0	0	0	0/0	0/0	0	0	0	24
Graham	2	0	0	0	0/0	0/0	0	0	0	12
Cotton	1	0	0	0	0/0	0/0	0	0	0	6
Kinchen	0	1	0	0	0/0	0/0	0	0	0	6
Langham	0	0	0	1	0/0	0/0	0	0	0	6
Byner	0	0	0	0	0/0	0/0	0	1	0	2
Team Stat	0	0	0	0	0/0	0/0	0	0	1	2
RAVENS	7	25	2	1	32/32	26/34	0	2	1	326
Opp.	17	20	1	1	33/35	24/34	1	1	1	345

2-Pt. Conversions: RAVENS 2-3; Opponents 2-4

SACKS: Boulware 11.5, McCrary 9.0, Jones 6.0, Burnett 4.0, Lewis 4.0, Sharper 3.0, Washington 2.0, Herring 1.0, Langham 1.0, Brown 0.5
RAVENS 42.0; Opponents: 37.0

	PASSING	ATT	COMP	YARDS	COMP%	AVG/ATT
Testaverde	470	271	2971	57.7	6.32	
Zeier	116	67	958	57.8	8.26	
RAVENS	586	338	3929	57.7	6.70	
Opponents	556	332	3966	59.7	7.13	

RUSHING

	NO	YDS	AVG	LG	TD
Morris	204	774	3.8	25	4
Byner	84	313	3.7	19	0
Graham	81	299	3.7	19	2
Testaverde	34	138	4.1	16	0
Lewis	3	35	11.7	24	0
Zeier	10	17	1.7	12	0
Montgomery	1	11	11.0	11	0
Cotton	2	2	1.0	1	1
Alexander	1	0	0.0	0	0
RAVENS	420	1589	3.8	25	7
Opponents	470	1690	3.6	74	17

RECEIVING

	NO	YDS	AVG	LG	TD
Jackson	69	918	13.3	54	4
Alexander	65	1009	15.5	92	9
Green	65	601	9.2	37	5
Lewis	42	648	15.4	42	6
Morris	29	176	6.1	15	0
Byner	21	128	6.1	17	0
Yarborough	16	183	11.4	26	0
Graham	12	51	4.3	19	0
Kinchen	11	95	8.6	24	1
Roe	7	124	17.7	29	0
Testaverde	1	-4	-4.0	-4	0
RAVENS	338	3929	11.6	92	25
Opponents	332	3966	11.9	77	20

INTERCEPTIONS

	NO	YDS	AVG	LG	TD
Moore	4	56	14.0	38	0
Daniel	3	60	20.0	43	0
Langham	3	40	13.3	40	1
Staten	2	12	6.0	9	0
Brown	1	21	21.0	21	0
Lewis	1	18	18.0	18	0
Jones	1	15	15.0	15	0
Jenkins	1	15	15.0	15	0
Sharper	1	4	4.0	0	0
RAVENS	17	241	14.2	43	1
Opponents	16	118	7.4	42	0

PUNTING

	NO	YDS	AVG	TB	In	LG	Blk
Montgomery	83	3540	42.7	2	24	60	0
RAVENS	83	3540	42.7	2	24	60	0
Opponents	82	3611	44.0	7	24	63	0

PUNT RETURNS

	Ret	FC	YDS	AVG	LG	TD
Lewis	28	13	437	15.6	89	2
Roe	8	0	72	9.0	14	0
Ethridge	5	1	21	4.2	16	0
Alexander	1	0	34	34.0	34	0
RAVENS	42	14	564	13.4	89	2
Opponents	53	11	460	8.7	60	0

KICKOFF RETURNS

	NO	YDS	AVG	LG	TD
Lewis	41	905	22.1	51	0
Roe	9	189	21.0	33	0
Graham	6	115	19.2	24	0
Brew	5	88	17.6	24	0
Singleton	4	64	16.0	19	0
Ethridge	2	37	18.5	22	0
Morris	1	23	23.0	23	0
Holmes	1	14	14.0	14	0
McCloud	1	0	0.0	0	0
Byner	1	0	0.0	0	0
RAVENS	71	1435	20.2	51	0
Opponents	59	1323	22.4	97	0

FIELD GOALS

	1-19	20-29	30-39	40-49	50+
Stover	0/0	8/9	12/12	6/11	0/2
RAVENS	0/0	8/9	12/12	6/11	0/2
Opponents	0/0	10/10	6/6	7/16	1/2

Stover:(33,25);(37,32,41);(37);(38,46WL,42,49,34,36);(47,35,28);(34);(38,23);(48SH,34,28);(41,22,24);();(23,53WR);(46,34);();(24,45WR,42WR);(50BL,27BL);(44WR)
Opponents:(43WL);(46,51WL,43WL,46BL);(41WR,27,41WR);(45,41WR);(49WL);();(23);(26);(47WR,28,33,31,37);(52,22,39);(33,40WL);(22,27,43);(41,42,31,29,22);();(25,40);(44)

	TD	TD%	INT	INT%	LG	TKLD/LOST	RATING
18	3.8	15	3.2	54	20/129	75.9	
7	6.0	1	0.9	92	17/98	101.1	
25	4.3	16	2.7	92	37/227	80.9	
20	3.6	17	3.1	77	42/293	80.8	

HISTORY

1997 DEFENSIVE STATISTICS

FROM COACHES VIDEO

PLAYER	TT	SOLO	AS	SACKS	YDS	PD	FR	FF	INT
Lewis, Ray	210	163	47	4.0	27.0	9	0	1	1
Moore, Stevon	86	63	23	0.0	0.0	9	0	2	4
McCrary, Michael	80	59	21	9.0	70.5	2	2	0	0
Sharper, Jamie	79	57	22	3.0	24.0	3	0	1	1
Jones, James	75	50	25	6.0	44.0	1	1	3	0
Boulware, Peter	66	42	24	11.5	70.5	0	1	0	0
Burnett, Rob	59	40	19	4.0	36.0	1	1	0	0
Langham, Antonio	51	41	10	1.0	0.0	14	0	1	3
Herring, Kim	51	34	17	1.0	4.0	1	0	1	0
Jenkins, DeRon	44	40	4	0.0	0.0	7	1	0	1
Siragusa, Tony	44	30	14	0.0	0.0	2	1	0	0
Jones, Rondell	40	32	8	0.0	0.0	4	1	0	1
Webster, Larry	34	25	9	0.0	0.0	0	0	0	0
Brady, Donny	33	29	4	0.0	0.0	7	1	0	0
Staten, Ralph	30	22	8	0.0	0.0	6	0	0	2
Washington, Keith	24	17	7	2.0	16.0	1	0	1	0
Brown, Cornell	17	12	5	0.5	1.0	2	0	2	1
Daniel, Eugene	17	9	8	0.0	0.0	7	0	0	3
Frederick, Mike	10	8	2	0.0	0.0	1	1	0	0
McCloud, Tyrus	9	5	4	0.0	0.0	1	0	0	0
Ward, Chris	3	3	0	0.0	0.0	0	0	0	0
Thompson, Bennie	3	3	0	0.0	0.0	1	0	0	0
Brew, Dorian	3	2	1	0.0	0.0	0	0	0	0
Williams, John	2	2	0	0.0	0.0	2	0	0	0
Taylor, Leland	1	0	1	0.0	0.0	0	0	0	0

1997 SPECIAL TEAMS STATISTICS

FROM COACHES VIDEO

PLAYER	TT	SOLO	AS	FR	FF	BK
Brady, Donny	19	17	2	0	0	0
Thompson, Bennie	18	18	0	2	1	0
Herring, Kim	10	9	1	1	0	0
Vinson, Tony	9	9	0	0	0	0
McCloud, Tyrus	9	7	2	1	0	0
Brown, Cornell	8	8	0	0	0	0
Williams, John	7	7	0	0	0	0
Washington, Keith	5	5	0	0	0	0
Jenkins, DeRon	5	4	1	0	0	0
Kinchen, Brian	4	3	1	0	1	0
Moore, Stevon	3	3	0	0	0	0
Byner, Earnest	2	2	0	2	0	0
Graham, Jay	2	2	0	1	0	0
Sharper, Jamie	2	2	0	0	0	0
Langham, Antonio	2	2	0	0	0	0
Holmes, Priest	2	2	0	0	0	0
Jones, Rondell	2	1	1	0	0	1
Brew, Dorian	1	1	0	0	0	0
Peters, Tyrrell	1	1	0	0	0	0
Montgomery, Greg	1	1	0	0	0	0
Ethridge, Ray	1	1	0	0	0	0
Stover, Matt	1	1	0	0	0	0
Cotton, Kenyon	1	0	1	0	0	0
Staten, Ralph	1	0	1	0	0	0
Ofofide, A.J.	1	0	1	0	0	0
Burnett, Rob	0	0	0	0	0	1

TOP THREE

SOLO	SACKS	FF	FR	PD
163 Ray Lewis	11.5 Peter Boulware	3 James Jones	2 Michael McCrary	14 Antonio Langham
63 Stevon Moore	9.0 Michael McCrary	2 Cornell Brown	1 7 players tied	9 Ray Lewis
59 Michael McCrary	6.0 James Jones	2 Stevon Moore		9 Stevon Moore

1997 USUAL STARTING LINEUPS

OFFENSE	DEFENSE
WR1 81 Michael Jackson	LDE 90 Rob Burnett
WR2 82 Derrick Alexander	LDT 97 James Jones
LT 75 Jonathan Ogden	RDT 98 Tony Siragusa
LG 65 Ben Caval	RDE 99 Michael McCrary
62 Leo Goetas	LLB 58 Peter Boulware
C 63 Wally Williams	MLB 52 Ray Lewis
67 Quentin Neujahr	RLB 55 Jamie Sharper
RG 69 Jeff Blackshear	LCB 38 Antonio Langham
RT 77 Orlando Brown	RCB 25 DeRon Jenkins
TE 86 Eric Green	30 Eugene Daniel
QB 12 Vinny Testaverde	SS 27 Stevon Moore
WR3 84 Jermaine Lewis	FS 31 Rondell Jones
RB 33 Bam Morris	20 Kim Herring

1997 RAVENS COACHES

Ted Marchibroda, Head Coach; **Kirk Ferentz**, Assistant Head Coach-Offense; **Marvin Lewis**, Defensive Coordinator; **Maxie Baughan**, Linebackers; **Jacob Burney**, Defensive Line; **Al Lavan**, Running Backs; **Scott O'Brien**, Special Teams; **Alvin Reynolds**, Secondary; **Richard Mann**, Wide Receivers; **Jerry Simmons**, Strength and Conditioning; **Don Strook**, Quarterbacks; **Ken Whisenhunt**, Tight Ends; **Lester Erb**, Quality Control/Offense; **Jim Schwartz**, Quality Control/Defense; **John Settle**, Quality Control/Special Teams

1997 RAVENS HONOR ROLL

NFL Defensive Rookie of the Year: LB Peter Boulware

Pro Bowl: OT Jonathan Ogden (starter), Ray Lewis (1st alternate, played in game)

All Pro: OT Jonathan Ogden (SI, TSN, PFW, CPFW, FD), LB Ray Lewis (SI, CPFW)

Ravens Roost Unsung Hero: S Stevon Moore

Ravens Roost Extra Effort Award: S Bennie Thompson

Ed Block Courage Award: OL Wally Williams

BALTIMORE RAVENS 1997 SEASON REVIEW

Record	6-9-1	Leading After 3 Quarters	4-3-1
vs. AFC Central	3-5	Trailing After 3 Quarters	1-6
vs. AFC	4-8	Winning Coin Toss	2-4
vs. NFC	2-1-1	Losing Coin Toss	4-5-1
Home	3-4-1	Decided by 8 Points or less	4-7
Away	3-5	Decided by 3 Points or less	3-5-1
On Grass	5-6-1	When Scoring First	4-3-1
Artificial Turf	1-3	When Not Scoring First	2-6
Outdoors	6-9-1	Overtime	0-1-1
Indoors	0-0	Preseason	0-4
Leading at Halftime	4-1-1	When Allowing a 100-Yard Rusher	1-3
Tied at Halftime	1-1	When Allowing a 100-Yard Receiver	1-6
Trailing at Halftime	1-7	When Not Allowing a 100-Yard Rusher	5-6-1
Tied After 3 Quarters	1-0	When Not Allowing a 100-Yard Receiver	5-3-1

1998 STATISTICS

RESULTS AND ATTENDANCE

WON 6, LOST 10				
09/06	L	13-20	Pittsburgh	68,847
09/13	W	24-10	at New York Jets	70,063
09/20	L	10-24	at Jacksonville	67,069
09/27	W	31-24	Cincinnati	68,154
10/04			BYE WEEK	
10/11	L	8-12	Tennessee	68,561
10/18	L	6-16	at Pittsburgh	58,620
10/25	L	10-28	at Green Bay	59,860
11/01	L	19-45	Jacksonville	68,915
11/08	W	13-10	Oakland	69,037
11/15	L	13-14	at San Diego	54,388
11/22	W	20-13	at Cincinnati	52,571
11/29	W	38-31	Indianapolis	68,898
12/06	L	14-16	at Tennessee	31,124
12/13	L	28-38	Minnesota	69,074
12/20	L	3-24	at Chicago	40,853
12/27	W	19-10	Detroit	68,045

TEAM STATISTICS

	RAVENS	OPPONENT
TOTAL FIRST DOWNS	243	298
Rushing	86	90
Passing	140	180
Penalty	17	28
3rd Down: Made/Att	64/207	93/237
3rd Down Pct.	30.9	39.2
4th Down: Made/Att	6/15	4/11
4th Down Pct.	40.0	36.4
TOTAL NET YARDS	4498	5297
Avg. Per Game	281.1	331.1
Total Plays	926	1050
Avg. Per Play	4.9	5.0
NET YARDS RUSHING	1629	1705
Avg. Per Game	101.8	106.6
Total Rushes	408	472
NET YARDS PASSING	2869	3592
Avg. Per Game	179.3	224.5
Sacked/Yards Lost	41/283	39/286
Gross Yards	3152	3878
Att./Completions	477/272	539/316
Completion Pct.	57.0	58.6
Had Intercepted	15	17
PUNTS/AVERAGE	92/42.9	86/42.5
NET PUNTING AVG.	38.3	33.6
PENALTIES/YARDS	113/908	123/1013
FUMBLES/BALL LOST	31/15	17/6
TOUCHDOWNS	29	37
Rushing	16	12
Passing	16	20
Returns	6	5

SCORE BY PERIODS									
	1	2	3	4	OT	PTS			
RAVENS	79	63	41	86	0	269			
Opponents	96	104	85	50	0	335			
SCORING	R	P	KR	DR	PAT	FG	2P	S	3P
Stover	0	0	0	24/24	21/28	0	2R	0	0
Lewis	0	6	2	0	0/0	0	0	0	0
Holmes	7	0	0	0	0/0	0	0	0	0
Turner	0	5	0	0	0/0	0	2	0	0
Johnson	0	1	1	0	0/0	0	0	0	12
Potts	0	2	0	0	0/0	0	0	0	12
Woodson	0	0	0	2	0/0	0	0	0	12
Green	0	1	0	0	0/0	0	0	0	6
Harris	0	0	1	0	0/0	0	0	0	6
Roe	0	1	0	0	0/0	0	0	0	6
Burnett	0	0	0	0	0/0	0	0	1	2
Stat	0	0	0	0	0/0	0	0	1	2
RAVENS	7	16	4	2	24/24	21/28	0	2	2
Opponents	12	20	3	2	35/35	26/30	0	0	33

2-Pt. Conversions: RAVENS 2-5; Opponents 0-2

SACKS: McCrary 14.5, Boulware 8.5, Jones 5.5, Lewis 3.0, Burnett 2.5, Brady 1.0, Harris 1.0, Sharper 1.0, Staten 1.0, Washington 1.0
RAVENS 39.0; Opponents: 41.0

	PASSING	ATT	COMP	YARDS	COMP%	AVG/ATT
Harbaugh	293	164	1839	56.0	6.28	
Zeier	181	107	1312	59.1	7.25	
Richardson	2	1	1	50.0	0.50	
Holmes	1	0	0	0.0	0.00	
RAVENS	477	272	3152	57.0	6.61	
Opponents	539	316	3878	58.6	7.19	

RUSHING

	NO	YDS	AVG	LG	TD
Holmes	233	1008	4.3	56	7
Rhett	44	180	4.1	46	0
Harbaugh	40	172	4.3	15	0
Potts	36	115	3.2	33	0
Graham	35	109	3.1	12	0
Lewis	5	20	4.0	9	0
Zeier	11	17	1.5	7	0
Cotton	2	8	4.0	7	0
Mitchell	1	0	0.0	0	0
Richardson, W.	1	0	0.0	0	0
Richardson, K.	1	0	0.0	0	0
RAVENS	408	1629	4.0	56	7
Opponents	472	1705	3.6	68	12

RECEIVING

	NO	YDS	AVG	LG	TD
Holmes	43	260	6.0	25	0
Lewis	41	784	19.1	73	6
Jackson	38	477	12.6	53	0
Green	34	422	12.4	56	1
Turner	32	512	16.0	66	5
Potts	30	168	5.6	18	2
Kinchen	13	110	8.5	24	0
Johnson	12	159	13.3	35	1
Rhett	11	65	5.9	16	0
Roe	8	115	14.4	27	1
Graham	5	41	8.2	14	0
Yarborough	4	39	9.8	18	0
Atkins	1	0	0.0	0	0
RAVENS	272	3152	11.6	73	16
Opponents	316	3878	12.3	78	20

INTERCEPTIONS

	NO	YDS	AVG	LG	TD
Woodson	6	108	18.0	60	2
Starks	5	3	0.6	2	0
Staten	3	25	8.3	14	0
Lewis	2	25	12.5	26	0
Jenkins	1	0	0.0	0	0
RAVENS	17	161	9.5	60	2
Opponents	15	148	9.9	43	0

PUNTING

	NO	YDS	AVG	TB	In	LG	Bk
Richardson	90	3948	43.9	7	25	67	0
Team	2	0	0.0	0	0	0	2
RAVENS	92	3948	42.9	7	25	67	2
Opponents	86	3653	42.5	11	21	69	0

PUNT RETURNS

	Ret	FC	YDS	AVG	LG	TD
Lewis	32	10	405	12.7	87	2
Roe	9	2	87	9.7	19	0
Thompson	1	0	43	43.0	43	0
Johnson	1	0	6	6.0	6	0
RAVENS	43	12	541	12.6	87	2
Opponents	40	24	284	7.1	71	1

KICKOFF RETURNS

	NO	YDS	AVG	LG	TD
Harris	35	965	27.6	95	1
Johnson	16	399	24.9	97	1
Lewis	6	145	24.2	37	0
Graham	3	52	17.3	22	0
Roe	2	40	20.0	27	0
Cotton	2	33	16.5	18	0
Kinchen	2	33	16.5	21	0
Holmes	2	30	15.0	19	0
Potts	1	3	3.0	3	0
RAVENS	69	1700	24.6	97	2
Opponents	57	1168	20.5	97	2

FIELD GOALS

	1-19	20-29	30-39	40-49	50+
Stover	0/0	6/6	5/5	10/17	0/0
RAVENS	0/0	6/6	5/5	10/17	0/0
Opponents	0/0	8/9	6/6	11/12	1/3

Stover: (41,42WR,42WL,45WL,25); (29,44WR); (25); (46); (21,45); (41,40); (38,45WL); (0); (41WL,30,30); (42,42); (34,23); (43,48,47); (0); (45BL,27); (30)

Opponents: (27,49); (60SH,20); (34,25BL); (48); (26,42WL,29); (41,42,40); (0); (33); (23); (0); (40,34); (53,52BL); (48,48,34); (43,31,45,24,46,20); (20); (39)

	TD	TD%	INT	INT%	LG	TKL/MS	RATING
12	4.1	11	3.8	66	23/145	72.9	
4	2.2	3	1.7	73	18/138	82.0	
0	0.0	0	0.0	1	0/0	56.3	
0	0.0	1	100.0		0/0	0.0	
16	3.4	15	3.1	73	41/283	75.2	
20	3.7	17	3.2	78	39/286	80.1	

HISTORY

1998 DEFENSIVE STATISTICS

FROM COACHES VIDEO

PLAYER	TT	SOLO	AS	SACKS	YDS	PD	FR	FF	INT
Lewis, Ray	154	119	35	3.0	14.0	10	0	1	2
McCrary, Michael	102	68	34	14.5	124.0	1	0	1	0
Moore, Stevon	96	70	26	0.0	0.0	5	0	0	0
Woodson, Rod	84	74	10	0.0	0.0	23	0	0	6
Sharper, Jamie	84	49	35	1.0	14.0	3	0	0	0
Boulware, Peter	83	41	42	8.5	49.5	6	1	0	0
Jones, James	75	43	32	5.5	41.0	1	1	1	0
Burnett, Rob	70	46	24	2.5	24.5	0	1	0	0
Siragusa, Tony	68	40	28	0.0	0.0	2	1	1	0
Harris, Corey	54	43	11	1.0	8.0	1	0	1	0
Starks, Duane	50	43	7	0.0	0.0	19	0	2	5
Jenkins, DeRon	42	38	4	0.0	0.0	17	0	0	1
Staten, Ralph	35	27	8	1.0	3.0	8	0	0	3
McCloud, Tyrus	26	20	6	0.0	0.0	1	0	0	0
Herring, Kim	23	18	5	0.0	0.0	1	0	0	0
Washington, Keith	15	12	3	1.0	7.0	1	0	0	0
Webster, Larry	15	9	6	0.0	0.0	0	0	0	0
Olsavsky, Jerry	13	9	4	0.0	0.0	0	0	1	0
Brown, Cornell	10	6	4	0.0	0.0	0	0	0	0
Brady, Donny	4	3	1	1.0	8.0	0	0	0	0
Dalton, Lionel	4	2	2	0.0	0.0	0	0	1	0
Frederick, Mike	2	2	0	0.0	0.0	0	0	0	0
Peters, Tyrell	1	0	1	0.0	0.0	0	0	0	0
Williams, John	0	0	0	0.0	0.0	1	0	0	0

1998 SPECIAL TEAMS STATISTICS

FROM COACHES VIDEO

PLAYER	TT	SOLO	AS	FR	FF	BK
Thompson, Bennie	22	15	7	0	0	0
Williams, John	20	15	5	1	0	0
Brady, Donny	14	9	5	0	0	0
Brown, Cornell	11	9	2	0	0	0
Olsavsky, Jerry	8	4	4	0	1	0
Kopp, Jeff	7	5	2	0	0	0
Peters, Tyrell	7	4	3	0	0	0
Starks, Duane	6	6	0	0	0	0
Harris, Corey	6	5	1	0	1	0
Washington, Keith	6	5	1	0	0	0
Kinchen, Brian	6	3	3	0	0	0
Holmes, Priest	5	2	3	0	0	0
Herring, Kim	3	2	1	0	0	0
Staten, Ralph	3	2	1	0	0	0
Stover, Matt	2	2	0	0	0	0
Sharper, Jamie	1	1	0	0	0	0
McCloud, Tyrus	1	1	0	0	0	0
LeBel, Harper	1	1	0	0	0	0
Richardson, Kyle	1	1	0	0	0	0
Yarborough, Ryan	1	1	0	0	0	0
Rhett, Erriet	1	1	0	0	0	0
Cotton, Kenyon	1	0	1	0	0	0
Woodson, Rod	0	0	0	0	0	2

TOP THREE

SOLO	SACKS	FF	FR	PD
119 Ray Lewis	14.5 Michael McCrary	2 Duane Starks	1 4 players tied	23 Rod Woodson
74 Rod Woodson	8.5 Peter Boulware	1 7 players tied		19 Duane Starks
70 Stevon Moore	5.5 James Jones			17 DeRon Jenkins

1998 USUAL STARTING LINEUPS

OFFENSE	DEFENSE
WR1 81 Michael Jackson	LDE 90 Rob Burnett
WR2 84 Jermaine Lewis	LDT 97 James Jones
LT 75 Jonathan Ogden	RDT 98 Tony Siragusa
LG 63 Wally Williams	RDE 99 Michael McCrary
65 Ben Cavil	LLB 58 Peter Boulware
C 60 Jeff Mitchell	MLB 52 Ray Lewis
63 Wally Williams	RLB 55 Jamie Sharper
RG 69 Jeff Blackshear	LCB 26 Rod Woodson
RT 77 Orlando Brown	RCB 25 DeRon Jenkins
TE 86 Eric Green	22 Duane Starks
QB 4 Jim Harbaugh	SS 27 Stevon Moore
RB 33 Priest Holmes	FS 20 Kim Herring
FB 42 Roosevelt Potts	45 Corey Harris

1998 RAVENS COACHES

Ted Marchibroda, Head Coach; **Kirk Ferentz**, Assistant Head Coach-Offense; **Marvin Lewis**, Defensive Coordinator; **Maxie Baughan**, Linebackers; **Jacob Burney**, Defensive Line; **Al Lavan**, Running Backs; **Scott O'Brien**, Special Teams; **Alvin Reynolds**, Secondary; **Richard Mann**, Wide Receivers; **Jerry Simmons**, Strength and Conditioning; **Don Strock**, Quarterbacks; **Ken Whisenhunt**, Tight Ends; **Lester Erb**, Quality Control/Offense; **Jim Schwartz**, Quality Control/Defense; **Darrin Simmons**, Quality Control/Special Teams

1998 RAVENS HONOR ROLL

Pro Bowl: OT Jonathan Ogden (starter); DE Michael McCrary (starter); LB Ray Lewis (2nd team); WR/PR Jermaine Lewis (selected as returner); S Bennie Thompson (selected as special teams performer), LB Peter Boulware (needs player)

All Pro: WR Jermaine Lewis (AP, TSN); LB Ray Lewis (SI, TSN, USA, AP-2nd team); DE Michael McCrary (SI, TSN); OT Jonathan Ogden (SI, CPFW, AP-2nd team), S Bennie Thompson (PFW special teams)

Quarterback Club MVP: WR/RS Jermaine Lewis
Ravens Roost Unsung Hero: OG Jeff Blackshear
Ravens Roost Extra Effort Award: DE Michael McCrary
Ed Block Courage Award: S Stevon Moore

BALTIMORE RAVENS 1998 SEASON REVIEW

Record	6-10	Winning Coin Toss	3-6
vs. AFC Central	2-6	Losing Coin Toss	3-4
vs. AFC	5-7	Decided by 8 Points or less	3-4
vs. NFC	1-3	Decided by 3 Points or less	1-2
Home	4-4	When Scoring First	5-2
Away	2-6	When Not Scoring First	1-8
On Grass	4-8	Overtime	0-0
Artificial Turf	2-2	Preseason	4-0
Outdoors	6-10	With a 100-Yard Rusher	4-0
Indoors	0-0	With a 100-Yard Receiver	1-3
Leading at Halftime	5-1	Without a 100-yard Rusher	2-10
Tied at Halftime	0-2	Without a 100-yard Receiver	5-7
Trailing at Halftime	1-7	When Allowing a 100-Yard Rusher	2-3
Tied After 3 Quarters	0-0	When Allowing a 100-Yard Receiver	4-2
Leading After 3 Quarters	5-1	When Not Allowing a 100-Yard Rusher	4-7
Trailing After 3 Quarters	1-9	When Not Allowing a 100-Yard Receiver	2-8

1999 STATISTICS

RESULTS AND ATTENDANCE

WON 8, LOST 8				
09/12	L	10-27	at St. Louis	62,100
09/19	L	20-23	Pittsburgh	68,965
09/26	W	17-10	Cleveland	68,803
10/03	W	19-13(OT)	at Atlanta	50,712
10/10	L	11-14	at Tennessee	65,486
10/17			BYE WEEK	
10/21	L	8-35	Kansas City	68,771
10/31	L	10-13	Buffalo	68,673
11/07	W	41-9	at Cleveland	72,898
11/14	L	3-6	at Jacksonville	67,391
11/21	W	34-31	at Cincinnati	43,279
11/28	L	23-30	Jacksonville	68,428
12/05	W	41-14	Tennessee	67,854
12/12	W	31-24	at Pittsburgh	46,715
12/19	W	31-8	New Orleans	67,597
12/26	W	22-0	Cincinnati	68,036
01/02	L	3-20	at New England	50,263

TEAM STATISTICS

	RAVENS	OPPONENT
TOTAL FIRST DOWNS	259	260
Rushing	87	70
Passing	148	158
Penalty	24	32
3rd Down: Made/Att	65/229	86/252
3rd Down Pct.	28.4	34.1
4th Down: Made/Att	3/11	7/15
4th Down Pct.	27.3	46.7
TOTAL NET YARDS	4778	4222
Avg. Per Game	298.6	263.9
Total Plays	1033	1040
Avg. Per Play	4.6	4.1
NET YARDS RUSHING	1754	1231
Avg. Per Game	109.6	76.9
Total Rushes	431	392
NET YARDS PASSING	3024	2991
Avg. Per Game	189.0	186.9
Sacked/Yards Lost	56/336	49/291
Gross Yards	3360	3282
Att./Completions	546/270	599/328
Completion Pct.	49.5	54.8
Had Intercepted	20	21
PUNTS/AVERAGE	104/41.9	115/42.2
NET PUNTING AVG.	104/35.5	115/36.9
PENALTIES/YARDS	125/1010	122/1118
FUMBLES/BALL LOST	24/11	25/10
TOUCHDOWNS	34	31
Rushing	9	6
Passing	21	20
Returns	4	5

SCORE BY PERIODS	1	2	3	4	OT	PTS
RAVENS	64	84	85	85	6	324
Opponents	47	71	51	108	0	277

SCORING	TD	RU	PA	RT	K/PAT	FG	S	PTS
Stover	0	0	0	0	32/32	28/33	0	116
Rhett	7	5	2	0	0	0	42	42
Ismail	6	0	6	0	0	0	36	36
Armour	4	0	4	0	0	0	24	24
Case	3	3	0	0	0	0	18	18
Johnson	3	0	3	0	0	0	18	18
Holmes	2	1	1	0	0	0	12	12
J. Lewis	2	0	2	0	0	0	12	12
Woodson	2	0	0	2	0	0	12	12
Evans	1	0	1	0	0	0	6	6
DeLong	1	0	0	0	0	0	6	6
Harris	1	0	0	1	0	0	6	6
Starks	1	0	0	1	0	0	6	6
Stokley	1	0	1	0	0	0	6	6
R. Lewis	0	0	0	0	0	1	2	2
RAVENS	34	9	21	4	32/32	28/33	1	324
Opponents	31	6	20	5	26/27	19/25	0	277

2-Pt. Conversions: Evans, RAVENS 1-1; Opponents 4-4

SACKS: McCrary 11.5, Boulware 10.0, Burnett 6.5, Sharper 4.0, R. Lewis 3.5, Siragusa 3.5, Smith 2.0, Webster 2.0, Brown 1.0, Dalton 1.0, Harris 1.0, Jenkins 1.0, Trapp 1.0, Washington 1.0 **Ravens 49.0; Opponents 56.0**

PASSING	ATT	COMP	YARDS	COMP%	YDS/ATT
Banks	320	169	2136	52.8	6.68
Case	170	77	988	45.3	5.81
S. Mitchell	56	24	236	42.9	4.21
RAVENS	546	270	3360	49.5	6.15
Opponents	599	328	3282	54.8	5.48

RUSHING	NO	YDS	AVG	LG	TD
Rhett	236	852	3.6	52t	5
Holmes	89	506	5.7	72	1
Case	36	141	3.9	28	3
Evans	38	134	3.5	12	0
Banks	24	93	3.9	12	0
Johnson	1	12	12.0	12	0
J. Lewis	5	11	2.2	4	0
Ismail	1	4	4.0	4	0
S. Mitchell	1	1	1.0	1	0
RAVENS	431	1754	4.1	72	9
Opponents	392	1231	3.1	31	6

RECEIVING	NO	YDS	AVG	LG	TD
Ismail	68	1105	16.3	76t	6
Armour	37	538	14.5	54t	4
Evans	32	235	7.3	27	1
Johnson	29	526	18.1	76t	3
J. Lewis	25	281	11.2	46	2
Rhett	24	169	7.0	20t	2
Holmes	13	104	8.0	34t	1
DeLong	13	52	4.0	9	1
Pierce	11	102	9.3	26	0
Davis	6	121	20.2	73	0
Collins	LG 4	62	15.5	28	0
Collins	TM 4	62	15.5	28	0
Ofofide	4	25	6.3	9	0
Purnell	2	10	5.0	5	0
Stokley	1	28	28.0	28t	1
Ayanbadejo	LG 1	2	2.0	2	0
Ayanbadejo	TM 1	2	2.0	2	0
RAVENS	270	3360	12.4	76t	21
Opponents	328	3282	10.0	61	20

INTERCEPTIONS	NO	YDS	AVG	LG	TD
Woodson	7	195	27.9	66t	2
Starks	5	59	11.8	43t	1
McAlister	5	28	5.6	21	0
R. Lewis	3	97	32.3	60	0
Harris	1	24	24.0	24t	1
RAVENS	21	403	19.2	66t	4
Opponents	20	220	11.0	56t	3

PUNTING	NO	YDS	AVG	TB	In	LG	Bk
Richardson	103	4355	42.3	10	39	63	1
Team	1	0	0	0	0	0	0
RAVENS	104	4355	41.9	10	39	63	1
Opponents	115	4854	42.2	8	24	59	0

PUNT RETURNS	Ret	FC	YDS	AVG	LG	TD
J. Lewis	57	18	452	7.9	33	0
Woodson	2	2	0	0.0	7	0
RAVENS	59	20	452	7.7	33	0
Opponents	43	28	468	10.9	86t	1

KICKOFF RETURNS	NO	YDS	AVG	LG	TD
Harris	38	843	22.2	66	0
J. Lewis	8	158	19.8	25	0
Ismail	4	55	13.8	19	0
DeLong	1	11	11.0	11	0
McAlister	1	12	12.0	12	0
Pierce	1	7	7.0	7	0
Washington	1	12	12.0	12	0
RAVENS	54	1098	20.3	66	0
Opponents	70	1479	21.1	54	0

FIELD GOALS	1-19	20-29	30-39	40-49	50+
Stover	4/4	9/9	6/8	7/7	2/5
RAVENS	4/4	9/9	6/8	7/7	2/5
Opponents	1/1	6/7	7/9	3/6	2/2

Stover: (54N,25G,54N)(45G,28G)(44G)(38N,36G,26G)
 (44G,46G,50G)(37N)(37G,51B)(28G,44G)(23G)(25G,50G)
 (46G,31G,33G)(21G,27G)(19G)(36G)(24G,48G,19G,30G,19)
 (19G)
Opponents: (36G,51G)(32G,28G,36G)(49G)(33N,41G,35G)(0)
 (42N)(25G,40G)(25G)(28G,28G,41N)(39B,19G)(0)(39G,33G)
 (31G,46N)(0)(20B)(25G,51G)

TD	TD%	INT	INT%	LG	SACK/LOST	RATING
17	5.3	8	2.5	76t	33/190	81.2
3	1.8	8	4.7	54t	17/116	50.3
1	1.8	4	7.1	28t	6/30	31.5
21	3.8	20	3.7	76t	56/336	66.5
20	3.3	21	3.5	61	49/291	67.1

HISTORY

1999 DEFENSIVE STATISTICS

FROM COACHES VIDEO

PLAYER	TT	SOLO	AS	SACKS	YDS	PD	FR	FF	INT
Lewis, Ray	198	131	67	3.5	20.5	8	0	1	3
Sharper, Jamie	122	85	37	4.0	19.0	4	0	0	0
McCrary, Michael	92	49	43	11.5	75.5	3	1	1	0
Woodson, Rod	81	64	17	0.0	0.0	18	1	0	7
Burnett, Rob	81	49	32	6.5	33.5	7	0	2	0
Siragusa, Tony	68	44	24	3.5	19.5	2	1	0	0
Jenkins, DeRon	66	54	12	1.0	9.0	13	0	2	0
Herring, Kim	65	51	14	0.0	0.0	8	1	0	0
McAlister, Chris	58	50	8	0.0	0.0	27	0	0	5
Webster, Larry	44	32	12	2.0	6.0	0	0	0	0
Boulware, Peter	42	29	13	10.0	64.0	2	0	3	0
Starks, Duane	41	34	7	0.0	0.0	23	0	0	5
Harris, Corey	38	33	5	1.0	8.0	4	0	1	1
Smith, Fernando	37	16	21	2.0	15.0	2	3	0	0
Brown, Cornell	32	20	12	1.0	0.0	1	0	0	0
Dalton, Lionel	32	16	16	1.0	2.0	0	0	1	0
Washington, Keith	26	11	15	1.0	12.0	0	0	1	0
Jackson, Brad	2	2	0	0.0	0.0	2	0	0	0
Trapp, James	2	1	1	1.0	7.0	1	0	0	0
Moore, Steven	2	1	1	0.0	0.0	0	0	0	0
Chase, Martin	2	0	2	0.0	0.0	0	0	0	0
Peters, Tyrell	1	1	0	0.0	0.0	0	0	0	0

1999 SPECIAL TEAMS STATISTICS

FROM COACHES VIDEO

PLAYER	TT	SOLO	AS	FR	FF	BK
Thompson, Bennie	24	11	13	0	1	0
Davis, Billy	21	14	7	1	0	0
Ayanbadojo, Obafeми	19	12	7	0	0	0
Brown, Cornell	15	13	2	0	0	0
Trapp, James	14	13	1	0	0	0
Jackson, Brad	13	7	6	1	0	0
Harris, Corey	12	9	3	0	1	0
Sharper, Jamie	10	8	2	0	1	0
Peters, Tyrell	10	7	3	0	0	0
Herring, Kim	8	7	1	1	0	0
Armour, Justin	8	5	3	0	0	0
Jenkins, DeRon	6	5	1	0	0	0
Moore, Steven	3	3	0	0	0	0
Stover, Matt	3	3	0	0	0	0
Wainright, Frank	3	3	0	0	0	0
Richardson, Kyle	1	1	0	0	0	0
Woodson, Rod	1	1	0	0	0	0
Burnett, Rob	0	0	0	0	0	0
Washington, Keith	0	0	0	0	0	2

TOP THREE

SOLO	SACKS	FF	FR	PD
131 Ray Lewis	11.5 Michael McCrary	3 Peter Boulware	3 Fernando Smith	27 Chris McAlister
85 Jamie Sharper	10.0 Peter Boulware	2 Rob Burnett	1 4 players tied	23 Duane Starks
64 Rod Woodson	6.5 Rob Burnett	2 DeRon Jenkins		18 Rod Woodson

1999 USUAL STARTING LINEUPS

OFFENSE		DEFENSE	
WR1	87 Qadry Ismail	LDE	90 Rob Burnett
WR2	88 Justin Armour	LDT	79 Larry Webster
	84 Jermaine Lewis	RDT	98 Tony Siragusa
LT	75 Jonathan Ogden	RDE	99 Michael McCrary
LG	61 Everett Lindsay	LLB	58 Peter Boulware
	64 Edwin Multitalo	MLB	52 Ray Lewis
C	60 Jeff Mitchell	LB	55 Jamie Sharper
RG	69 Jeff Blackshear	LCB	21 Chris McAlister
RT	70 Harry Swayne	RCB	25 DeRon Jenkins
	61 Everett Lindsay		22 Duane Starks
TE	81 Aaron Pierce	SS	20 Kim Herring
	85 Greg DeLong	FS	26 Rod Woodson
QB	12 Tony Banks		
	10 Stoney Case		
RB	32 Errict Rhett		
FB	29 Charles Evans		

1999 RAVENS COACHES

Brian Billick, Head Coach; **Matt Cavanaugh**, Offensive Coordinator/Quarterbacks; **Marvin Lewis**, Defensive Coordinator; **Jim Colletto**, Offensive Line; **Jack Del Rio**, Linebackers; **Jeff Friday**, Strength and Conditioning; **Wade Harman**, Tight Ends/Assistant Offensive Line; **Donnie Henderson**, Assistant Defensive Backs; **Milt Jackson**, Wide Receivers; **Chip Morton**, Assistant Strength and Conditioning; **Russ Purnell**, Special Teams; **Rex Ryan**, Defensive Line; **Steve Shafer**, Defensive Backs/Assistant Head Coach; **Matt Simon**, Running Backs; **Mike Smith**, Defensive Assistant

1999 RAVENS HONOR ROLL

Pro Bowl: LB Peter Boulware (starter); LB Ray Lewis (starter); OT Jonathan Ogden (starter); DE Michael McCrary (2nd team); S Rod Woodson (2nd team)
All Pro: LB Ray Lewis (*SI, PFW, TSN, FN, FD, USA, AP-1st* team); LB Peter Boulware (*AP-2nd* team, *PFW-AFC, FN-AFC*); OT Jonathan Ogden (*FD, PFW-AFC, AP-2nd* team), S Rod Woodson (*CPFW, FD-2nd* team)
NFL Alumni Linebacker of the Year: LB Ray Lewis
Quarterback Club MVP: LB Ray Lewis
Ravens Roost Unsung Hero: DL Larry Webster
Ravens Nest Lineman of the Year: DE Rob Burnett
Ravens Roost Extra Effort Award: FB Charles Evans
Ed Block Courage Award: LB Peter Boulware

BALTIMORE RAVENS 1999 SEASON REVIEW

Record	8-8	Decided by 8 Points or less	4-5
vs. AFC Central	6-4	Decided by 3 Points or less	1-4
vs. AFC	6-7	When Scoring First	5-4
vs. NFC	2-1	When Not Scoring First	3-4
Home	4-4	Positive Turnover Ratio	6-2
Away	4-4	Negative Turnover Ratio	0-5
On Grass	5-7	Winning Penalty Ratio	5-2
Artificial Turf	3-1	Negative Penalty Ratio	0-5
Outdoors	7-7	Overtime	1-0
Indoors	1-1	Preseason	4-0
Leading at Halftime	5-2	With a 100-Yard Rusher	5-1
Trailing at Halftime	2-5	With a 100-Yard Receiver	3-1
Tied at Halftime	1-1	Without a 100-yard Rusher	3-7
Tied After 3 Quarters	0-0	Without a 100-yard Receiver	5-7
Leading After 3 Quarters	7-2	When Allowing a 100-Yard Rusher	0-0
Trailing After 3 Quarters	1-6	When Not Allowing a 100-Yard Rusher	8-8
Winning Coin Toss	2-4	When Allowing a 100-Yard Receiver	0-1
Losing Coin Toss	6-4	When Not Allowing a 100-Yard Receiver	8-7

2000 STATISTICS

RESULTS AND STANDINGS

WON 12, LOST 4 WILD CARD			
09/03	W	16-0	at Pittsburgh 55,049
09/10	W	39-36	Jacksonville 68,843
09/17	L	6-19	at Miami 73,464
09/24	W	37-0	Cincinnati 68,481
10/01	W	12-0	at Cleveland 73,018
10/08	W	15-10	at Jacksonville 65,194
10/15	L	3-10	at Washington 83,252
10/22	L	6-14	Tennessee 69,200
10/29	L	6-9	Pittsburgh 69,405
11/05	W	27-7	at Cincinnati 54,759
11/12	W	24-23	at Tennessee 68,490
11/19	W	27-0	Dallas 69,416
11/26	W	44-7	Cleveland 68,361
12/2			BYE WEEK
12/10	W	24-3	San Diego 68,805
12/17	W	13-7	at Arizona 37,452
12/24	W	34-20	New York Jets 69,184

TEAM STATISTICS

	RAVENS	OPPONENT
TOTAL FIRST DOWNS	288	216
Rushing	116	59
Passing	156	135
Penalty	16	22
3rd Down: Made/Att	95/236	72/211
3rd Down Pct.	40.3	34.1
4th Down: Made/Att	1/6	4/19
4th Down Pct.	16.7	21.1
POSSESSION AVG.	33:19	26:41
TOTAL NET YARDS	5014	3967
Avg. Per Game	313.4	247.9
Total Plays	1058	924
Avg. Per Play	4.7	4.3
NET YARDS RUSHING	2199	970
Avg. Per Game	137.4	60.6
Total Rushes	511	361
NET YARDS PASSING	2815	2997
Avg. Per Game	175.9	187.3
Sacked/Yards Lost	43/287	35/178
Gross Yards	3102	3175
Att./Completions	504/287	528/295
Completion Pct.	56.9	55.9
Had Intercepted	19	23
PUNTS/AVERAGE	86/40.2	87/44.5
NET PUNTING AVG.	86/33.9	87/33.1
PENALTIES/YARDS	95/730	84/535
FUMBLES/BALL LOST	26/7	45/26
TOUCHDOWNS	32	18
Rushing	9	5
Passing	20	11
Returns	3	2

SCORE BY PERIODS

	1	2	3	4	OT	PTS
RAVENS	62	134	67	70	0	333
Opponents	44	36	43	42	0	165

SCORING	TD	RU	PA	RT	K/PAT	FG	S	PTS
Stover	0	0	0	0	30/30	35/39	0	135
Ja. Lewis	6	6	0	0	0	0	0	38
Ismail	5	0	5	0	0	0	0	30
Sharpe	5	0	5	0	0	0	0	30
Je. Lewis	3	0	1	2	0	0	0	18
Taylor	3	0	3	0	0	0	0	18
Ayanbadejo	2	1	1	0	0	0	0	12
Holmes	2	2	0	0	0	0	0	12
Johnson	2	0	2	0	0	0	0	12
Stokley	2	0	2	0	0	0	0	12
Gash	1	0	1	0	0	0	0	6
McAlister	1	0	0	1	0	0	0	6
Coates	0	0	0	0	0	0	0	0
McCrary	0	0	0	0	0	1	2	0
RAVENS	32	9	20	3	30/30	35/39	1	333
Opponents	18	5	11	2	15/18	14/19	0	165

2-Pt. Conversions: Coates, Ja. Lewis **RAVENS 1-1; Opponents 4-4**

SACKS: Burnett 10.5, Boulware 7.0, McCrary 6.5, Brown 3.0, R. Lewis 3.0, Adams 2.0, Trapp 2.0, Herring 1.0, **RAVENS 35.0; Opponents 43.0**

PASSING	ATT	COMP	YARDS	COMP%	YDS/ATT
Banks	274	150	1578	54.7	5.76
Dilfer	226	134	1502	59.3	6.65
Redman	3	2	19	66.7	6.33
Je. Lewis	1	1	3	100.0	3.00
RAVENS	504	287	3102	56.9	6.15
Opponents	528	295	3175	55.9	6.01

RUSHING	NO	YDS	AVG	LG	TD
Ja. Lewis	309	1364	4.4	45	6
Holmes	137	588	4.3	21	2
Dilfer	20	75	3.8	19	0
Banks	19	57	3.0	10	0
Je. Lewis	3	38	12.7	23	0
Ayanbadejo	15	37	2.5	8	1
Johnson	2	21	10.5	19	0
Taylor	2	11	5.5	12	0
Stokley	1	6	6.0	6	0
Gash	2	2	1.0	1	0
Redman	1	0	0.0	1	0
RAVENS	511	2199	4.3	45	9
Opponents	361	970	2.7	33t	56

RECEIVING	NO	YDS	AVG	LG	TD
Sharpe	67	810	12.1	59t	5
Ismail	49	655	13.4	53t	5
Holmes	32	221	6.9	27	0
Taylor	28	276	9.9	40	3
Ja. Lewis	27	296	11.0	45	0
Ayanbadejo	23	168	7.3	26	1
Je. Lewis	19	161	8.5	26	1
Johnson	12	156	13.0	46t	2
Stokley	11	184	16.7	32	2
Coates	9	84	9.3	28	0
Gash	6	30	5.0	9	1
B. Davis	3	62	20.7	28	0
Dilfer	1	-1	-1.0	-1	0
RAVENS	287	3102	10.8	59t	20
Opponents	295	3175	10.8	67	11

INTERCEPTIONS	NO	YDS	AVG	LG	TD
Starks	6	125	20.8	64	0
McAlister	4	165	41.3	98t	1
Woodson	4	20	5.0	18	0
Herring	3	74	24.7	30	0
Harris	2	44	22.0	42	0
R. Lewis	2	1	0.5	1	0
Sharper	1	45	45.0	45	0
Burnett	1	3	3.0	3	0
RAVENS	23	477	20.7	98t	1
Opponents	19	234	12.3	87t	2

PUNTING	NO	YDS	AVG	TB	In	LG	Bk
Richardson	86	3457	40.2	8	35	55	0
RAVENS	86	3457	40.2	8	35	55	0
Opponents	87	3872	44.5	14	17	67	0

PUNT RETURNS	Ret	FC	YDS	AVG	LG	TD
Je. Lewis	36	9	578	16.1	89t	2
Starks	9	1	135	15.0	47	0
RAVENS	45	10	713	15.8	89t	2
Opponents	41	23	382	9.3	31	0

KICKOFF RETURNS	NO	YDS	AVG	LG	TD
Harris	39	907	23.3	41	0
Ismail	2	51	25.5	38	0
Brown	1	0	0.0	0	0
Holmes	1	7	7.0	7	0
Je. Lewis	1	23	23.0	23	0
Washington	1	17	17.0	17	0
RAVENS	45	1005	22.3	41	0
Opponents	73	1558	21.3	52	0

FIELD GOALS	1-19	20-29	30-39	40-49	50+
Stover	2/2	9/9	12/13	10/12	2/3
RAVENS	2/2	9/9	12/13	10/12	2/3
Opponents	1/1	2/2	3/4	8/12	0/0

Stover: (23G,26G,33G)(44G)(30B,27G,33G)(30G,37G,19G)(45G,30G,44G,51N,22G)(47G,32G,43G,21G,24G)(51G)(21G,38G)(51G,49G)(38G,32G)(45G)(25G,47N,19G)(39G,26G,38G)(32G)(42G,42G)(42G,45N)
Opponents:(45N)(36G,45G,48G,34G,48G)(42G,41G)() () (49G,31N)(37G)() (24G)() (23G,43N)(46N)() (47G)(46N)(40G,19G)

	TD	TD%	INT	INT%	LG	SACK/LOST	RATING
8	2.9	8	2.9	53t	20/152	69.3	
12	5.3	11	4.9	59t	23/135	76.6	
0	0.0	0	0.0	12	0/0	84.0	
0	0.0	0	0.0	3	0/0	79.2	
20	4.0	19	3.8	59t	43/287	72.7	
11	2.1	23	4.4	67	35/178	62.5	

HISTORY

2000 DEFENSIVE STATISTICS

FROM COACHES VIDEO

PLAYER	TT	SOLO	AS	SACKS	YDS	INT	PD	FF	FR
Lewis, Ray	187	120	67	3	33	2	10	0	3
McCrary, Michael	103	60	43	6.5	35	0	2	2	3
Sharper, Jamie	102	68	34	0	0	1	4	5	2
Burnett, Rob	97	53	44	10.5	57	1	3	3	5
Woodson, Rod	82	65	17	0	0	4	10	1	4
Siragusa, Tony	75	40	35	0	0	0	2	0	1
Adams, Sam	69	36	33	2	5	0	7	5	1
Herring, Kim	66	54	12	1	5	3	12	2	0
Starks, Duane	59	46	13	0	0	6	28	0	1
McAlister, Chris	50	39	11	0	0	4	23	0	1
Boulware, Peter	45	26	19	7	24	0	1	2	0
Harris, Corey	37	31	6	0	0	2	8	1	0
Dalton, Lionel	33	21	12	0	0	0	2	0	0
Washington, Keith	29	14	15	0	0	0	0	0	1
Bailey, Robert	27	20	7	0	0	0	4	3	1
Trapp, James	25	23	2	2	5	0	4	1	0
Brown, Cornell	25	17	8	3	17	0	0	2	0
Webster, Larry	10	8	2	0	0	0	0	0	1
Davis, Anthony	5	2	3	0	0	0	0	0	0
Jackson, Brad	4	2	2	0	0	0	0	0	0
Powell, Carl	1	0	1	0	0	0	0	0	0
Thomas, Adalius	1	0	1	0	0	0	0	0	0

2000 SPECIAL TEAMS STATISTICS

FROM COACHES VIDEO

PLAYER	TT	SOLO	AS	FF	FR	BK
Harris, Corey	26	20	6	1	0	0
Brigance, O.J.	25	16	9	2	1	0
Mitchell, Anthony	18	14	4	0	0	0
Davis, Billy	15	12	3	0	0	0
Trapp, James	15	10	5	1	0	0
Davis, Anthony	14	12	2	0	1	0
Jackson, Brad	13	9	4	0	2	0
Herring, Kim	11	10	1	0	0	0
Poindexter, Anthony	11	8	3	1	0	0
Brown, Cornell	9	6	3	0	0	0
Bailey, Robert	7	4	3	0	0	0
Sharper, Jamie	5	5	0	0	0	0
Ayanbadejo, Obafemi	3	3	0	0	0	0
Jones, John	3	2	1	0	0	0
Johnson, Patrick	3	1	2	0	0	0
Love, Clarence	2	2	0	1	0	0
Richardson, Kyle	2	2	0	0	0	0
Stover, Matt	2	2	0	0	0	0
Powell, Carl	1	1	0	0	0	0
Wainright, Frank	1	0	1	0	0	0

TOP THREE

SOLO	SACKS	FF	FR	PD
120 Ray Lewis	10.5 Rob Burnett	5 Sam Adams	5 Rob Burnett	28 Duane Starks
68 Jamie Sharper	7.0 Peter Boulware	5 Jamie Sharper	4 Rod Woodson	23 Chris McAlister
65 Rod Woodson	6.5 Michael McCrary	3 2 players tied	3 2 players tied	12 Kim Herring

2000 USUAL STARTING LINEUPS

OFFENSE		DEFENSE	
WR	87 Qadry Ismail	LDE	90 Rob Burnett
WR	83 Patrick Johnson	LDT	95 Sam Adams
LT	75 Jonathan Ogden	RDT	98 Tony Siragusa
LG	64 Edwin Mulitalo	RDE	99 Michael McCrary
C	60 Jeff Mitchell	LLB	58 Peter Boulware
RG	62 Mike Flynn	MLB	52 Ray Lewis
RT	70 Harry Swayne	RLB	55 Jamie Sharper
TE	82 Shannon Sharpe	LCB	22 Duane Starks
QB	8 Trent Dilfer	RCB	21 Chris McAlister
	12 Tony Banks	SS	20 Kim Herring
RB	31 Jamal Lewis	FS	26 Rod Woodson
FB	32 Sam Gash		

2000 RAVENS COACHES

Brian Billick, Head Coach; **Matt Cavanaugh**, Offensive Coordinator/Quarterbacks; **Marvin Lewis**, Defensive Coordinator; **Jim Colletto**, Offensive Line; **Jack Del Rio**, Linebackers; **Jeff Friday**, Strength and Conditioning; **Wade Harman**, Tight Ends/Assistant Offensive Line; **Donnie Henderson**, Secondary; **Milt Jackson**, Wide Receivers; **Chip Morton**, Assistant Strength and Conditioning; **Russ Purnell**, Special Teams; **Rex Ryan**, Defensive Line; **Steve Shafer**, Assistant Head Coach/Secondary; **Matt Simon**, Running Backs; **Mike Smith**, Defensive Assistant

2000 RAVENS HONOR ROLL

NFL Defensive Player of the Year: LB Ray Lewis

Super Bowl XXXV MVP: LB Ray Lewis

Pro Bowl: DT Sam Adams (starter); LB Ray Lewis (starter); OT Jonathan Ogden (starter); K Matt Stover (starter); S Rod Woodson (starter)

All Pro: DT Sam Adams (AP-2nd Team, *PFW-AFC, FN*); DE Rob Burnett (AP-2nd Team, *SI, FN, FD*); RB Jamal Lewis (*PFW-Rookie Team, FN-Rookie Team, FD*); PR Jermaine Lewis (*FN, FD*); LB Ray Lewis (AP-1st Team, *SI, PFW, CPFW, TSN, FN, FD, USA*); CB Chris McAlister (*FD-2nd Team*); OT Jonathan Ogden (AP-1st Team, *SI, PFW, CPFW, TSN, FN, FD, USA*);

CB Duane Starks (*USA*); K Matt Stover (AP-1st Team, *PFW, CPFW, TSN, FN, FD*);

FS Rod Woodson (AP-2nd Team, *PFW-AFC, CPFW-2nd Team, FN*)

Quarterback Club MVP: LB Ray Lewis

Ravens Roost Unsung Hero: S Kim Herring

Ravens Nest Lineman of the Year: DE Rob Burnett

Ravens Roost Extra Effort Award: S Corey Harris

Ed Block Courage Award: S Anthony Poindexter

BALTIMORE RAVENS 2000 SEASON REVIEW

	Reg.	Post.		Reg.	Post.
Record	12-4	4-0	When Scoring First	9-2	3-0
vs. AFC Central	8-2	1-0	When Not Scoring First	3-2	1-0
vs. AFC	10-3	3-0	Positive Turnover Ratio	12-3	4-0
vs. NFC	2-1	1-0	Negative Turnover Ratio	0-1	0-0
Home	6-2	1-0	Winning Penalty Ratio	3-1	1-0
Away	6-2	3-0	Losing Penalty Ratio	5-3	3-0
On Grass	11-4	4-0	Overtime	0-0	0-0
Artificial Turf	1-0	0-0	Preseason	4-0	0-0
Outdoors	12-4	4-0	With a 100-Yard Rusher	6-0	2-0
Indoors	0-0	0-0	With a 100-Yard Receiver	2-1	0-0
Leading at Halftime	11-1	3-0	Without a 100-yard Rusher	6-4	2-0
Trailing at Halftime	1-2	0-0	Without a 100-yard Receiver	10-3	4-0
Tied at Halftime	0-1	1-0	When Allowing a 100-Yard Rusher	0-0	0-0
Tied After 3 Quarters	0-1	1-0	When Not Allowing a 100-Yard Rusher	12-4	4-0
Leading After 3 Quarters	11-0	3-0	When Allowing a 100-Yard Receiver	3-0	3-0
Trailing After 3 Quarters	1-3	0-0	When Not Allowing a 100-Yard Receiver	9-4	4-0
Winning Coin Toss	5-4	1-0	With a 300-Yard Passer	0-0	0-0
Losing Coin Toss	7-0	3-0	Without a 300-Yard Passer	12-4	4-0
Decided by 8 Points or less	4-3	0-0	When Allowing a 300-Yard Passer	2-0	0-0
Decided by 3 Points or less	2-1	0-0	When Not Allowing a 300-Yard Passer	10-4	4-0

2000 POSTSEASON STATISTICS

RESULTS AND ATTENDANCE

WON 4, LOST 0 SUPER BOWL XXXV CHAMPIONS

12/31	W	21-3	Denver	69,638
01/07	W	24-10	at Tennessee	68,527
01/14	W	16-3	at Oakland	62,784
01/28	W	34-7	at New York Giants	71,921

TEAM STATISTICS

	RAVENS	OPPONENT
TOTAL FIRST DOWNS	44	55
Rushing	19	16
Passing	22	32
Penalty	3	7
3rd Down: Made/Att	15/60	12/60
3rd Down Pct.	25.0	20.0
4th Down: Made/Att	0/0	2/6
4th Down Pct.	0.0	33.3
POSSESSION AVG.	30:10	29:51
TOTAL NET YARDS	900	837
Avg. Per Game	225.0	209.3
Total Plays	226	259
Avg. Per Play	4.0	3.2
NET YARDS RUSHING	392	258
Avg. Per Game	98.0	64.5
Total Rushes	140	84
NET YARDS PASSING	508	579
Avg. Per Game	127.0	144.8
Sacked/Yards Lost	10/82	14/93
Gross Yards	590	672
Att./Completions	76/35	161/77
Completion Pct.	46.1	47.8
Had Intercepted	1	10
PUNTS/AVERAGE	35/37.7	32/40.1
NET PUNTING AVG.	35/33.9	32/36.3
PENALTIES/YARDS	30/245	23/151
FUMBLES/BALL LOST	5/1	4/2
TOUCHDOWNS	11	2
Rushing	4	1
Passing	3	0
Returns	4	1

SCORE BY PERIODS

	1	2	3	4	OT	PTS
RAVENS	7	34	27	27	0	95
Opponents	7	3	13	0	0	23

SCORING

	TD	RU	PA	RT	K/PAT	FG	S	PTS
Stover	0	0	0	0	11/11	6/8	0	29
Ja. Lewis	4	4	0	0	0	0	0	24
Sharpe	2	0	2	0	0	0	0	12
Je. Lewis	1	0	0	1	0	0	0	6
R. Lewis	1	0	0	1	0	0	0	6
A. Mitchell	1	0	0	1	0	0	0	6
Starks	1	0	0	1	0	0	0	6
Stokley	1	0	1	0	0	0	0	6
RAVENS	11	4	3	4	11/11	6/8	0	95
Opponents	2	1	0	1	2/2	3/6	0	23

2-Pt. Conversions: RAVENS 0-0; Opponents 0-0

SACKS: McCrary 6.0, Boulware 2.0, Burnett 2.0, Sharper 2.0, Adams 1.0, Washington 1.0. **RAVENS 14.0, Opponents 10.0**

PASSING

	ATT	COMP	YARDS	COMP%	YDS/ATT
Dilfer	73	35	590	47.9	8.08
Banks	3	0	0	0.0	0.00
RAVENS	76	35	590	46.1	7.76
Opponents	161	77	672	47.8	4.17

DEFENSIVE STATISTICS

FROM COACHES VIDEO

PLAYER	TT	SOLO	AS	SACKS	YDS	INT	PD	FF	FR
Lewis, Ray	44	28	16	0	0	2	7	0	1
Woodson, Rod	24	19	5	0	0	2	0	0	0
Burnett, Rob	21	14	7	2	12	0	1	0	0
Sharper, Jamie	20	14	6	2	10	2	2	1	0
Starks, Duane	19	18	1	0	0	3	6	0	0
McCrary, Michael	18	14	4	6	44	0	0	1	0
Harris, Corey	18	13	5	0	0	2	0	0	0
McAlister, Chris	17	15	2	0	0	1	8	0	0
Boulware, Peter	17	12	4	2	14	0	0	0	0
Siragusa, Tony	17	10	7	0	0	0	4	0	0
Webster, Larry	10	7	3	0	0	0	1	0	0
Washington, Keith	10	7	3	1	9	0	0	0	0
Adams, Sam	9	7	2	1	4	0	3	1	0
Dalton, Lionel	5	5	0	0	0	0	0	0	0
Bailey, Robert	5	4	1	0	0	1	1	0	0
Trapp, James	3	2	1	0	0	0	1	0	0
Brown, Cornell	1	1	0	0	0	0	0	0	0
Davis, Anthony	1	1	0	0	0	0	0	0	0
Herring, Kim	1	1	0	0	0	1	2	0	0
Mitchell, Anthony	1	1	0	0	0	1	2	0	0

RUSHING

	NO	YDS	AVG	LG	TD
Ja. Lewis	103	338	3.3	27	4
Holmes	18	45	2.5	11	0
Dilfer	13	7	0.5	6	0
Je. Lewis	3	7	2.3	5	0
Gash	1	0	0.0	0	0
Banks	1	-1	-1.0	-1	0
Ismail	1	-4	-4.0	-4	0
RAVENS	140	392	2.8	27	4
Opponents	84	258	3.1	27	1

RECEIVING

	NO	YDS	AVG	LG	TD
Ismail	9	150	16.7	44	0
Stokley	7	91	13.0	38	1
Sharpe	6	230	38.3	96	2
Ja. Lewis	5	40	8.0	15	0
Coates	4	54	13.5	24	0
Johnson	1	8	8.0	8	0
Gash	1	7	7.0	7	0
Je. Lewis	1	6	6.0	6	0
Holmes	1	4	4.0	4	0
RAVENS	35	590	16.9	96	3
Opponents	77	672	8.7	31	0

INTERCEPTIONS

	NO	YDS	AVG	LG	TD
Starks	3	93	31.0	49	1
R. Lewis	2	54	27.0	50	1
Sharper	2	19	9.5	15	0
McAlister	1	4	4.0	4	0
Herring	1	2	2.0	2	0
Bailey	1	0	0.0	0	0
RAVENS	10	172	17.2	50	2
Opponents	1	2	2.0	2	0

PUNTING

	NO	YDS	AVG	TB	In	LG	Bk
Richardson	33	1318	39.9	3	14	66	2
Team	2	0	0	0	0	0	0
RAVENS	35	1318	37.7	3	14	66	2
Opponents	32	1282	40.1	0	8	64	0

PUNT RETURNS

	Ret	FC	YDS	AVG	LG	TD
Je. Lewis	11	9	122	11.1	38	0
RAVENS	11	9	122	11.1	38	0
Opponents	13	6	73	5.6	19	0

KICKOFF RETURNS

	NO	YDS	AVG	LG	TD
Je. Lewis	5	189	37.8	84	1
Harris	3	51	17.0	20	0
Coates	1	8	8.0	8	0
RAVENS	9	248	27.6	84	1
Opponents	18	340	18.9	97	1

FIELD GOALS

	1-19	20-29	30-39	40-49	50+
Stover	0/0	2/2	3/4	1/2	0/0
RAVENS	0/0	2/2	3/4	1/2	0/0
Opponents	0/0	2/2	1/3	0/1	0/0

Stover: 0(38G)(36N,31G,28G,21G)(47G,41N,34G)

RAVENS: 0(38G)(36N,31G,28G,21G)(47G,41N,34G)

Opponents: 31G(45B,31N,21G,37B)(24G)(0)

TD

	TD%	INT	INT%	LG	SACK/LOST	RATING
3	4.1	1	1.4	96	10/82	83.7
0	0.0	0	0.0	0	0/0	39.6
3	3.9	1	1.3	96	10/82	80.5
0	0.0	10	6.2	31	14/93	33.4

SPECIAL TEAMS STATISTICS

FROM COACHES VIDEO

PLAYER	TT	SOLO	AS	FF	FR	BK
Brigance, O.J.	10	8	2	0	0	0
Jackson, Brad	8	7	1	0	0	0
Davis, Billy	8	6	2	0	0	0
Trapp, James	6	3	3	1	0	0
Mitchell, Anthony	4	3	1	0	0	0
Harris, Corey	2	2	0	0	0	0
Starks, Duane	2	2	0	0	0	0
Davis, Anthony	2	1	1	0	0	0
Herring, Kim	2	1	1	0	0	0
Bailey, Robert	1	1	0	0	1	0
Brown, Cornell	1	1	0	0	0	0
Poindexter, Anthony	1	1	0	0	0	0
Sharper, Jamie	1	1	0	0	0	0
Thomas, Adaluis	1	1	0	0	0	0
Washington, Keith	0	0	0	0	0	2

2001 STATISTICS

RESULTS AND ATTENDANCE

WON 10, LOST 6 WILD CARD

Date	Result	Opponent	Score
09/09	W	Chicago	69,365
09/23	L	at Cincinnati	49,632
09/30	W	at Denver	75,082
10/07	W	Tennessee	69,494
10/14	L	at Green Bay	59,866
10/21	L	at Cleveland	72,818
10/28	W	Jacksonville	69,439
11/04	W	at Pittsburgh	62,906
11/12	W	at Tennessee	68,798
11/18	L	Cleveland	69,353
11/25	W	at Jacksonville	53,530
12/02	W	Indianapolis	69,382
12/09		BYE WEEK	
12/16	L	Pittsburgh	69,506
12/23	W	Cincinnati	68,987
12/29	L	at Tampa Bay	65,619
01/07	W	Minnesota	69,465

TEAM STATISTICS

	RAVENS	OPPONENT
TOTAL FIRST DOWNS	299	262
Rushing	92	81
Passing	180	161
Penalty	27	20
3rd Down: Made/Att	82/230	70/227
3rd Down Pct.	35.7	30.8
4th Down: Made/Att	3/13	6/15
4th Down Pct.	23.1	40.0
POSSESSION AVG.	29:39	30:21
TOTAL NET YARDS	5124	4446
Avg. Per Game	320.3	277.9
Total Plays	1080	1010
Avg. Per Play	4.7	4.4
NET YARDS RUSHING	1810	1411
Avg. Per Game	113.1	88.2
Total Rushes	483	410
NET YARDS PASSING	3314	3035
Avg. Per Game	207.1	189.7
Sacked/Yards Lost	40/281	45/290
Gross Yards	3595	3325
Att./Completions	557/320	555/321
Completion Pct.	57.5	57.8
Had Intercepted	20	16
PUNTS/AVERAGE	87/38.0	98/41.6
NET PUNTING AVG.	87/33.6	98/33.6
PENALTIES/YARDS	89/728	105/903
FUMBLES/BALL LOST	31/16	22/12
TOUCHDOWNS	31	30
Rushing	11	10
Passing	18	16
Returns	2	4

SCORE BY PERIODS

	1	2	3	4	OT	PTS
RAVENS	29	92	63	119	0	303
Opponents	38	77	89	61	0	265

SCORING

Player	TD	RU	PA	RT	K/PAT	FG	S	PTS
Stover	0	0	0	0	25/25	30/35	0	115
Ismail	7	0	7	0	0	0	0	44
Brookins	5	5	0	0	0	0	0	30
Allen	3	3	0	0	0	0	0	18
T. Taylor	3	0	3	0	0	0	0	18
Ayanbadejo	2	1	1	0	0	0	0	12
Sharpe	2	0	2	0	0	0	0	12
Stokley	2	0	2	0	0	0	0	12
Cunningham	1	1	0	0	0	0	0	6
Gash	1	0	1	0	0	0	0	6
Grbac	1	1	0	0	0	0	0	6
Heap	1	0	1	0	0	0	0	6
Johnson	1	0	1	0	0	0	0	6
Sharper	1	0	0	1	0	0	0	6
Woodson	1	0	0	1	0	0	0	6
RAVENS	31	11	18	2	25/25	30/35	0	303
Opponents	30	10	16	4	28/28	19/33	0	265

2-Pt. Conversions: Ismail, RAVENS 1-6; Opponents 0-2

SACKS: Boulware 15.0, McCrary 7.5, Sharper 6.0, R. Lewis 3.5, A. Thomas 3.5, Adams 2.0, Siragusa 2.0, Douglas 1.0, Gregg 1.0, S. Taylor 1.0, Team 1.0, Trapp 1.0, Webster 0.5, **TEAM 44.0, Opponents 40.0**

PASSING

Player	ATT	COMP	YARDS	COMP%	YDS/ATT
Grbac	467	265	3053	56.7	6.49
Cunningham	89	54	573	60.7	6.44
Richardson	1	1	11	100.0	-11.00
TEAM	557	320	3595	57.5	6.45
Opponents	555	321	3325	57.8	5.99

RUSHING

Player	NO	YDS	AVG	LG	TD
Allen	168	658	3.9	26	3
Brookins	151	551	3.6	25	5
M. Williams	65	291	4.5	55	0
Ayanbadejo	46	173	3.8	17	1
T. Taylor	5	46	9.2	16	0
Cunningham	14	40	2.9	15	1
Je. Lewis	9	33	3.7	14	0
Grbac	21	18	0.9	6	1
Stokley	1	1	1.0	1	0
Richardson	1	0	0.0	0	0
Gash	2	-1	-5.0	0	0
RAVENS	483	1810	3.7	55	11
Opponents	410	1411	3.4	38	10

RECEIVING

Player	NO	YDS	AVG	LG	TD
Ismail	74	1059	14.3	77	7
Sharpe	73	811	11.1	37	2
T. Taylor	42	560	13.3	63	3
Stokley	24	344	14.3	46	2
Ayanbadejo	24	121	5.0	18	1
M. Williams	23	210	9.1	46	0
Allen	17	68	4.0	11	0
Heap	16	206	12.9	24	1
Gash	9	80	8.9	16	1
Brookins	6	45	7.5	15	0
Johnson	5	57	11.4	25	1
Je. Lewis	4	32	8.0	12	0
Jones	2	13	6.5	13	0
A. Mitchell	1	-11	-11.0	-1	0
RAVENS	320	3595	11.2	77	1
Opponents	321	3325	10.4	90	16

INTERCEPTIONS

Player	NO	YDS	AVG	LG	TD
Starks	4	9	2.3	9	0
R. Lewis	3	115	38.3	64	0
Woodson	3	57	19.0	47	1
Harris	2	1	0.5	1	0
Trapp	1	15	15.0	15	0
McCrary	1	1	1.0	1	0
McAlister	1	0	0.0	0	0
Porter	1	-3	-3.0	-3	0
RAVENS	16	195	12.2	64	1
Opponents	20	331	16.6	66	3

PUNTING

Player	NO	YDS	AVG	TB	In	LG	Bk
Richardson	85	3309	38.9	10	29	65	2
RAVENS	87	3309	38.0	10	29	65	2
Opponents	98	4076	41.6	11	24	69	0

PUNT RETURNS

Player	Ret	FC	YDS	AVG	LG	TD
Je. Lewis	42	9	519	12.4	62	0
McAlister	5	1	44	8.8	24	0
Lake	1	0	0	0.0	0	0
RAVENS	48	10	563	11.7	62	0
Opponents	33	22	183	5.5	30	0

KICKOFF RETURNS

Player	NO	YDS	AVG	LG	TD
Je. Lewis	42	1039	24.7	76	0
Harris	11	235	21.4	34	0
Johnson	2	39	19.5	23	0
Bobo	1	11	11.0	11	0
Brookins	1	23	23.0	23	0
RAVENS	57	1347	23.6	76	0
Opponents	64	1393	21.8	51	0

FIELD GOALS

Player	1-19	20-29	30-39	40-49	50+
Stover	0/0	16/16	9/10	5/9	0/0
RAVENS	0/0	16/16	9/10	5/9	0/0
Opponents	0/0	7/7	6/11	6/15	0/0

Stover: (46N,37G)(38G)(29G,26G)(26G,25G)(28G)(21G,38G)(49G,28G)(25G,39G)(31G,33G,30G)(42G)(41G,41N)(26G,30G,29G,27G,46N)(48N)(43G,29G,433N,43G)(24G)(21G,20G,38G2 0G)

Opponents: (20G,43N,46G)(43N,39N,45N)(43G,49G)(46N)(33G,47N)(33G)(40G)(38G,41N,33N,48N,35)(48N,27G)(29G,42G)(38N)(33G,25G)(22G,33G,32N)(0)(42G,38G,24G,40N)(26G)

TD TD%

Player	INT	INT%	LG	SACK/LOST	RATING
Allen	15	3.2	18	3.9	77
Brookins	3	3.4	2	2.2	30
M. Williams	0	0.0	0	0.0	11
Ayanbadejo	18	3.2	20	3.6	77
T. Taylor	16	2.9	16	2.9	90
RAVENS	16	2.9	16	2.9	90
Opponents	16	2.9	16	2.9	90

HISTORY

2001 DEFENSIVE STATISTICS

FROM COACHES VIDEO

PLAYER	TT	SOLO	AS	SACKS	YDS	INT	PD	FF	FR
Lewis, Ray	196	130	66	3.5	26	3	13	1	1
Sharper, Jamie	135	101	34	6	31	0	12	0	1
Woodson, Rod	93	70	23	0	0	3	13	1	1
Harris, Corey	91	70	21	0	0	2	12	3	4
Boulware, Peter	82	51	31	15	87.5	0	4	3	1
McAlister, Chris	69	59	10	0	0	1	11	0	0
McCrary, Michael	64	42	22	7.5	42.5	1	2	1	0
Starks, Duane	59	52	7	0	0	4	17	2	0
Siragusa, Tony	58	27	31	2	12	0	3	0	0
Adams, Sam	51	28	23	2	16	0	2	1	0
Burnett, Rob	50	28	22	0	0	0	6	0	1
Thomas, Adalius	39	27	12	3.5	32.5	0	8	3	0
Lake, Carnell	32	27	5	0	0	0	0	0	1
Trapp, James	31	25	6	1	8	1	4	0	0
Dalton, Lionel	29	15	14	0	0	0	0	0	0
Webster, Larry	28	13	15	0.5	1.5	0	0	0	0
Jackson, Brad	25	13	12	0	0	0	1	1	0
Gregg, Kelly	19	10	9	1	7	0	1	0	0
Mitchell, Anthony	11	9	2	0	0	0	1	0	0
Porter, Alvin	8	8	0	0	0	1	1	0	0
Taylor, Shannon	5	2	3	1	6	0	0	1	1
Douglas, Marques	3	2	1	1	11	0	0	0	0

2001 SPECIAL TEAMS STATISTICS

FROM COACHES VIDEO

PLAYER	TT	SOLO	AS	FF	FR	BK
Thomas, Adalius	18	14	4	0	0	0
Mitchell, Anthony	18	12	6	0	0	0
Jackson, Brad	16	9	7	0	1	0
Porter, Alvin	14	11	3	1	0	0
Trapp, James	12	9	3	0	0	0
Taylor, Shannon	9	8	1	0	0	0
Hartwell, Edgerton	9	5	4	0	0	0
Baxter, Gary	8	8	0	0	0	0
Ayanbadejo, Obafemi	8	7	1	0	0	0
Jones, John	8	7	1	0	0	0
Lake, Carnell	7	4	3	0	0	0
Williams, Moe	5	4	1	0	0	0
Starks, Duane	4	4	0	0	0	0
Harris, Corey	4	3	1	0	0	0
Kight, Danny	2	2	0	0	0	0
Stover, Matt	2	2	0	0	0	0
Maese, Joe	1	1	0	0	0	0
McAlister, Chris	1	1	0	0	0	1
Ricard, Alan	1	1	0	0	0	0
Sharper, Jamie	1	1	0	0	0	0
Hellestrae, Dale	1	0	1	0	0	0

*McAlister partially deflected a FG at Pittsburgh 11/4/01

TOP THREE

SOLO	SACKS	FF	FR	PD
130 Ray Lewis	15.0 Peter Boulware	3 Peter Boulware	4 Corey Harris	17 Duane Starks
101 Jamie Sharper	7.5 Michael McCrary	3 Corey Harris	1 7 players tied	13 Ray Lewis
70 2 players tied	6.0 Jamie Sharper	3 Adalius Thomas		13 Rod Woodson

2001 USUAL STARTING LINEUPS

OFFENSE		DEFENSE	
WR 87	Qadry Ismail	LDE 90	Rob Burnett
WR 89	Travis Taylor	LDT 95	Sam Adams
LT 75	Jonathan Ogden	RDT 98	Tony Siragusa
LG 64	Edwin Mulitalo	RDE 99	Michael McCrary
C 62	Mike Flynn	LLB 58	Peter Boulware
RG 66	Bennie Anderson	MLB 52	Ray Lewis
RT 77	Kipp Vickers	RLB 55	Jamie Sharper
TE 82	Shannon Sharpe	LCB 22	Duane Starks
QB 18	Elvis Grbac	RCB 21	Chris McAlister
RB 29	Terry Allen	SS 45	Corey Harris
FB 32	Sam Gash	FS 26	Rod Woodson

2001 RAVENS COACHES

Brian Billick, Head Coach; **Matt Cavanaugh**, Offensive Coordinator/Quarterbacks; **Marvin Lewis**, Defensive Coordinator; **Jim Collette**, Offensive Line; **Jack Del Rio**, Linebackers; **Jeff Friday**, Strength and Conditioning; **Wade Harman**, Tight Ends/Assistant Offensive Line; **Donnie Henderson**, Secondary; **Milt Jackson**, Offensive Assistant; **Chip Morton**, Assistant Strength and Conditioning; **Mike Nolan**, Wide Receivers; **Russ Purnell**, Special Teams; **Rex Ryan**, Defensive Line; **Steve Shafer**, Assistant Head Coach/Secondary; **Matt Simon**, Running Backs; **Mike Smith**, Defensive Assistant/Defensive Line; **Bennie Thompson**, Special Teams Assistant

2001 RAVENS HONOR ROLL

Pro Bowl: DT Sam Adams (2nd team); WR/KR Jermaine Lewis (2nd team); LB Ray Lewis (starter); OT Jonathan Ogden (starter); TE Shannon Sharpe (2nd team); S Rod Woodson (starter)

All Pro: DT Sam Adams (*PFW, FN, CPFW*); WR/KR Jermaine Lewis (*PFW, FD, TSN*); TE Shannon Sharpe (*CPFW*); LB Ray Lewis (AP-1st team, *SI, PFW, FD, FN, CPFW, TSN*); OL Edwin Mulitalo (*SI*); OT Jonathan Ogden (AP-2nd team, *PFW, FD, FN, CPFW, TSN*)

All Community Team Awards: LB Ray Lewis, CB Chris McAlister, DE Michael McCrary,

OT Jonathan Ogden, CB James Trapp

Ravens Nest Lineman of the Year: OL Edwin Mulitalo

Ravens Roost Extra Effort Award: WR Brandon Stokley

Ravens Roost Unsung Hero: LB Jamie Sharper

Ed Block Courage Award: S Corey Harris

BALTIMORE RAVENS 2001 SEASON REVIEW

	Reg.	Post.		Reg.	Post.
Record	10-6	1-1	When Scoring First	5-2	0-0
vs. AFC Central	6-4	0-1	When Not Scoring First	5-4	1-1
vs. AFC	8-4	1-1	Positive or Even Turnover Ratio	9-0	1-0
vs. NFC	2-2	0-0	Negative Turnover Ratio	1-6	0-1
Home	6-2	0-0	Winning Penalty Ratio	7-3	1-0
Away	4-4	1-1	Losing Penalty Ratio	3-2	0-1
On Grass	10-6	1-1	Overtime	0-0	0-0
Artificial Turf	0-0	0-0	Preseason	1-2	0-0
Outdoors	10-6	1-1	With a 100-Yard Rusher	3-0	1-0
Indoors	0-0	0-0	With a 100-Yard Receiver	1-0	0-0
Leading at Halftime	5-1	1-0	Without a 100-Yard Rusher	7-6	0-1
Trailing at Halftime	2-5	0-1	Without a 100-Yard Receiver	9-6	1-1
Tied at Halftime	3-0	0-0	When Allowing a 100-Yard Rusher	1-0	0-0
Tied After 3 Quarters	2-0	0-0	When Not Allowing a 100-Yard Rusher	9-6	1-1
Leading After 3 Quarters	5-0	1-0	When Allowing a 100-Yard Receiver	1-2	0-0
Trailing After 3 Quarters	3-6	0-1	When Not Allowing a 100-Yard Receiver	9-4	1-1
Winning Coin Toss	6-2	1-1	With a 300-Yard Passer	0-1	0-0
Losing Coin Toss	4-4	0-0	Without a 300-Yard Passer	10-5	1-1
Decided by 8 Points or less	5-2	0-0	When Allowing a 300-Yard Passer	2-2	0-0
Decided by 3 Points or less	3-0	0-0	When Not Allowing a 300-Yard Passer	8-4	1-1

HISTORY

2001 POSTSEASON STATISTICS

RESULTS AND ATTENDANCE

WON 1, LOST 1

01/13	W	20-3	at Miami	72,251
01/20	L	10-27	at Pittsburgh	63,976

TEAM STATISTICS

TOTAL FIRST DOWNS	27	30	OPPONENT
Rushing	12	12	
Passing	13	14	
Penalty	2	4	
3rd Down: Made/Att	11/28	10/27	
3rd Down Pct	39.3	37.0	
4th Down: Made/Att	1/1	0/1	
4th Down Pct.	100.0	0.0	
POSSESSION AVG.	28:35	31:26	
TOTAL NET YARDS	497	448	
Avg. Per Game	248.5	224.0	
Total Plays	120	119	
Avg. Per Play	4.1	3.8	
NET YARDS RUSHING	248	200	
Avg. Per Game	124.0	100.0	
Total Rushes	61	64	
NET YARDS PASSING	249	248	
Avg. Per Game	124.5	124.0	
Sacked/Yards Lost	4/37	5/28	
Gross Yards	286	276	
Att./Completions	55/30	50/27	
Completion Pct.	54.5	54.0	
Had Intercepted	3	2	
PUNTS/AVERAGE	12/40.1	11/43.5	
NET PUNTING AVG.	12/32.1	11/30.6	
PENALTIES/YARDS	14/100	11/86	
FUMBLES/BALL LOST	2/2	6/2	
TOUCHDOWNS	3	3	
Rushing	1	2	
Passing	1	1	
Returns	1	0	

SCORE BY PERIODS

	1	2	3	4	OT	PTS
RAVENS	0	10	14	6	0	30
Opponents	13	10	0	7	0	30

SCORING	TD	RU	PA	RT	K/PAT	FG	S	PTS
Stover	0	0	0	0	3/3	3/4	0	12
Allen	1	1	0	0			0	6
Je. Lewis	1	0	0	1			0	6
T. Taylor	1	0	1	0			0	6
RAVENS	3	1	1	1	3/3	3/4	0	30
Opponents	3	2	1	0	3/3	3/4	0	30

2-Pt. Conversions: Ravens 0-0; Opponents 0-0

SACKS: Boulware 1.0, A. Mitchell 1.0, Sharper 1.0, Webster 1.0, Burnett 0.5, A. Thomas 0.5, **TEAM 5.0, Opponents 4.0**

PASSING	ATT	COMP	YARDS	COMP%	YDS/ATT
Grbac	55	30	286	54.5	5.20
RAVENS	55	30	286	54.5	5.20
Opponents	50	27	276	54.0	5.52

RUSHING

	NO	YDS	AVG	LG	TD
Allen	29	120	4.1	13	1
Brookins	14	71	5.1	18	0
M. Williams	9	29	3.2	9	0
T. Taylor	1	15	15.0	15	0
Ayanbadejo	2	8	4.0	5	0
Je. Lewis	2	4	2.0	5	0
Grbac	2	3	1.5	4	0
Redman	2	-2	-1.0	-1	0
RAVENS	61	248	4.1	18	1
Opponents	64	200	3.1	23	2

RECEIVING

	NO	YDS	AVG	LG	TD
Sharpe	9	79	8.8	27	0
T. Taylor	6	76	12.7	45	1
M. Williams	4	24	6.0	14	0
Allen	3	11	3.7	6	0
Stokley	2	38	19.0	27	0
Ismail	2	24	12.0	16	0
Gash	1	13	13.0	13	0
Heap	1	11	11.0	11	0
Ayanbadejo	1	7	7.0	7	0
Brookins	1	3	3.0	3	0
RAVENS	30	286	9.5	45	1
Opponents	27	276	10.2	32t	1

INTERCEPTIONS

	NO	YDS	AVG	LG	TD
Starks	1	26	26.0	26	0
McAlister	1	18	18.0	18	0
RAVENS	2	44	22.0	26	0
Opponents	3	51	17.0	32	0

PUNTING

	NO	YDS	AVG	TB	In	LG	Blk
Richardson	12	481	40.1	1	1	52	0
RAVENS	12	481	40.1	1	1	52	0
Opponents	11	479	43.5	2	4	52	0

PUNT RETURNS

	Ret	FC	YDS	AVG	LG	TD
Je. Lewis	5	2	102	20.4	88t	1
Harris	2	2	102	20.4	88t	1
RAVENS	7	0	76	10.9	35	0
Opponents	7	0	76	10.9	35	0

KICKOFF RETURNS

	NO	YDS	AVG	LG	TD
Je. Lewis	6	104	17.3	28	0
Harris	2	33	16.5	18	0
RAVENS	8	137	17.1	28	0
Opponents	8	187	23.4	32	0

FIELD GOALS

	1-19	20-29	30-39	40-49	50+
Stover	0/0	1/1	1/1	1/2	0/0
RAVENS	0/0	1/1	1/1	1/2	0/0
Opponents	0/0	1/1	1/2	1/1	0/0

Stover:(40N,35G,40G)(26G)

RAVENS: (40N,35G,40G)(26G)

Opponents: (33G)(21G,35N,46G)

TD	TD%	INT	INT%	LG	SACK/LOST	RATING
1	1.8	3	5.5	45	4/37	52.5
1	1.8	3	5.5	45	4/37	52.5
1	2.0	2	4.0	32t	5/28	60.1

DEFENSIVE STATISTICS

FROM COACHES VIDEO

PLAYER	TT	SOLO	AS	SACKS	YDS INT	PD	FF	FR
Sharper, Jamie	20	12	8	1	0	0	1	1
Lewis, Ray	15	9	6	0	0	0	0	2
Woodson, Rod	14	11	3	0	0	0	2	0
Harris, Corey	12	9	3	0	0	0	1	0
Webster, Larry	12	8	4	1	8	0	1	0
Starks, Duane	10	9	1	0	0	1	1	0
Boulware, Peter	10	5	5	1	15	0	2	1
Burnett, Rob	8	6	2	1	3	0	0	0
Siragusa, Tony	8	5	3	0	0	0	0	0
Adams, Sam	7	2	5	0	0	0	0	1
McAlister, Chris	6	3	3	0	0	1	3	0
Mitchell, Anthony	4	4	0	1	2	0	0	0
Gregg, Kelly	4	3	1	0	0	0	0	0
Lake, Carnell	4	3	1	0	0	0	1	0
Thomas, Adalius	4	2	2	0	0	0	0	0
Jackson, Brad	3	2	1	0	0	0	0	0
Dalton, Lionel	1	0	1	0	0	0	0	0

SPECIAL TEAMS STATISTICS

FROM COACHES VIDEO

PLAYER	TT	SOLO	AS	FF	FR	BK
Porter, Alvin	6	4	2	1	0	0
Ayanbadejo, Obafemi	5	3	2	0	0	0
Baxter, Gary	3	2	1	0	0	0
Mitchell, Anthony	3	2	1	0	0	0
Starks, Duane	2	2	0	0	0	0
Harris, Corey	2	1	1	0	0	0
Hellestrac, Dale	1	1	0	0	0	0
Jackson, Brad	1	1	0	0	0	0
Richardson, Kyle	1	1	0	0	0	0
Thomas, Adalius	1	1	0	0	0	0
Hartwell, Edgerton	1	0	1	0	0	0

2003 STATISTICS

RESULTS AND ATTENDANCE

WON 10, LOST 6	AFC NORTH CHAMPIONS			
9/07	L	15-34	at Pittsburgh	63,157
9/14	W	33-13	Cleveland	69,473
9/21	W	24-10	at San Diego	52,028
9/28	L	10-17	Kansas City	69,459
10/05			BYE WEEK	
10/12	W	26-18	at Arizona	24,193
10/19	L	26-34	at Cincinnati	53,553
10/26	W	26-6	Denver	69,721
11/02	W	24-17	Jacksonville	69,486
11/09	L	22-33	at St. Louis	66,085
11/16	L	6-9 (OT)	at Miami	73,333
11/23	W	44-41 (OT)	Seattle	69,477
11/30	W	44-6	San Francisco	69,549
12/07	W	31-13	Cincinnati	69,468
12/14	L	12-20	at Oakland	45,398
12/21	W	35-0	at Cleveland	72,548
12/28	W	13-10 (OT)	Pittsburgh	70,001

TEAM STATISTICS

	RAVENS	OPPONENT
TOTAL FIRST DOWNS	259	248
Rushing	115	78
Passing	121	144
Penalty	23	26
3rd Down: Made/Att	72/226	69/235
Down Pct.	31.9	29.4
4th Down: Made/Att	7/11	5/17
Down Pct.	63.6	29.4
POSSESSION AVG.	30:14	29:46
TOTAL NET YARDS	4929	4341
Per Game	308.1	271.3
Total Plays	1009	1026
Avg. Per Play	4.9	4.2
NET YARDS RUSHING	2674	1536
Avg. Per Game	167.1	96.0
Total Rushes	552	448
NET YARDS PASSING	2255	2805
Avg. Per Game	140.9	175.3
Sacked/Yards Lost	42/262	47/353
Gross Yards	2517	3158
Att./Completions	415/217	531/296
Completion Pct.	52.3	55.7
Had Intercepted	19	24
PUNTS/AVERAGE	91/40.8	105/40.1
NET PUNTING AVG.	91/34.9	105/34.7
PENALTIES/YARDS	126/970	106/935
FUMBLES/BALL LOST	37/19	29/17
TOUCHDOWNS	41	28
Rushing	18	6
Passing	16	19
Returns	7	3

SCORE BY PERIODS

	1	2	3	4	OT	PTS
RAVENS	61	90	84	150	6	391
Opponents	63	73	77	65	3	281

SCORING

	TD	RU	PA	RT	K/PAT	FG	S	PTS
Stover	0	0	0	0	35/35	33/38	0	134
J. Lewis	14	14	0	0	0	0	0	84
Robinson	6	0	6	0	0	0	0	36
Heap	3	0	3	0	0	0	0	26
T. Jones	3	0	3	0	0	0	0	18
Reed	3	0	0	3	0	0	0	18
T. Taylor	3	0	3	0	0	0	0	18
M. Smith	2	2	0	0	0	0	0	12
C. Taylor	2	2	0	0	0	0	0	12
R. Lewis	1	0	0	1	0	0	0	6
McAlister	1	0	0	1	0	0	0	6
Ogden	1	0	1	0	0	0	0	6
Ricard	1	0	0	1	0	0	0	6
Williams	1	0	0	1	0	0	0	6
Richey	0	0	0	0	0/0	1/2	0	3
RAVENS	41	18	16	7	35/35	34/40	0	391
Opponents	28	6	19	3	27/27	28/31	0	281

2-Pt. Conversions: Heap 4, RAVENS 4-6; Opponents 1-1

SACKS: Stover 12.0, Boulware 8.5, Weaver 5.0, Douglas 4.5, A. Thomas 4.0, Gregg 3.0, Hartwell 3.0, R. Lewis 1.5, Baxter 1.0, C. Brown 1.0, Kemoatu 1.0, Reed 1.0, Slaughter LG 1.0, Williams 1.0, Knight 0.5 **TEAM 47.0, Opponents 42.0**

PASSING	ATT	COMP	YARDS	COMP%	YDS/ATT
Boller	224	116	1260	51.8	5.63
Wright	178	94	1199	52.8	6.74
Redman	13	7	58	53.8	4.46
RAVENS	415	217	2517	52.3	6.07
Opponents	531	296	3158	55.7	5.95

RUSHING	NO	YDS	AVG	LG	TD
J. Lewis	387	2066	5.3	82t	14
C. Taylor	63	276	4.4	32	2
Ricard	19	79	4.2	30	0
Wright	28	73	2.6	17	0
Boller	10	62	2.1	15	0
T. Taylor	11	62	5.6	16	0
M. Smith	9	31	3.4	11t	2
Heap	3	21	7.0	9	0
Redman	2	4	2.0	4	0
RAVENS	552	2674	4.8	82t	18
Opponents	448	1536	3.4	36	6

RECEIVING	NO	YDS	AVG	LG	TD
Heap	57	693	12.2	33t	3
T. Taylor	39	632	16.2	73t	3
Robinson	31	451	14.5	50t	6
J. Lewis	26	205	7.9	26	0
C. Taylor	20	132	6.6	23	0
T. Jones	19	159	8.4	25	3
Sanders	14	170	12.1	44	0
Ricard	9	62	6.9	15	0
R. Johnson	1	12	12.0	12	0
Ogden	1	1	1.0	1t	1
Boller	0	0	---	0	0
Ward TM	0	0	---	0	0
RAVENS	217	2517	11.6	73t	16
Opponents	296	3158	10.7	82t	19

INTERCEPTIONS	NO	YDS	AVG	LG	TD
Reed	7	132	18.9	54t	1
R. Lewis	6	99	16.5	37	1
McAlister	3	93	31.0	83t	1
Baxter	3	41	13.7	34	0
Demps	2	57	28.5	54	0
Williams	1	52	52.0	52t	1
Hartwell	1	26	26.0	26	0
Suggs	1	11	11.0	11	0
RAVENS	24	511	21.3	83t	4
Opponents	19	269	14.2	45	0

PUNTING	NO	YDS	AVG	TB	In	LG	Blk
Zastudil	89	3649	41.0	8	21	67	0
Boller	1	29	29.0	0	0	29	0
Stover	1	34	34.0	1	0	34	0
RAVENS	91	3712	40.8	9	21	67	0
Opponents	105	4211	40.1	8	28	68	2

PUNT RETURNS	Ret	FC	YDS	AVG	LG	TD
Brightful	45	20	351	7.8	44	0
Reed	5	3	33	6.6	19	0
Ward TM	3	0	26	8.7	16	0
RAVENS	53	23	410	7.7	44	0
Opponents	42	18	354	8.4	44	0

KICKOFF RETURNS	NO	YDS	AVG	LG	TD
Brightful	29	716	24.7	75	0
C. Taylor	23	448	19.5	29	0
M. Smith	2	17	8.5	15	0
A. Thomas	1	21	21.0	21	0
Walls	1	0	0.0	0	0
Ward TM	1	20	20.0	20	0
RAVENS	57	1222	21.4	75	0
Opponents	70	1495	21.4	97t	1

FIELD GOALS	1-19	20-29	30-39	40-49	50+
Stover	0/0	16/16	6/6	11/14	0/2
Richey	0/0	0/0	0/0	0/0	1/2
RAVENS	0/0	16/16	6/6	11/14	1/2
Opponents	0/0	9/9	5/6	13/14	1/4

Stover: (45N,20G,40G,21G)(49G)(29G)(31G,22G,29G,37G)(25G)(45N,25G,39G,22G,29G)(23G,32G,23G)(41G,25G,41G)(39G,45G)(21G,40G,42G)(28G,47G,41G)(22G)(32G,28G,50N)(46N)(46G,52N,47G)

Richey: (0)(56G)(0)(0)(0)(0)(0)(0)(0)(0)(51N)
Opponents: (29G,31G)(44G,35G)(24G,50N)(46G)(46G)(44G,37G)(28G,22G)(24G)(49G,46G,48G,27G)(23G,52G,48N,43G)(45G,46G)(48G,40G)(25G,38G)(37G,23G)(37N)(42G)

TD	TD%	INT	INT%	LG	SACK/LOST	RATING
7	3.1	9	4.0	73t	17/92	62.4
9	5.1	8	4.5	64	19/125	72.3
0	0.0	2	15.4	16	6/45	26.0
16	3.9	19	4.6	73t	42/262	64.7
19	3.6	24	4.5	82t	47/353	66.4

HISTORY

2003 POSTSEASON STATISTICS

RESULTS AND ATTENDANCE

WON 0, LOST 1
01/03 L 17-20 Tennessee 69,452

TEAM STATISTICS

	RAVENS	OPPONENT
TOTAL FIRST DOWNS	12	16
Rushing	1	10
Passing	11	6
Penalty	0	0
3rd Down: Made/Att	3/12	6/15
3rd Down Pct.	25.0	40.0
4th Down: Made/Att	0/0	0/0
4th Down Pct.	0.0	0.0
POSSESSION AVG.	24:52	35:08
TOTAL NET YARDS	255	324
Avg. Per Game	255.0	324.0
Total Plays	55	63
Avg. Per Play	4.6	5.1
NET YARDS RUSHING	54	165
Avg. Per Game	54.0	165.0
Total Rushes	16	40
NET YARDS PASSING	201	159
Avg. Per Game	201.0	159.0
Sacked/Yards Lost	2/13	0/0
Gross Yards	214	159
Att./Completions	37/20	23/14
Completion Pct.	54.1	60.9
Had Intercepted	2	3
PUNTS/AVERAGE	8/48.8	6/44.7
NET PUNTING AVG.	8/40.0	6/44.3
PENALTIES/YARDS	8/70	6/55
FUMBLES/BALL LOST	1/0	0/0
TOUCHDOWNS	2	2
Rushing	0	1
Passing	1	1
Returns	1	0

SCORE BY PERIODS

	1	2	3	4	OT	PTS
RAVENS	7	3	0	7	0	17
Opponents	0	7	6	0	0	20

SCORING	TD	RU	PA	RT	K/PAT	FG	S	PTS
Demps	1	0	0	1			0	6
Heap	1	0	1	0			0	6
Stover	0	0	0	0	2/2	1/1	0	5
RAVENS	2	0	1	1	2/2	1/1	0	17
Opponents	2	1	1	0	2/2	2/2	0	20

2-Pt. Conversions: RAVENS 0-0; Opponents 0-0

SACKS: TEAM 0.0, Opponents 2.0

PASSING	ATT	COMP	YARDS	COMP%	YDS/ATT
Wright	37	20	214	54.1	5.78
RAVENS	37	20	214	54.1	5.78
Opponents	23	14	159	60.9	6.91

RUSHING	NO	YDS	AVG	LG	TD
J. Lewis	14	35	2.5	8	0
Wright	2	19	9.5	11	0
RAVENS	16	54	3.4	11	0
Opponents	40	165	4.1	16	1

RECEIVING	NO	YDS	AVG	LG	TD
T. Taylor	7	82	11.7	30	0
Heap	6	80	13.3	35t	1
C. Taylor	2	19	9.5	16	0
T. Jones	2	16	8.0	9	0
J. Lewis	2	4	2.0	6	0
Robinson	1	13	13.0	13	0
RAVENS	20	214	10.7	35t	1
Opponents	14	159	11.4	49t	1

INTERCEPTIONS	NO	YDS	AVG	LG	TD
Demps	1	56	56.0	56t	1
Reed	1	23	23.0	23	0
McAlister	1	0	0.0	0	0
RAVENS	3	79	26.3	56t	1
Opponents	2	1	0.5	1	0

PUNTING	NO	YDS	AVG	TB	In	LG	Blk
Zastudil	8	390	48.8	0	0	56	0
RAVENS	8	390	48.8	0	0	56	0
Opponents	6	268	44.7	0	4	63	0

PUNT RETURNS	Ret	FC	YDS	AVG	LG	TD
Brightful	2	2	2	1.0	2	0
RAVENS	2	2	2	1.0	2	0
Opponents	6	1	70	11.7	17	0

KICKOFF RETURNS	NO	YDS	AVG	LG	TD
Brightful	2	34	17.0	26	0
C. Taylor	2	45	22.5	26	0
RAVENS	4	79	19.8	26	0
Opponents	4	61	15.3	24	0

FIELD GOALS	1-19	20-29	30-39	40-49	50+
Stover	0/0	0/0	0/0	1/1	0/0
RAVENS	0/0	0/0	0/0	1/1	0/0
Opponents	0/0	0/0	0/0	2/2	0/0

Stover: (43G)
TEAM: (43G)
Opponents: (45G,46G)

TD	TD%	INT	INT%	LG	SACK/LOST	RATING
1	2.7	2	5.4	35t	2/13	57.7
1	2.7	2	5.4	35t	2/13	57.7
1	4.3	3	13.0	49t	0/0	56.5

2003 DEFENSIVE STATISTICS

FROM COACHES VIDEO

PLAYER	TT	SOLO	AS	SACKS	YDS	INT	PD	FF	FR
Lewis, Ray	18	12	6	0	0	0	0	0	0
Douglas, Marques	10	7	3	0	0	0	0	0	0
Hartwell, Ed	10	7	3	0	0	0	0	0	0
Demps, Will	8	7	1	0	0	1	1	0	0
Gregg, Kelly	6	2	4	0	0	0	0	0	0
Weaver, Anthony	6	5	1	0	0	0	0	0	0
Baxter, Gary	5	5	0	0	0	0	0	0	0
McAlister, Chris	3	3	0	0	0	1	2	0	0
Parker, Riddick	3	3	0	0	0	0	0	0	0
Reed, Ed	3	3	0	0	0	1	2	0	0
Brown, Cornell	2	2	0	0	0	0	0	0	0
Kemoeatu, Maaek	2	2	0	0	0	0	0	0	0
Suggs, Terrell	2	1	1	0	0	0	0	0	0
Johnson, Jarret	1	0	1	0	0	0	0	0	0
Knight, Tom	1	1	0	0	0	0	0	0	0
Williams, Chad	1	1	0	0	0	0	0	0	0

2003 SPECIAL TEAMS STATISTICS

FROM COACHES VIDEO

PLAYER	TT	SOLO	AS	FF	FR	BK
Smith, Musa	4	2	2	0	0	0
Morrow, Harold	3	1	2	0	0	0
Brightful, Lamont	1	1	0	0	0	0
Brown, Cornell	1	1	0	0	0	0
Demps, Will	1	1	0	0	0	0
Jones, Terry	1	1	0	0	0	0
Knight, Tom	1	1	0	0	0	0
Maese, Joe	1	1	0	0	0	0
Mughelli, Ovie	1	1	0	0	0	0
Scott, Bart	1	1	0	0	0	0
Franklin, Aubrayo	1	1	0	0	0	0

2004 STATISTICS

RESULTS AND ATTENDANCE

WON 9, LOST 7				
09/12	L	3-20	at Cleveland	73,068
09/19	W	30-13	Pittsburgh	69,859
09/26	W	23-9	at Cincinnati	65,575
10/04	L	24-27	Kansas City	69,827
10/10	W	17-10	at Washington	90,287
10/17			BYE WEEK	
10/24	W	20-6	Buffalo	69,809
10/31	L	10-15	at Philadelphia	67,715
11/07	W	27-13	Cleveland	69,781
11/14	W	20-17 (OT)	at New York Jets	77,826
11/21	W	30-10	Dallas	69,924
11/28	L	3-24	at New England	68,756
12/05	L	26-27	Cincinnati	69,695
12/12	W	37-14	New York Giants	69,856
12/19	L	10-20	at Indianapolis	57,240
12/26	L	7-20	at Pittsburgh	64,227
1/2/05	W	30-23	Miami	69,843

TOTAL STATISTICS

	RAVENS	OPPONENT
TOTAL FIRST DOWNS	260	273
Rushing	103	88
Passing	135	158
Penalty	22	27
3rd Down: Made/Att	81/231	75/218
3rd Down Pct.	35.1	34.4
4th Down: Made/Att	4/15	2/8
4th Down Pct.	26.7	25.0
POSSESSION AVG.	29:36	30:24
TOTAL NET YARDS	4375	4803
Avg. Per Game	273.4	300.2
Total Plays	991	1009
Avg. Per Play	4.4	4.8
NET YARDS RUSHING	2063	1681
Avg. Per Game	128.9	105.1
Total Rushes	491	469
NET YARDS PASSING	2312	3122
Avg. Per Game	144.5	195.1
Sacked/Yards Lost	35/247	39/264
Gross Yards	2559	3386
Att./Completions	465/258	501/276
Completion Pct.	55.5	55.1
Had Intercepted	11	21
PUNTS/AVERAGE	97/40.6	94/40.1
NET PUNTING AVG.	97/34.6	94/33.1
PENALTIES/YARDS	94/894	101/798
FUMBLES/BALL LOST	26/12	23/13
TOUCHDOWNS	33	27
Rushing	11	9
Passing	13	14
Returns	9	4

SCORE BY PERIODS

	1	2	3	4	OT	PTS
RAVENS	63	89	75	87	3	317
Opponents	46	59	57	106	0	268

SCORING

	TD	RU	PA	RT	K/PAT	FG	S	PTS
Stover	0	0	0	0	30/30	29/32	0	117
J. Lewis	7	7	0	0	0	0	0	42
Moore	4	0	4	0	0	0	0	26
Heap	3	0	3	0	0	0	0	18
Sams	3	1	0	2	0	0	0	18
Hymes	2	0	2	0	0	0	0	12
McAlister	2	0	0	2	0	0	0	12
Reed	2	0	0	2	0	0	0	12
C. Taylor	2	2	0	0	0	0	0	12
Boller	1	1	0	0	0	0	0	6
Dinkins	1	0	1	0	0	0	0	6
J. Johnson	1	0	0	1	0	0	0	6
K. Johnson	1	0	1	0	0	0	0	6
Jones	1	0	1	0	0	0	0	6
Sanders	1	0	0	1	0	0	0	6
Wilcox	1	0	1	0	0	0	0	6
Williams	1	0	0	1	0	0	0	6
RAVENS	33	11	13	9	30/30	29/32	0	317
Opponents	27	9	14	4	24/24	26/31	1	268

2-Pt. Conversions: Moore, TEAM 1-3, Opponents 1-3

SACKS: Suggs 10.5, Thomas 8.0, Douglas 5.5, Weaver 4.0, Demps 2.5, Baxter 2.0, Reed 2.0, Williams 2.0, Gregg 1.5, R. Lewis 1.0, TEAM 39.0, Opponents 35.0

	ATT	COMP	YARDS	COMP%	YDS/ATT	TD	TD%	INT	INT%	LG	SACK/LOST	RATING
Boller	464	258	2559	55.6	5.52	13	2.8	11	2.4	571	35/247	70.9
Hymes	1	0	0	0.0	0.00	0	0.0	0	0.0	0	0/0	39.6
RAVENS	465	258	2559	55.5	5.50	13	2.8	11	2.4	571	35/247	70.7
Opponents	501	276	3386	55.1	6.76	14	2.8	21	4.2	761	39/264	68.0

RUSHING

	NO	YDS	AVG	LG	TD
J. Lewis	235	1006	4.3	75t	7
C. Taylor	160	714	4.5	47	2
Boller	53	189	3.6	19	1
White	27	82	3.0	16	0
White	14	62	4.4	16	0
M. Smith	12	48	4.0	13	0
Ricard	10	36	3.6	14	0
Sams	4	19	4.8	8	1
K. Johnson	1	0	0.0	0	0
Stewart	1	-1	-1.0	-1	0
Sanders	1	-1	-1.0	-10	0
RAVENS	491	2063	4.2	75t	11
Opponents	469	1681	3.6	35t	9

RECEIVING

	NO	YDS	AVG	LG	TD
K. Johnson	35	373	10.7	35	1
T. Taylor	34	421	12.4	47	0
C. Taylor	30	184	6.1	23	0
Heap	27	303	11.2	37	3
Hymes	26	323	12.4	57t	2
Wilcox	25	219	8.8	20	1
Moore	24	293	12.2	52	4
Jones	20	152	7.6	19	1
Ricard	11	39	3.5	8	0
J. Lewis	10	116	11.6	46	0
Dinkins	9	94	10.4	18	1
White	6	21	3.5	12	0
White	2	4	2.0	6	0
M. Smith	2	31	15.5	25	0
Darling	2	5	2.5	4	0
Sams	1	2	2.0	2	0
RAVENS	258	2559	9.9	57t	13
Opponents	276	3386	12.3	76t	14

INTERCEPTIONS

	NO	YDS	AVG	LG	TD
Reed	9	358	39.8	106t	1
Williams	3	156	52.0	94	1
Sanders	3	87	29.0	48t	1
McAlister	1	51	51.0	51t	1
Baxter	1	33	33.0	33	0
Thomas	1	8	8.0	8	0
J. Johnson	1	6	6.0	6t	0
Weaver	1	0	1.0	1	0
Demps	1	0	0.0	0	0
RAVENS	21	700	33.3	106t	5
Opponents	11	172	15.6	71	0

PUNTING

	NO	YDS	AVG	Net	TB	In	LG	Bk
Zastudil	73	2948	40.4	34.6	12	26	61	0
Murphy	18	777	43.2	36.6	2	6	54	0
Stewart	5	177	35.4	31.2	0	2	42	0
Stover	1	33	33.0	13.0	1	0	33	0
RAVENS	97	3935	40.6	34.6	15	34	61	0
Opponents	94	3767	40.1	33.1	2	24	59	0

PUNT RETURNS

	Ret	FC	YDS	AVG	LG	TD
Sams	55	12	575	10.5	78t	2
Sanders	5	0	41	8.2	23	0
RAVENS	60	12	616	10.3	78t	2
Opponents	36	21	281	7.8	18	0

KICKOFF RETURNS

	NO	YDS	AVG	LG	TD
Sams	59	1251	21.2	64	0
White	4	99	24.8	44	0
Dinkins	1	7	7.0	7	0
J. Johnson	1	6	6.0	6	0
RAVENS	61	1264	20.7	64	0
Opponents	65	1509	23.2	95t	2

FIELD GOALS

	1-19	20-29	30-39	40-49	50+
Stover	2/2	9/9	7/8	9/10	2/3
RAVENS	2/2	9/9	7/8	9/10	2/3
Opponents	1/1	13/13	3/4	8/10	1/3

Stover: (42G)(35G,27G,34G)(21G)(50G)(33G)(24G,50N,19G)(44G)(44G,39G,43G,36G)(24G,42G)(50G)(22G)(20G,22G,38G,45G)(46G,44G,27G)(42G,31B)(44N)(25G,19G,33G)

Opponents: (37G,25G)(48N)(29G,47G,26G)(42G,38G)(26G)(24G,21G)(20G,41G,43G)(50G,29G)(20G)(19G,41N)(28G,40G,48G)(53N,41G,24G)(0)(24G,33G,33N)(23G,40G)(53N)

2004 DEFENSIVE STATISTICS

FROM COACHES VIDEO

PLAYER	TT	SOLO	AS	SACKS	YDS	INT	YDS	PD	FF	FR	FR	FR	FR	FR	FR
Lewis, Ray	200	122	78	1	9	0	0	3	1	2					
Hartwell, Ed	141	83	58	0	0	0	0	0	1	0					
Douglas, Marques	92	47	45	5.5	37.5	0	0	2	1	0					
Gregg, Kelly	89	54	35	1.5	5.5	0	0	2	1	1					
Reed, Ed	89	80	9	2	28	9	358	17	3	2					
Baxter, Gary	86	78	8	2	8	1	33	14	2	0					
Demps, Will	86	72	14	2.5	23.5	1	0	8	2	2					
Thomas, Adalius	80	48	32	8	28	1	8	5	4	0					
Suggs, Terrell	72	48	24	10.5	83.5	0	0	1	1	2					
Weaver, Anthony	61	35	26	4	23	1	1	5	0	1					
Kemoatu, Maake	48	27	21	0	0	0	0	0	0	0					
McAlister, Chris*	44	38	6	0	0	1	51	8	0	2					
Williams, Chad	32	31	1	2	18	3	158	6	0	0					
Johnson, Jarret	30	17	13	0	0	1	6	1	0	1					
Fuller, Corey	14	13	1	0	0	0	0	0	0	0					
Walls, Ray	12	10	2	0	0	0	0	2	0	0					
Brown, Cornell	10	6	4	0	0	0	0	0	0	0					
Sanders, Deion	9	8	1	0	0	0	87	7	0	0					
Franklin, Aubrayo	7	3	4	0	0	0	0	1	0	0					
Slaughter, T.J.	7	4	3	0	0	0	0	0	0	0					
Scott, Bart	5	3	2	0	0	0	0	0	0	0					
Edwards, Dwan	4	1	3	0	0	0	0	0	0	0					
Green, Roderick	1	1	0	0	0	0	0	0	0	0					
Totals	1219	829	390	39.0	264.0	21	700	82	16	13					

* McAlister recovered an Ed Reed fumble vs. Cin. (12/5) after Reed intercepted a pass

2004 SPECIAL TEAMS STATISTICS

FROM COACHES VIDEO

PLAYER	TT	SOLO	AS	FF	FR	FR	FR	FR	FR	FR
Morrow, Harold	21	15	6	0	0	0	0	0	0	0
Scott, Bart	17	10	7	0	1	0	0	0	0	0
Thomas, Adalius	16	15	1	0	0	0	0	0	0	0
Williams, Chad	14	10	4	0	0	0	0	0	0	0
Brown, Cornell	8	6	2	0	0	0	0	0	0	0
Slaughter, T.J.	8	7	1	1	1	0	0	0	0	0
Smith, Musa	8	8	0	0	0	0	0	0	0	0
Wilcox, Daniel	8	8	0	0	0	0	0	0	0	0
Fuller, Corey	7	5	2	0	0	0	0	0	0	0
Taylor, Chester	7	6	1	0	0	0	0	0	0	0
Walls, Ray	7	5	2	0	0	1	0	0	0	0
Green, Rod	5	4	1	0	0	0	0	0	0	0
Demps, Will	4	4	0	0	0	0	0	0	0	0
Dinkins, Darnell	3	2	1	0	0	0	0	0	0	0
White, Jamal	3	3	0	0	0	0	0	0	0	0
Maese, Joe	2	2	0	0	0	0	0	0	0	0
Mughelli, Ovie	2	2	0	0	0	0	0	0	0	0
Sams, B.J.	2	2	0	0	0	0	0	0	0	0
Hartwell, Ed	1	1	0	1	0	1	0	0	0	0
Richey, Wade	1	1	0	0	0	0	0	0	0	0
Totals	144	115	29	1	3	0	0	0	0	0

TOP THREE

SOLO	SACKS	FF	FR	PD
122 Ray Lewis	10.5 Terrell Suggs	4 Adalius Thomas	2 5 tied	17 Ed Reed
83 Ed Hartwell	8.0 Adalius Thomas	3 Ed Reed	1 3 tied	14 Gary Baxter
80 Ed Reed	5.5 Marques Douglas	2 2 tied		8 2 tied

2004 USUAL STARTING LINEUPS

OFFENSE	DEFENSE
WR 89 Travis Taylor	DE 98 Anthony Weaver
LT 75 Jonathan Ogden	NT 97 Kelly Gregg
LG 64 Edwin Mulitalo	DE 94 Marques Douglas
C 62 Casey Rabach	LOLB 55 Terrell Suggs
RT 66 Bennie Anderson	LILB 56 Edgerton Hartwell
RG 78 Orlando Brown	RILB 52 Ray Lewis
TE 86 Todd Heap/82 Terry Jones	ROLB 96 Adalius Thomas
WR 80 Randy Hynes	LCB 21 Chris McAlister
QB 7 Kyle Boller	RCB 28 Gary Baxter
RB 31 Jamal Lewis	SS 20 Ed Reed
FB 39 Alan Ricard	FS 47 Will Demps

2004 RAVENS COACHES

Brian Billick, Head Coach; **Matt Cavanaugh**, Offensive Coordinator; **Mike Nolan**, Defensive Coordinator; **Gary Zauner**, Special Teams Coordinator; **Jim Fassel**, Senior Consultant/Offense; **Jim Colletto**, Offensive Line; **Jedd Fisch**, Offensive Assistant; **Jeff FitzGerald**, Outside Linebackers; **Jeff Friday**, Strength and Conditioning; **Wade Harman**, Tight Ends/Asst. Offensive Line; **Johnnie Lynn**, Secondary; **Mike Pettine**, Defensive Assistant; **Paul Ricci**, Asst. Strength and Conditioning; **Rex Ryan**, Defensive Line; **David Shaw**, Wide Receivers; **Mike Singletary**, Inside Linebackers; **Matt Simon**, Running Backs; **Bennie Thompson**, Special Teams Assistant; **Dennis Thurman**, Secondary; **Phil Zacharias**, Defensive Assistant

2004 RAVENS HONOR ROLL

Pro Bowl: LB Ray Lewis (starter), CB Chris McAlister (starter), T Jonathan Ogden (starter), S Ed Reed (starter), LB Terrell Suggs

AP Defensive Player of the Year: S Ed Reed

All-Pro: LB Ray Lewis (AP-1st team, FD-1st team, PFW, SI, TSN), CB Chris McAlister (AP-2nd team, FD-1st team, PFW), T Jonathan Ogden (AP-2nd team, PFW, FD-1st team, SI, TSN), S Ed Reed (AP-1st team, FD-2nd team, SI, TSN)

Pro Football Weekly Defensive Most Valuable Player: S Ed Reed

Pro Football Weekly All-AFC: RB Jamal Lewis, T Jonathan Ogden, LB Ray Lewis, S Ed Reed, LB Adalius Thomas (ST)

Football Digest Defensive Player of the Year: S Ed Reed

Football Digest Assistant Coach of the Year: Defensive Coordinator Mike Nolan

NFL Players of the Month/Week: RS B.J. Sams (Oct.) – Special Teams, S Ed Reed (Nov.) – Defense, CB Deion Sanders (Week 7) – Defense, S Ed Reed (Week 9) – Defense, QB Kordell Stewart (Week 10) – Special Teams, QB Kyle Boller (Week 14) – Offense

Ravens Nest Lineman of the Year: DT Ma'ake Kemoatu

Ravens Roost Extra Effort Award: QB Kyle Boller

Ravens Roost Unsung Hero: C/G Casey Rabach

Ed Block Courage Award: T Orlando Brown

BALTIMORE RAVENS 2004 SEASON REVIEW

Record	9-7	vs. AFC North	3-3
vs. AFC	6-6	vs. NFC	3-1
Home	6-2	Away	3-5
On Grass	1-4	On Artificial Turf	8-3
Outdoors	9-6	Indoors	0-1
Leading at Halftime	6-1	Trailing at Halftime	3-3
Tied at Halftime	0-3	Losing Penalty Ratio	7-1
Tied After 3 Quarters	0-0	Trailing After 3 Quarters	2-6
Winning Coin Toss	4-4	Losing Coin Toss	5-3
Decided by 7 Points or Less	3-3	Decided by 3 Points or Less	1-2
When Scoring First	3-2	When Not Scoring First	6-5
Positive or Even Turnover Ratio	8-3	Negative Turnover Ratio	1-4
Winning or even Penalty Ratio	5-6	Losing Penalty Ratio	4-1
With a 100-Yard Rusher	4-2	With a 100-Yard Receiver	0-0
Without a 100-Yard Rusher	5-5	Without a 100-Yard Receiver	9-7
When Allowing a 100-Yard Rusher	1-3	When Not Allowing a 100-Yard Rusher	8-4
When Allowing a 100-Yard Receiver	4-2	When Not Allowing a 100-Yard Receiver	6-5
With a 300-Yard Passer	0-0	Without a 300-Yard Passer	9-7
Allowing a 300-Yard (net) Passer	0-1	Not Allowing a 300-Yard (net) Passer	9-6
Overtime	1-0	Prescason	3-1

BALTIMORE RAVENS CAREER LEADERS

ALL-TIME SCORING

RANK	NAME	TD			PAT		FG		S	TOTAL
		(RUN)	(PASS)	(RET)	(MADE)	(ATT)	(MADE)	(ATT)		
1	Stover, Matt 1996-2005	0	0	0	298	299	272	323	0	1,114
2	Lewis, Jamal 2000-05*	36	2	0	0	0	0	0	0	230
3	Lewis, Jermaine 1996-2001	0	16	6	0	0	0	0	0	132
4	Heap, Todd 2001-05****	0	20	0	0	0	0	0	0	130
5	Jackson, Michael 1996-98***	0	18	0	0	0	0	0	0	114
6	Alexander, Derrick 1996-97*	0	18	0	0	0	0	0	0	110
	Ismail, Qadry 1999-2001*	0	18	0	0	0	0	0	0	110
8	Taylor, Travis 2000-04	0	15	0	0	0	0	0	0	90
9	Holmes, Priest 1997-2000	10	1	0	0	0	0	0	0	66
10	Morris, Byron "Bam" 1996-97	8	1	0	0	0	0	0	0	54
11	Johnson, Patrick 1998-2001, 2005	0	7	1	0	0	0	0	0	48
12	Turner, Floyd 1996, 98**	0	7	0	0	0	0	0	0	46
13	Taylor, Chester 2002-05*	4	3	0	0	0	0	0	0	44
14	Green, Eric 1996-98	0	7	0	0	0	0	0	0	42
	Rhett, Errict 1998-99	5	2	0	0	0	0	0	0	42
	Sharpe, Shannon 2000-01	0	7	0	0	0	0	0	0	42
	Stokley, Brandon 1999-2002	0	7	0	0	0	0	0	0	42
18	Reed, Ed 2002-05	0	0	6	0	0	0	0	0	36
	Robinson, Marcus 2003	0	6	0	0	0	0	0	0	36
20	Byner, Earnest 1996-97*	4	1	0	0	0	0	0	0	32
21	McAlister, Chris 1999-2005	0	0	5	0	0	0	0	0	30
	Jones, Terry 2002-05	0	5	0	0	0	0	0	0	30
	Brookins, Jason, 2001	5	5	0	0	0	0	0	0	30
	Woodson, Rod 1998-2001	0	0	5	0	0	0	0	0	30
25	Moore, Clarence 2004-05*	0	4	0	0	0	0	0	0	26
26	Ricard, Alan 2001-05	2	0	2	0	0	0	0	0	24
	Thomas, Adalius 2000-05	0	0	4	0	0	0	0	0	24
	Armour, Justin 1999	0	4	0	0	0	0	0	0	24
	Ayanbadejo, Obafemi 2000-01	2	2	0	0	0	0	0	0	24
	Hymes, Randy 2002-05	0	4	0	0	0	0	0	0	24
31	Clayton, Mark 2005	1	2	0	0	0	0	0	0	18
	Mason, Derrick 2005	0	3	0	0	0	0	0	0	18
	Sams, B.J. 2004-05	1	0	2	0	0	0	0	0	18
	Allen, Terry 2001	3	0	0	0	0	0	0	0	18
	Case, Stoney 1999	3	0	0	0	0	0	0	0	18
	Williams, Chad 2002-05	0	0	3	0	0	0	0	0	18
37	Testaverde, Vinny 1996-97*	2	0	0	0	0	0	0	0	14
38	Boller, Kyle 2003-05	2	0	0	0	0	0	0	0	12
	Ogden, Jonathan 1996-2005	0	2	0	0	0	0	0	0	12
	Smith, Musa 2003-05	2	0	0	0	0	0	0	0	12
	Wilcox, Daniel 2004-05	0	2	0	0	0	0	0	0	12
	Gash, Sam 2000-02	0	2	0	0	0	0	0	0	12
	Graham, Jay 1997-99	2	0	0	0	0	0	0	0	12
	Johnson, Ron 2002-03	0	1	1	0	0	0	0	0	12
	Harris, Corey 1998-2001	0	0	2	0	0	0	0	0	12
	Kinchen, Brian 1996-98	0	2	0	0	0	0	0	0	12
	Potts, Roosevelt 1998	0	2	0	0	0	0	0	0	12
48	Lewis, Ray 1996-2005	0	0	1	0	0	0	0	1	8
	Evans, Chuck 1999-2000*	0	1	0	0	0	0	0	0	8
50	Johnson, Jarret 2003-05	0	0	1	0	0	0	0	0	6
	Arvie, Herman 1996	0	1	0	0	0	0	0	0	6
	Blake, Jeff 2002	1	0	0	0	0	0	0	0	6
	Brightful, Lamont 2002-03	0	0	1	0	0	0	0	0	6
	Caldwell, Mike 1996	0	0	1	0	0	0	0	0	6
	Cotton, Kenyon 1997-98	1	0	0	0	0	0	0	0	6
	Cunningham, Randall 2001	1	0	0	0	0	0	0	0	6
	DeLong, Greg 1999	0	1	0	0	0	0	0	0	6
	Dinkins, Darnell 2004-05	0	1	0	0	0	0	0	0	6
	Grbac, Elvis 2001	1	0	0	0	0	0	0	0	6
	Johnson, Kevin 2004	0	1	0	0	0	0	0	0	6
	Jones, James 1996-98	0	1	0	0	0	0	0	0	6
	Jones, John 2000-03	0	1	0	0	0	0	0	0	6
	Langham, Antonio 1996-97	0	0	1	0	0	0	0	0	6
	Roe, James 1996-98	0	1	0	0	0	0	0	0	6
	Sanders, Deion 2004-05	0	0	1	0	0	0	0	0	6
	Sharper, Jamie 1997-2001	0	0	1	0	0	0	0	0	6
	Starks, Duane 1998-2001	0	0	1	0	0	0	0	0	6
	Williams, Calvin 1996	0	1	0	0	0	0	0	0	6
69	Stat Team (team safety)	0	0	0	0	0	0	0	2	4
70	Richey, Wade 2003-04	0	0	0	0	0	1	2	0	3
71	Green, Justin 2005*	0	0	0	0	0	0	0	0	2
	Burnett, Rob 1996-2001	0	0	0	0	0	0	0	1	2
	Coates, Ben 2000*	0	0	0	0	0	0	0	0	2
	Gardner, Carwell 1996*	0	0	0	0	0	0	0	0	2
	McCrary, Michael 1997-2002	0	0	0	0	0	0	0	1	2

* incl. one 2-point conversion **incl. two 2-point conv. ***incl. three 2-point conv. ***** incl. five 2-point conv.

RECORDS

BALTIMORE RAVENS CAREER LEADERS

TOP 10 RUSHING BY YARDS

RANK	NAME	ATT	YDS	AVG	LG	TD
1	Lewis, Jamal 2000-05	1,508	6,669	4.4	82t	36
2	Holmes, Priest 1997-2000	459	2,102	4.6	72	10
3	Taylor, Chester 2002-05	373	1,599	4.3	52	4
4	Morris, Byron "Bam" 1996-97	376	1,511	4.0	25	8
5	Rhett, Errict 1998-99	280	1,032	3.7	52t	5
6	Byner, Earnest 1996-97	243	947	3.9	42	4
7	Allen, Terry 2001	168	658	3.9	26	3
8	Brookins, Jason 2001	151	551	3.6	25	5
9	Graham, Jay 1997-99	116	408	3.5	19	2
10	Testaverde, Vinny 1996-97	68	326	4.8	22	2

TOP 10 RECEIVERS BY RECEPTIONS

RANK	NAME	NO	YDS	AVG	LG	TD
1	Heap, Todd 2001-05	243	2,893	11.9	48	20
2	Taylor, Travis 2000-04	204	2,758	13.5	73t	15
3	Ismail, Qadry 1999-2001	191	2,819	14.8	77t	18
4	Jackson, Michael 1996-98	183	2,596	14.2	86t	18
5	Lewis, Jamal 2000-05	142	1,250	8.8	77t	2
6	Sharpe, Shannon 2000-01	140	1,621	11.6	59t	7
7	Lewis, Jermaine 1996-2001	136	1,984	14.6	73t	16
8	Alexander, Derrick 1996-97	127	2,108	16.6	92	18
9	Green, Eric 1996-98	114	1,173	10.3	56	7
10	Taylor, Chester 2002-05	105	737	7.0	34t	2

TOP 10 RECEIVERS BY YARDAGE

RANK	NAME	NO	YDS	AVG	LG	TD
1	Heap, Todd 2001-05	243	2,893	11.9	48	20
2	Ismail, Qadry 1999-2001	191	2,819	14.8	77t	18
3	Taylor, Travis 2000-04	204	2,758	13.5	73t	15
4	Jackson, Michael 1996-98	183	2,596	14.2	86t	18
5	Alexander, Derrick 1996-97	127	2,108	16.6	92	18
6	Lewis, Jermaine 1996-2001	136	1,984	14.6	73t	16
7	Sharpe, Shannon 2000-01	140	1,621	11.6	59t	7
8	Lewis, Jamal 2000-05	142	1,250	8.8	77t	2
9	Green, Eric 1996-98	114	1,173	10.3	56	7
10	Mason, Derrick 2005	86	1,073	12.5	39t	3

ALL-TIME INTERCEPTION LEADERS

RANK	NAME	NO	YDS	AVG	LG	TD
1	Reed, Ed 2002-05	22	680	30.9	106t*	2
2	Lewis, Ray 1996-2005	21	359	17.1	64	1
3	Starks, Duane 1998-2001	20	196	11.7	64	1
	Woodson, Rod 1998-2001	20	380	19.0	66t	5
5	McAlister, Chris 1999-2005	16	337	21.1	98t	3
6	Williams, Chad 2002-05	8	320	40.0	98t	3
	Langham, Antonio 1996-97	8	99	12.4	40t	1
8	Thomas, Adalius 2000-05	5	113	22.6	32	2
	Baxter, Gary 2001-04	5	74	14.8	34	0
	Harris, Corey 1998-2001	5	69	13.8	42	1
	Moore, Stevon 1996-99	5	66	13.2	38	0
	Sanders, Deion 2004-05	5	144	28.8	48t	1
	Staten, Ralph 1997-98	5	37	7.4	14	0
	Turner, Eric 1996	5	1	0.2	1	0

* NFL Record

BALTIMORE RAVENS CAREER LEADERS

ALL-TIME PUNTING

RANK	NAME	NO	YDS	AVG	TB	In 20	LG	BK
1	Richardson, Kyle 1998-2001	364	15,069	41.4	35	128	67*	5
2	Zastudil, Dave 2002-05	327	13,618	41.6	32	89	67*	3
3	Montgomery, Greg 1996-97	151	6,520	43.2	7	47	67*	1
4	Murphy, Nick 2004	18	777	43.2	2	6	54	0
5	Stewart, Kordell 2004-05	5	177	35.4	0	2	42	0
6	Stover, Matt 1996-2005	3	100	33.3	2	1	34	0
7	Elling, Aaron 2005	1	32	32.0	0	1	32	0
8	Boller, Kyle 2003-05	1	29	29.0	0	0	0	0

TOP 10 PUNT RETURNERS

RANK	NAME	NO	FC	YDS	AVG	LG	TD
1	Lewis, Jermaine 1996-2001	231	72	2,730	11.8	89t	6
2	Sams, B.J. 2004-05	88	22	976	11.1	78t	2
3	Brightful, Lamont 2002-03	60	30	592	9.9	95t	1
4	McAlister, Chris 1999-2005	22	5	166	7.5	24	0
5	Roe, James 1996-98	17	2	159	9.4	19	0
6	Starks, Duane 1998-2001	9	1	135	15.0	47	0
7	Clayton, Mark 2005	6	2	30	5.0	10	0
	Ethridge, Ray 1996-97	6	1	24	4.0	16	0
9	Reed, Ed 2002-05	5	3	33	6.6	19	0
	Sanders, Deion 2004-05	5	1	41	8.2	23	0

TOP 10 KICKOFF RETURNS

RANK	NAME	NO	YDS	AVG	LG	TD
1	Lewis, Jermaine 1996-2001	139	3,153	22.7	76	0
2	Harris, Corey 1998-2001	123	2,950	24.0	95t	1
3	Sams, B.J. 2004-05	103	2,249	21.8	87	0
4	Brightful, Lamont 2003	63	1,417	22.4	75	0
5	Taylor, Chester 2002-05	45	937	20.8	54	0
6	Baldwin, Randy 1996	20	405	20.3	34	0
7	Johnson, Patrick 1998-2001, 2005	18	438	24.3	97t	1
8	Tate, Robert 2002	17	356	20.9	64	0
9	Roe, James 1996-98	11	229	20.8	33	0
10	Ethridge, Ray 1996-97	10	208	20.8	29	0

TOP 10 COMBINED YARDAGE

RANK	NAME	NO	YDS	AVG	TD
1	Lewis, Jermaine 1996-2001	532	8,001	15.0	22
2	Lewis, Jamal 2000-05	1,650	7,919	4.8	38
3	Sams, B.J. 2004-05	195	3,246	16.6	3
4	Taylor, Travis 2000-04	229	2,982	13.0	15
5	Heap, Todd 2001-05	250	2,952	11.8	20
6	Harris, Corey 1998-2001	125	2,951	23.6	1
7	Ismail, Qadry 1999-2001	198	2,929	14.8	18
8	Holmes, Priest 1997-2000	551	2,738	4.9	11
9	Jackson, Michael 1996-98	183	2,596	14.2	18
10	Taylor, Chester 2002-05	513	2,592	5.1	7

* Franchise Record

BALTIMORE RAVENS CAREER LEADERS

ALL-TIME PASSERS BY YARDAGE

RANK	NAME	ATT.	COMP.	PCT.	YARDS	Avg./		PCT		PCT		Sacks/		RATING
						TD	TD	INT.	INT.	LG	YDS.	LOST		
1	Testaverde, Vinny 1996-97	1,019	596	58.5	7,148	7.01	51	5.0	34	3.3	86t	54/399	82.8	
2	Boller, Kyle 2003-05	981	545	55.6	5,618	5.73	31	3.1	32	3.2	73t	75/485	69.2	
3	Banks, Tony 1999-2000	594	319	53.7	3,714	6.25	25	4.2	16	2.7	76t	53/342	75.7	
4	Grbac, Elvis 2001	467	265	56.7	3,033	6.49	15	3.2	18	3.9	77t	28/215	71.1	
5	Wright, Anthony 2002-05	444	258	58.1	2,781	6.26	15	3.4	17	3.8	64	38/272	71.9	
6	Zeier, Eric 1996-98	318	184	57.9	2,367	7.44	12	3.8	5	1.6	92	39/262	87.3	
7	Blake, Jeff 2002	295	165	55.9	2,084	7.06	13	4.4	11	3.7	77t	30/203	77.3	
8	Harbaugh, Jim 1998	293	164	56.0	1,839	6.28	12	4.1	11	3.8	66t	23/145	72.9	
9	Dilfer, Trent 2000	226	134	59.3	1,502	6.65	12	5.3	11	4.9	59t	23/135	76.6	
10	Redman, Chris 2000-03	198	106	53.5	1,111	5.6	7	3.5	5	2.5	36	17/113	71.3	
11	Case, Stoney 1999	170	77	45.3	988	5.81	3	1.8	8	4.7	54t	17/116	50.3	
12	Cunningham, Randall 2001	89	54	60.7	573	6.44	3	3.4	2	2.2	30	12/66	81.3	
13	Mitchell, Scott 1999	56	24	42.9	236	4.21	1	1.8	4	7.1	28t	6/30	31.5	
14	Lewis, Jermaine 1996-2001	1	1	100.0	3	3.0	0	0.0	0	0.0	3	0/0	79.2	
15	Richardson, Wally 1997-98	2	1	50.0	1	0.50	0	0.0	0	0.0	1	0/0	56.3	
16	Clayton, Mark 2005	1	0	0.0	0	0.00	0	0.00	0	0.0	0	0/0	39.6	
	Heap, Todd 2002-05	1	0	0.0	0	0.00	0	0.00	0	0.0	0	0/0	39.6	
	Holmes, Priest 1997-2000	1	0	0.0	0	0.00	0	0.0	0	100.0	0	0/0	0.0	
	Zastudil, Dave 2002-05	1	0	0.0	0	0.00	0	0.0	0	0.0	0	0/0	39.6	
	Hymes, Randy 2002-05	2	0	0.0	0	0.00	0	0.0	0	0.0	0	0/0	39.6	
21	Richardson, Kyle 1997-2001	1	1	100.0	(-11)-11.00	0	0.0	0	0.0	0	-11	0/0	79.2	



Heading into the 2006 season, Ravens QB Kyle Boller boasts a 13-4 record at M&T Bank Stadium, including 4 consecutive wins to close out 2005. With victories over Green Bay (12/19) and Minnesota (12/25) in '05, Boller boosted his record at home against the NFC to 4-0, all while throwing 12 TDS and just 1 INT.

BALTIMORE RAVENS INDIVIDUAL RECORDS

SERVICE

Most Seasons

- 10 **Ray Lewis** (1996-2005)
- Jonathan Ogden** (1996-2005)
- Matt Stover** (1996-2005)
- 9 **Mike Flynn** (1997-2005)
- Peter Boulware (1997-2005)

Most Consecutive Starts

- 73 Michael McCrary (1997-2001)
- 73 Jamie Sharper (1997-2001)
- 64 Rod Woodson (1998-2001)

- 58 **Jonathan Ogden** (2000-03)
- 57 Rob Burnett (1998-2001)

Most Games Played

- 159 **Matt Stover** (1996-2005)
- 152 **Jonathan Ogden** (1996-2005)

Most Consecutive Games Played

- 111 Peter Boulware (1997-2003)
- 97 **Matt Stover** (1996-2002)
- 80 Jamie Sharper (1997-2001)

SCORING

Most Points Scored

Career

- 1,114 **Matt Stover** (298 PATs, 272 FG), 1996-2005
- 230 **Jamal Lewis** (38 TDs), 2000-05
- 132 Jermaine Lewis (22 TDs), 1996-2001

Season

- 135 **Matt Stover** (30 PATs, 35 FGs), 2000
- 134 **Matt Stover** (35 PATs, 33 FGs), 2003
- 117 **Matt Stover** (30 PATs, 29 FGs), 2004

Game

- 24 Marcus Robinson (vs. Sea., 11/23/03), 4 TDs
- 18 **Matt Stover** (at Ten., 9/21/97), 5 FGs, 3 PATs
- Qadry Ismail (at Pit., 12/12/99), 3 TDs
- Jermaine Lewis (vs. Sea., 12/7/97), 3 TDs
- Michael Jackson (vs. Hou., 12/22/96), 3 TDs

Most Points By A Rookie

Season

- 38 **Jamal Lewis** (2000), 6 TDs, 1 (2-pt.)
- 26 **Clarence Moore** (2004), 4 TDs, 1 (2-pt.)
- 18 **Mark Clayton** (2005), 3 TDs
- B.J. Sams** (2004), 3 TDs
- Travis Taylor (2000), 3 TDs

Game

- 12 **Clarence Moore** (twice, 12/12/04 vs. NYG; 11/14/04 at NYJ)
- Jamal Lewis** (11/26/00 vs. Cle.)
- Travis Taylor (9/10/00 vs. Jax.)

Most Consecutive Games Scoring

- 46 **Matt Stover** 2002 (14) through 2003-04 (32)

Most TDs

Career

- 38 **Jamal Lewis** (2000-05), 36 rush, 2 rec.
- 22 Jermaine Lewis (1996-2001), 16 rec., 6 PRs
- 20 **Todd Heap** (2001-05), 20 rec.
- 18 Qadry Ismail (1999-2001), 18 rec.
- Michael Jackson (1996-98), 18 rec.
- Derrick Alexander (1996-97), 18 rec.

Season

- 14 **Jamal Lewis** (2003), 14 rush
- Michael Jackson (1996), 14 rec.
- 9 Derrick Alexander (1996, 1997), 9 rec.

Game

- 4 Marcus Robinson (vs. Sea., 11/23/03), 4 rec.
- 3 **Jamal Lewis** (vs. Cin., 12/7/03), 3 rush
- Qadry Ismail (12/12/99 at Pit.), 3 rec.
- Jermaine Lewis (12/7/97 vs. Sea.), 2 PR, 1 rec.
- Michael Jackson (12/22/96 vs. Hou.), 3 rec.

Most TDs, Rookie Season

- 6 **Jamal Lewis** (2000), 6 rush
- 4 **Clarence Moore** (2004), 4 rec.

Most Consecutive Games Scoring a TD

- 5 Michael Jackson, 1996 (games 7-11)
- 4 **Jamal Lewis**, 2003 (games 1-4)

* Tied NFL Record

Most (Kicking) PAT Attempted

Career

- 299 **Matt Stover** (1996-2005)

Season

- 35 **Matt Stover** (2003 and 1996)

Game

- 6 **Matt Stover** (12/19/05 vs. GB)
- 5 **Matt Stover** (11/23/03 vs. Sea.)
- Matt Stover** (11/10/02 vs. Cin.)
- Matt Stover** (11/26/00 vs. Cle.)
- Matt Stover** (12/5/99 vs. Ten.)
- Matt Stover** (11/7/99 at Cle.)

Most (Kicking) PAT Made

Career

- 298 **Matt Stover** (1996-2005)

Season

- 35 **Matt Stover** (2003)

Game

- 6 **Matt Stover** (12/19/05 vs. GB)
- 5 **Matt Stover** (5 times, last 11/23/03 vs. Sea.)

Most Consecutive (Kicking) PAT

- 284 **Matt Stover** (10/27/96 through current)

Highest (Kicking) PAT Percentage

Career (min. 30 att.)

- .996 **Matt Stover** (1996-2005, 298-of-299)

Most 2-Point Conversions

Career

- 5 **Todd Heap** (2001-05)
- 3 Michael Jackson (1996-98)

Season

- 4 **Todd Heap** (2003)
- 2 Floyd Turner (1998)
- Michael Jackson (1996)

Game

- *2 Michael Jackson (10/6/96 vs. NE), 2 rec.

Most Field Goals Attempted

Career

- 323 **Matt Stover** (1996-2005)

Season

- 39 **Matt Stover** (2000)

Game

- 6 **Matt Stover** (9/21/97 at Ten.)

Most Field Goals Made

Career

- 272 **Matt Stover** (1996-2005)

Season

- 35 **Matt Stover** (2000)

Game

- 5 **Matt Stover** (10/8/00 at Jax.)
- Matt Stover** (12/26/99 vs. Cin.)
- Matt Stover** (9/21/97 at Ten.)

Most Consecutive Field Goals Made

- 22 **Matt Stover** (11/7/99-9/17/00)
- 20 Matt Stover (10/31/05-1/1/06)

BALTIMORE RAVENS INDIVIDUAL RECORDS

Most Field Goals, 1 Quarter

- 3 **Matt Stover** (10/31/05 at Pit. - 4th quarter)
Matt Stover (11/7/04 vs. Cle. - 2nd quarter)
Matt Stover (10/26/03 vs. Den. - 2nd quarter)
Matt Stover (1/7/02 vs. Min. - 2nd quarter)
Matt Stover (12/26/99 vs. Cin. - 2nd quarter)
Matt Stover (11/24/96 vs. Jax. - 2nd quarter)

Most Consecutive Games Scoring Field Goals

- *38 **Matt Stover** (10/31/99 - 12/16/01)

Longest Field Goal

- 56 Wade Richey (9/14/03 vs. Cle.)
 51 **Matt Stover** (10/13/02 at Ind.)
Matt Stover (10/15/00 at Was.)
Matt Stover (10/29/00 vs. Pit.)

Longest Field Goal Attempted

- 56 Wade Richey (9/14/03 vs. Cle.)
 55 J.R. Jenkins (9/15/02 vs. TB)
 54 **Matt Stover** (twice on 9/12/99 at STL)
 54 **Aaron Elling** (11/27/05 at Cin.)

Highest Field Goal Percentage

- Career** (Min. 50 att.)
 84.2 **Matt Stover** (1996-2005), 272-323
Season (Min. 16 att.)
 90.6 **Matt Stover** (2004), 29-32

Most Safeties

- Career**
 1 **Ray Lewis** (1996-2005)
 Michael McCrary (1997-2002)
 Rob Burnett (1996-2001)
Season
 1 Michael McCrary (2000)
Ray Lewis (1999)
 Rob Burnett (1998)
Game
 1 Michael McCrary (12/24/00 vs. NYJ)
Ray Lewis (10/10/99 at Ten.)
 Rob Burnett (10/11/98 vs. Ten.)

Note: 5 safeties were scored by the Ravens entering 2006: 1 each by Michael McCrary, Rob Burnett and Ray Lewis, 1 team safety in 1998 and 1 team safety in 1997.

RUSHING

Most Rushing Attempts

- Career**
 1,508 **Jamal Lewis** (2000; 2002-05)
 459 Priest Holmes (1997-2000)
 376 Bam Morris (1996-97)
Season
 387 **Jamal Lewis** (2003)
 309 **Jamal Lewis** (2000)
 308 **Jamal Lewis** (2002)
Game
 36 Priest Holmes (11/22/98 at Cin.)
 Bam Morris (10/26/97 at Was.)
 35 Jay Graham (11/16/97 vs. Phi. - OT)

Most Yardage

- Career**
 6,669 **Jamal Lewis** (2000; 2002-05)
 2,102 Priest Holmes (1997-2000)
 1,599 Chester Taylor (2002-05)
Season
 2,066 **Jamal Lewis** (2003)
 1,364 **Jamal Lewis** (2000)
 1,327 **Jamal Lewis** (2002)
 1,008 Priest Holmes (1998)
Game
 *295 **Jamal Lewis** (9/14/03 vs. Cle.)
 227 Priest Holmes (11/22/98 at Cin.)
 205 **Jamal Lewis** (12/21/03 at Cle.)
 187 **Jamal Lewis** (10/6/02 at Cle.)
Jamal Lewis (11/19/00 vs. Dal.)

Most 100-yard Rushing Games

- Career**
 28 **Jamal Lewis** (2000, 2002-05)
 7 Priest Holmes (1997-2000)
 5 Bam Morris (1996-97)
Season
 12 **Jamal Lewis** (2003)
 5 **Jamal Lewis** (2002)
Jamal Lewis (2000)
Jamal Lewis (2004)
 4 **Jamal Lewis** (2004)
 Errict Rhett (1999)
 Priest Holmes (1998)

*NFL Record

Longest Run From Scrimmage

- 82t **Jamal Lewis** (9/14/03 vs. Cle.)
 75 **Jamal Lewis** (9/26/04 at Cin.)
Jamal Lewis (10/6/02 at Cle.)
 72 Priest Holmes (12/5/99 vs. Ten.)

Most Rushing TDs

- Career**
 36 **Jamal Lewis** (2000-05)
 10 Priest Holmes (1997-2000)
 8 Bam Morris (1996-97)
Season
 14 **Jamal Lewis** (2003)
 7 **Jamal Lewis** (2004)
 Priest Holmes (1998)
 6 **Jamal Lewis** (2002)
Jamal Lewis (2000)
Game
 3 **Jamal Lewis** (12/7/03 vs. Cin.)
 2 Many times
 (Last by **Jamal Lewis**, 9/19/04 vs. Pit.)

Most Consecutive Games With A Rushing TD

- 4 **Jamal Lewis** (2003)
 3 **Jamal Lewis** (2004, 2000)
 2 many times, last by Jason Brookins (2001)

Highest Rushing Average

- Career** (min. 200 carries)
 4.6 Priest Holmes (1997-2000)
 4.4 **Jamal Lewis** (2000-05)
 4.3 Chester Taylor (2002-05)
Season (min. 100 carries)
 4.74 **Jamal Lewis** (2003)
 4.46 Chester Taylor (2004)
 4.41 **Jamal Lewis** (2000)
Game (min. 10 carries)
 10.3 **Jamal Lewis** (9/26/04 at Cin.)
 9.8 **Jamal Lewis** (9/14/03 vs. Cle.)
 9.3 **Jamal Lewis** (12/21/03 at Cle.)
 7.2 **Jamal Lewis** (10/6/02 at Cle.)
 Priest Holmes (12/22/99 at Pit.)

BALTIMORE RAVENS INDIVIDUAL RECORDS

PASSING

Highest Quarterback Passer Rating

Career (min. 500 att.)

82.8	Vinny Testaverde (1996-97)
75.7	Tony Banks (1999-2000)
69.2	Kyle Boller (2003-05)

Season (min. 224 att.)

88.7	Vinny Testaverde (1996)
81.2	Tony Banks (1999)
71.8	Kyle Boller (2005)

Game (min. 15 att.)

136.8	Kyle Boller (12/19/05 vs. GB)
134.7	Tony Banks (12/5/99 vs. Ten.)
133.3	Eric Zeier (9/27/98 vs. Cin.)

Most Pass Attempts

Career

1,019	Vinny Testaverde (1996-97)
981	Kyle Boller (2003-05)
594	Tony Banks (1999-2000)

Season

549	Vinny Testaverde (1996)
464	Kyle Boller (2004)
320	Tony Banks (1999-2000)

Game

63	Elvis Grbac (9/23/01 at Cin.)
51	Vinny Testaverde (10/27/96 vs. STL - OT)
50	Vinny Testaverde (11/24/96 vs. Jax. - OT)
	Jeff Blake (10/27/02 vs. Pit.)

Most Pass Completions

Career

596	Vinny Testaverde (1996-97)
545	Kyle Boller (2003-05)
319	Tony Banks (1999-2000)

Season

325	Vinny Testaverde (1996)
258	Kyle Boller (2004)
171	Kyle Boller (2005)

Game

33	Elvis Grbac (9/23/01 at Cin.)
32	Vinny Testaverde (10/19/97 vs. Mia.)
31	Vinny Testaverde (11/24/96 vs. Jax. - OT)
	Vinny Testaverde (10/27/96 vs. STL - OT)

Most Passing Yardage

Career

7,148	Vinny Testaverde (1996-97)
5,618	Kyle Boller (2003-05)
3,714	Tony Banks (1999-2000)

Season

4,177	Vinny Testaverde (1996)
2,559	Kyle Boller (2004)
2,136	Tony Banks (1999)

Game

429	Vinny Testaverde (10/27/96 vs. STL - OT)
366	Vinny Testaverde (11/24/96 vs. Jax. - OT)
353	Vinny Testaverde (10/6/96 vs. NE)

Most 400-Yard Passing Games

Career

1	Vinny Testaverde (1996-97)
---	----------------------------

Season

1	Vinny Testaverde (1996)
---	-------------------------

Most 300-Yard Passing Games

Career

8	Vinny Testaverde (1996-97)
2	Jeff Blake (2002)
	Eric Zeier (1996-97)

Season

5	Vinny Testaverde (1996)
2	Jeff Blake (2002)
	Eric Zeier (1997)
1	Kyle Boller (2003)

Longest Completion

92	Eric Zeier to Derrick Alexander (12/7/97 vs. Sea.)
86t	Vinny Testaverde to Michael Jackson (12/22/96 vs. Hou.)
83t	Eric Zeier to Derrick Alexander (12/21/97 at Cin.)

Highest Completion Percentage

Career (min. 500 att.)

58.5	Vinny Testaverde (1996-97)
55.6	Kyle Boller (2003-05)
53.7	Tony Banks (1999-2000)

Season (min. 224 att.)

61.7	Anthony Wright (2005)
59.3	Trent Dilfer (2000)
59.2	Vinny Testaverde (1996)

Game (min. 15 att.)

80.0	Elvis Grbac (9/9/01 vs. Chi.) 24-of-30
80.0	Elvis Grbac (10/21/01 at Cle.) 16-of-20
79.4	Jim Harbaugh (11/1/98 vs. Jax.) 27-of-34

Highest Average Gain Per Attempt

Career (min. 500 att.)

7.01	Vinny Testaverde (1996-97)
------	----------------------------

Season (min. 224 att.)

7.61	Vinny Testaverde (1996)
------	-------------------------

Game (min. 15 att.)

12.92	Jeff Blake (12/29/02 at Pit.) 26-336
12.70	Eric Zeier (9/27/98 vs. Cin.) 20-254
10.79	Vinny Testaverde (12/1/96 vs. Pit.) 24-259

Most TDs

Career

51	Vinny Testaverde (1996-97)
31	Kyle Boller (2003-05)
25	Tony Banks (1999-2000)

Season

33	Vinny Testaverde (1996)
17	Tony Banks (1999)
15	Elvis Grbac (2001)

Game

5	Tony Banks (9/10/00 vs. Jax.)
4	Kyle Boller (12/12/04 vs. NYG)
	Anthony Wright (11/23/03 vs. Sea.)
	Tony Banks (12/5/99 vs. Ten.)
	Vinny Testaverde (10/20/96 at Den.)

Most Games, 4 TD Passes

Career

2	Tony Banks (1999-2000)
1	Kyle Boller (2003-05)
	Anthony Wright (2002-05)
	Vinny Testaverde (1996-97)

Season

1	Kyle Boller (2004)
	Anthony Wright (2003)
	Tony Banks (1999, 2000)
	Vinny Testaverde (1996)

Most Games, 3 or More TD Passes

Career

10	Vinny Testaverde (1996-97)
4	Kyle Boller (2003-05)
4	Tony Banks (1999-2000)

Season

7	Vinny Testaverde (1996)
3	Kyle Boller (2005)
3	Tony Banks (1999)

Most Consecutive Games, 3 or More TD Passes

4	Vinny Testaverde (5th-8th games, 1996)
3	Tony Banks (12th-14th, 1999)

Most Consecutive Games, TD Passes

13	Vinny Testaverde (13th, 1996-9th, 1997)
6	Tony Banks (10th-15th, 1999)
5	Trent Dilfer (11th-16th, 2000)

Most Consecutive Passes Attempted Not Intercepted

175	Eric Zeier (11/9/97 - 9/20/98)
93	Vinny Testaverde (11/3/96 - 12/1/96)

Most Passes Had Intercepted

Career

34	Vinny Testaverde (1996-97)
32	Kyle Boller (2003-05)
18	Elvis Grbac (2001)

Season

19	Vinny Testaverde (1996)
18	Elvis Grbac (2001)

Game

4	Elvis Grbac (11/18/01 vs. Cle.)
	Vinny Testaverde (11/3/96 vs. Cin.)

BALTIMORE RAVENS INDIVIDUAL RECORDS

Most Pass Attempts, No Interceptions, Game

- 50 Vinny Testaverde (11/24/96 vs. Jax.)
- 47 Vinny Testaverde (10/19/97 vs. Mia.)
- 39 Tony Banks (10/8/00 at Jax.)

Lowest Percentage, Passes Had Intercepted

Career (min. 500 att.)

- 2.69 Tony Banks (1999-2000)
- 3.20 **Kyle Boller** (2003-05)
- 3.34 Vinny Testaverde (1996-97)

Season (min. 224 att.)

- 2.37 **Kyle Boller** (2004)
- 2.57 Tony Banks (1999)
- 2.91 Tony Banks (2000)

Most Times Sacked

Career

- 75 **Kyle Boller** (2003-05)
- 54 Vinny Testaverde (1996-97)
- 53 Tony Banks (1999-2000)

Season

- 35 **Kyle Boller** (2004)
- 34 Vinny Testaverde (1996)
- 33 Tony Banks (1999)

Game

- 7 Jeff Blake (11/17/02 at Mia.)
- Tony Banks (11/21/99 at Cin.)
- Eric Zeier (12/21/97 at Cin.)

RECEIVING

Most Pass Receptions

Career

- 243 **Todd Heap** (2001-05)
- 204 Travis Taylor (2000-04)
- 191 Qadry Ismail (1999-01)
- 183 Michael Jackson (1996-98)
- 142 Jamal Lewis (2000-05)

Season

- 86 **Derrick Mason** (2005)
- 76 Michael Jackson (1996)
- 75 **Todd Heap** (2005)
- 74 Qadry Ismail (2001)
- 73 Shannon Sharpe (2001)

Game

- 13 Priest Holmes (10/11/98 vs. Ten.) - RB
- 10 Floyd Turner (12/13/98 vs. Min.)
- 9 8 times by 7 players, last by **Derrick Mason** (12/25/05 vs Min.)

Most Seasons, 50 or More Receptions

- 3 **Todd Heap** (2002, 2003, 2005)
- 2 Shannon Sharpe (2000, 2001)
- Qadry Ismail (1999, 2001)
- Derrick Alexander (1996, 1997)
- Michael Jackson (1996, 1997)

Most Consecutive Games, Pass Receptions

- 34 **Todd Heap** (all 16 in 2002 and 2003, 1st 2 in 2004)
- 31 Shannon Sharpe (final 15 in 2000 and all 16 in 2001)
- 23 Michael Jackson (final 3 in '96-1st 4 in '98)

Most Receiving Yardage

Career

- 2,893 **Todd Heap** (2001-05), 243 rec.
- 2,819 Qadry Ismail (1999-2001), 191 rec.
- 2,758 Travis Taylor (2000-04), 204 rec.
- 2,596 Michael Jackson (1996-98), 183 rec.
- 2,108 Derrick Alexander (1996-97), 127 rec.

Season

- 1,201 Michael Jackson (1996), 76 rec.
- 1,105 Qadry Ismail (1999), 68 rec.
- 1,099 Derrick Alexander (1996), 62 rec.
- 1,073 **Derrick Mason** (2005), 86 rec.

Game

- 258 Qadry Ismail (12/12/99 at Pit.), 6 rec.
- 198 Derrick Alexander (12/1/96 vs. Pit.), 7 rec.
- 150 Derrick Alexander (12/7/97 vs. Sea.), 6 rec.
- Michael Jackson (11/24/96 vs. Jax.), 9 rec.

Most Receiving Yardage in a Half

- 210 Qadry Ismail (12/12/99 at Pit.), 4 rec.
- 166 Derrick Alexander (12/1/96), 5 rec.

Most Seasons, 1,000 or More Yards, Pass Receiving

- 2 Qadry Ismail (1999, 2001)
- Derrick Alexander (1996-97)

Most Games, 100 or More Yards, Pass Receiving

Career

- 6 Derrick Alexander (1996-97)
- 5 Qadry Ismail (1999-2001)
- Michael Jackson (1996-98)

Season

- 4 Michael Jackson (1996)
- 3 Qadry Ismail (1999)
- Derrick Alexander (1996, 1997)

Most Consecutive Games, 100 or More Yards, Pass Receiving

- 3 Qadry Ismail (1999)
- 2 Floyd Turner (1996, 1998)

Longest Pass Reception

- 92 Derrick Alexander (12/7/97 vs. Sea.)
- 86t Michael Jackson (12/22/96 vs. Hou.)
- 83t Derrick Alexander (12/21/97 at Cin.)

Average Gain Per Reception

Career (min. 58 receptions)

- 16.6 Derrick Alexander (1996-97), 127 rec.
- 15.5 Patrick Johnson (1998-2001), 58 rec.
- 14.8 Qadry Ismail (1999-2001), 191 rec.

Season (min. 25 receptions)

- 19.1 Jermaine Lewis (1998), 41 rec.
- 18.1 Patrick Johnson (1999), 29 rec.
- 17.7 Derrick Alexander (1996), 62 rec.

Game (min. 3 receptions)

- 43.0 Qadry Ismail (12/12/99 at Pit.), 6-258
- 34.5 Travis Taylor (10/19/03 at Cin.), 4-138
- 31.8 Travis Taylor (11/3/02 at Atl.) 4-127

Most TD Receptions

Career

- 20 **Todd Heap** (2001-05)
- 18 Qadry Ismail (1999-2001)
- Michael Jackson (1996-98)
- Derrick Alexander (1996-97)

Season

- 14 Michael Jackson (1996)
- 9 Derrick Alexander (1996, 1997)
- 7 **Todd Heap** (2005)
- Qadry Ismail (2001)

Game

- 4 Marcus Robinson (11/23/03 vs. Sea.)
- 3 Qadry Ismail (12/12/99 at Pit.)
- Michael Jackson (12/22/96 vs. Hou.)
- 2 16 times by 8 players, last by **Todd Heap** (12/19/05 vs. GB)

Most Consecutive Games, TD Receptions

- 5 Michael Jackson (1996, 7th-11th games)
- 4 Derrick Alexander (1997, 6th-9th games)
- 2 Many times, last by **Todd Heap** (2005, 4th-5th and 14th-15th games)

BALTIMORE RAVENS INDIVIDUAL RECORDS

INTERCEPTIONS

Most Interceptions

Career

- 22 **Ed Reed** (2002-2005)
- 21 **Ray Lewis** (1996-2005)
- 20 Rod Woodson (1998-2001)
Duane Starks (1998-2001)

Season

- 9 **Ed Reed** (2004)
- 7 **Ed Reed** (2003)
Rod Woodson (1999)
- 6 **Ray Lewis** (2003)
Duane Starks (2000)
Rod Woodson (1998)

Game

- 2 11 times by 9 players, last by
Deion Sanders (10/24/04 vs. Buf.)

Most Consecutive Games With an Interception

- 5 Eric Turner (10/27/96-11/24/96)
- 3 4 times by 3 players, last by
Ed Reed (11/7/04-11/21/04)

Most Yards Gained After Interceptions

Career

- 680 **Ed Reed** (2002-05)
- 380 Rod Woodson (1998-2001)
- 359 **Ray Lewis** (1996-2005)
- 337 **Chris McAlister** (1999-2005)

Season

- *358 **Ed Reed** (2004)
- 195 Rod Woodson (1999)
- 167 **Ed Reed** (2002)

Game

- 106t **Ed Reed** (11/07/04 vs. Cle.)

- 94 **Chad Williams** (10/24/04 vs. Buf.)
Ray Lewis (12/23/01 vs. Cin.)
- 90 **Ed Reed** (9/26/04 at Cin.)
- 87 **Chris McAlister** (10/12/03 at Ari.)
- 85 Duane Starks (12/24/00 vs. NYJ)
- 78 **Ed Reed** (11/14/04 at NYJ)

Longest Interception Return

- *106t **Ed Reed** (11/7/04 vs. Cle.)
- 98t Chad Williams (12/1/02 at Cin.)
Chris McAlister (12/24/00 vs. NYJ)
- 94 **Chad Williams** (10/24/04 vs. Buf.)
- 83t **Chris McAlister** (10/12/03 at Ari.)
- 78 **Ed Reed** (11/14/04 at NYJ)

Highest Average on Interception Returns

- Career** (min. 3)
- 40.0 Chad Williams (2002-05, 8-320)
- 30.9 **Ed Reed** (2002-05, 22-680)
- 25.6 Deion Sanders (2004-05, 5-128)
- 24.7 Kim Herring (1998-2000, 3-74)
- 22.6 **Adalious Thomas** (2000-05, 5-113)

Most TDs on Interception Returns

- Career**
- 5 Rod Woodson (1998-2001)
- 3 Chris McAlister (1999-2005)
Chad Williams (2002-05)
Ed Reed (2002-05)
- Season**
- 2 Rod Woodson (2000, 1998)
- Game**
- 1 22 times by 12 players last by **Adalious Thomas** (12/4/05 vs. Hou.)

PUNTING

Most Punts

Career

- 364 Kyle Richardson (1998-2001)
- 327 Dave Zastudil (2002-05)
- 151 Greg Montgomery (1996-97)

Season

- 103 Kyle Richardson (1999)
- 90 Kyle Richardson (1998)
- 89 Dave Zastudil (2003)

Game

- 10 Kyle Richardson (12/24/00 vs. NYJ)
Kyle Richardson (9/20/98 at Jax.)
- 9 Dave Zastudil (3 times, last 10/23/05 at Chi.)

Longest Punt

- 67 Dave Zastudil (9/28/03 vs. KC)
- Kyle Richardson (12/27/98 vs. Det.)
Greg Montgomery (9/29/96 vs. NO)

Highest Punting Average

Career

- 43.2 Greg Montgomery (1996-97)
- 41.6 Dave Zastudil (2002-05)
- 41.4 Kyle Richardson (1998-2001)

Season

- 43.9 Kyle Richardson (1998)
- 43.5 Dave Zastudil (2005)
- 42.3 Kyle Richardson (1999)

Game

- (min. 4 punts)
- 52.2 Dave Zastudil (9/30/02 vs. Den.), 6-315
- 49.1 Kyle Richardson (9/20/98 at Jax.), 10-491
- 49.0 Greg Montgomery (9/8/96 at Pit.), 4-196

Most Punts Inside the 20

Career

- 128 Kyle Richardson (1998-2001)
- 89 Dave Zastudil (2002-05)
- 47 Greg Montgomery (1996-97)

Season

- *39 Kyle Richardson (1999)
- 35 Kyle Richardson (2000)
- 31 Dave Zastudil (2002)

Game

- 5 Kyle Richardson (12/23/01 vs. Cin.)
Dave Zastudil (11/17/02 at Mia.)
- 4 Dave Zastudil (12/19/04 at Ind.)
Nick Murphy (11/28/04 at NE)
Kyle Richardson (9 times, last 11/12/00 at Ten.)
Greg Montgomery (9/1/96 vs. Oak.)

Most Consecutive Punts, None Blocked

- 177 Dave Zastudil (12/15/02 through 9/18/05)

Most Punts Had Blocked

Career

- 5 Kyle Richardson (1998-2001)
- 3 Dave Zastudil (2002-05)

Season

- 2 Dave Zastudil (2002)
Kyle Richardson (1998, 2001)

Game

- 2 Dave Zastudil (12/8/02 vs. NO)
- 1 6 times, last by Dave Zastudil
(9/18/05 at Ten.)

*NFL Record

BALTIMORE RAVENS INDIVIDUAL RECORDS

PUNT RETURNS

Most Punt Returns

Career

- 231 Jermaine Lewis (1996-2001)
- 88 **B.J. Sams** (2004-05)
- 60 Lamont Brightful (2002-03)

Season

- 57 Jermaine Lewis (1999)
- 55 **B.J. Sams** (2004)

Game

- 7 **B.J. Sams** (11/14/04 at NYJ)
- Jermaine Lewis (12/19/99 vs. NO)
- Jermaine Lewis (11/7/99 at Cle.)
- James Roe (11/16/97 vs. Phi. - OT)

Most Fair Catches

Career

- 72 Jermaine Lewis (1996-2001)
- 30 Lamont Brightful (2002-03)

Season

- 20 Lamont Brightful (2003)
- 18 Jermaine Lewis (1999)

Game

- 4 Many times, last by Jermaine Lewis (10/7/01 vs. Ten.)

Most Yards Gained on Punt Returns

Career

- 2,730 Jermaine Lewis (1996-2001)
- 976 **B.J. Sams** (2004-05)
- 592 Lamont Brightful (2002-03)

Season

- 578 Jermaine Lewis (2000)
- 575 **B.J. Sams** (2004)

Game

- 184 Jermaine Lewis (12/7/97 vs. Sea.)
- 173 Jermaine Lewis (12/24/00 vs. NYJ)

Longest Punt Return

- 95t Lamont Brightful (11/10/02 vs. Cin.)
- 89t Jermaine Lewis (12/24/00 vs. NYJ)
- Jermaine Lewis (12/7/97 vs. Sea.)
- 87t Jermaine Lewis (9/27/98 vs. Cin.)
- 78t **B.J. Sams** (10/10/04 at Was.)

Highest Average

Career (min. 25)

- 11.8 Jermaine Lewis (1996-2001)
- 11.1 **B.J. Sams** (2004-05)

Season

- 16.1 Lamont Brightful (2002)
- Jermaine Lewis (2000)
- 15.6 Jermaine Lewis (1997)

Game (min. 3 returns)

- 43.3 Jermaine Lewis (12/24/00 vs. NYJ)
- 36.8 Jermaine Lewis (12/7/97 vs. Sea.)

Most Touchdowns

Career

- 6 Jermaine Lewis (1996-2001)
- 2 **B.J. Sams** (2004-05)

Season

- 2 **B.J. Sams** (2004)
- Jermaine Lewis (1997, 1998, 2000)

Game

- 2 Jermaine Lewis (12/24/00 vs. NYJ)
- Jermaine Lewis (12/7/97 vs. Sea.)

KICKOFF RETURNS

Most Kickoff Returns

Career

- 139 Jermaine Lewis (1996-2001)
- 123 Corey Harris (1998-2001)

Season

- 59 **B.J. Sams** (2004)
- 42 Jermaine Lewis (2001)

Game

- 8 Corey Harris (12/13/98 vs. Min.)
- B.J. Sams** (11/27/05 at Cin.)
- 7 Corey Harris (9/10/00 vs. Jax.)

Most Yards Gained on Kickoff Returns

Career

- 3,153 Jermaine Lewis (1996-2001)
- 2,950 Corey Harris (1998-2001)

Season

- 1,251 **B.J. Sams** (2004)
- 1,039 Jermaine Lewis (2001)

Game

- 243 Corey Harris (12/13/98 vs. Min.)
- 183 **B.J. Sams** (10/4/04 vs. KC)

Longest Kickoff Return

- 97t Patrick Johnson (12/13/98 vs. Min.)
- 95t Corey Harris (12/13/98 vs. Min.)

Highest Average

Career (min. 40)

- 24.0 Corey Harris (1998-2001), 123-2,950
- 22.7 Jermaine Lewis (1996-2001), 139-3,153

Season (min. 20)

- 27.6 Corey Harris (1998), 35-965
- 24.7 Lamont Brightful (2003), 29-716

Game (min. 3 returns)

- 46.7 **B.J. Sams** (12/11/05 at Den.), 3-140
- 43.3 Corey Harris (11/28/99 vs. Jax.), 3-130
- 38.6 Corey Harris (11/29/98 vs. Ind.), 5-193
- 32.7 Lamont Brightful (11/10/02 vs. Cin.), 3-98
- 31.7 Lamont Brightful (12/15/02 at Hou.), 3-95
- 30.8 **B.J. Sams** (12/19/04 at Ind.), 4-123

Most TDs

Career

- 1 Corey Harris (1998-2001)
- Patrick Johnson (1998-2001, 2005)

Season

- 1 Corey Harris (1998)
- Patrick Johnson (1998)

Game

- 1 Patrick Johnson (12/13/98 vs. Min.) (97 yards)
- Corey Harris (12/13/98 vs. Min.) (95 yards)

BALTIMORE RAVENS INDIVIDUAL RECORDS

COMBINED KICK RETURNS

Most Combined Kick Returns

Career	
370	Jermaine Lewis (1996-2001)
191	B.J. Sams (2004-05)
Season	
114	B.J. Sams (2004)
84	Jermaine Lewis (2001)
Game	
11	B.J. Sams (11/14/04 at NYJ)
10	B.J. Sams (11/27/05 at Cin.)
9	B.J. Sams (11/28/04 vs. NE)
	B.J. Sams (9/12/04 at Cle.)
	Jermaine Lewis (11/28/99 vs. Jax.)
	Jermaine Lewis (10/6/96 vs. NE)

Most Combined Kick Return Yardage

Career	
5,883	Jermaine Lewis (1996-2001)
3,225	B.J. Sams (2004-05)

Season

1,826	B.J. Sams (2004)
1,558	Jermaine Lewis (2001)

Game

275	Jermaine Lewis (12/7/97 vs. Sea.)
250	B.J. Sams (10/4/04 vs. KC)

Most Touchdowns

Career

6	Jermaine Lewis (1996-2001)
2	B.J. Sams (2004-05)

Season

2	B.J. Sams (2004)
	Jermaine Lewis (2000)
	Jermaine Lewis (1998)
	Jermaine Lewis (1997)

Game

2	Jermaine Lewis (12/24/00 vs. NYJ)
	Jermaine Lewis (12/7/97 vs. Sea.)

FUMBLES

Most Fumbles

Career	
29	Jamal Lewis (2000-05)
28	Kyle Boller (2003-05)
20	Vinny Testaverde (1996-97)
Season	
11	Kyle Boller (2004)
	Tony Banks (1999)
	Vinny Testaverde (1997)
Game	
3	Kyle Boller (10/26/03 vs. Den.)
	Tony Banks (12/12/99 at Pit.)
	Jim Harbaugh (12/20/98 at Chi.)
	Vinny Testaverde (10/26/97 at Was.)
	Vinny Testaverde (11/10/96 at Jax.)

Most Opponent Fumbles Recovered

Career	
10	Ray Lewis (1996-2005)
8	Rob Burnett (1996-2001)
7	Terrell Suggs (2003-05)
Season	
5	Rob Burnett (2000)
4	Adalius Thomas (2005)
	Terrell Suggs (2003)
	Corey Harris (2001)
	Rod Woodson (2000)
Game	
2	Fernando Smith (10/3/99 at Atl.)

Longest Fumble Return (Opponents Fumble)

Career

36	Anthony Pleasant (1996)
35t	Adalius Thomas (2000-2005)
27	Robert Bailey (2000)

Season

36	Anthony Pleasant (1996)
35t	Adalius Thomas (2005)
27	Robert Bailey (2000)

Game

36	Anthony Pleasant (11/17/96 at SF)
35t	Adalius Thomas (12/19/05 vs. GB)
27	Robert Bailey (10/8/00 at Jax.)

Most TDs on Fumble Returns (Ravens Recovered Opp. Fumble)

Career

2	Adalius Thomas (2000-2005)
1	Ed Reed (2002-2005)
	Jamie Sharper (1997-2001)

Season

2	Adalius Thomas (2005)
1	Ed Reed (2004)
	Jamie Sharper (2001)

Game

1	Adalius Thomas (1/1/06 at Cle.)
	Adalius Thomas (12/19/05 vs. GB)
	Ed Reed (10/10/04 at Was.)
	Jamie Sharper (1/7/02 vs. Min.)

COMBINED NET YARDS GAINED

Most Attempts

Career	
1,650	Jamal Lewis (2000-05)
551	Priest Holmes (1997-2000)
Season	
413	Jamal Lewis (2003)
301	Jamal Lewis (2005)
Game	
40	Jay Graham (11/16/97 vs. Phi.)
36	Priest Holmes (11/22/98 at Cin.)

Most Yardage Gained

Career	
8,001	Jermaine Lewis (1996-2001)
7,919	Jamal Lewis (2000-05)
Season	
2,271	Jamal Lewis (2003)
2,025	Jermaine Lewis (1997)
1,847	B.J. Sams (2004)
Game	
308	Jermaine Lewis (12/7/97 vs. Sea.)
295	Jamal Lewis (9/14/03 vs. Cle.)
258	Qadry Ismail (12/12/99 at Pit.)

BALTIMORE RAVENS INDIVIDUAL RECORDS

SACKS

Most Sacks

Career

70.0	Peter Boulware (1997-2005)
51.0	Michael McCrary (1997-2002)
30.5	Terrell Suggs (2003-05)
27.5	Adalius Thomas (2000-205)
23.0	Ray Lewis (1996-2005)

Season

15.0	Peter Boulware (2001)
14.5	Michael McCrary (1998)
*12.0	Terrell Suggs (2003 - Rookie)

Game

4.0	Michael McCrary (11/8/98 vs. Oak.) Peter Boulware (1/7/02 vs. Min.)
3.5	Michael McCrary (12/5/99 vs. Ten.) Jamie Sharper (11/12/01 at Ten.)
3.0	Bennie Thompson (11/10/96 at Jax.) Michael McCrary (11/16/97 vs. Phi.) Michael McCrary (12/26/99 vs. Cin.) Terrell Suggs (12/4/05 vs. Hou.)

Most Sack Yardage

Career

428	Peter Boulware (1997-2005)
350	Michael McCrary (1997-2002)
250	Terrell Suggs (2003-05)
183	Adalius Thomas (2000-05)
150	Ray Lewis (1996-2005)

Season

124	Michael McCrary (1998)
97	Terrell Suggs (2003)
87.5	Peter Boulware (2001)
83.5	Terrell Suggs (2004)

Game

35	Michael McCrary (11/8/98 vs. Oak.)
29.5	Adalius Thomas (11/25/01 at Jax.)
27	Michael McCrary (11/16/97 vs. Phi.)
24	Terrell Suggs (12/4/05 vs. Hou.)
22	Peter Boulware (12/7/03 at Cin.)

*Rookie Franchise Record

TACKLES

Most Tackles

Career

1,674	Ray Lewis (1996-2005)
522	Jamie Sharper (1997-2001)
502	Peter Boulware (1997-2005)
457	Michael McCrary (1997-2002)


Season

225	Ray Lewis (2003)
210	Ray Lewis (1997)
200	Ray Lewis (2004)

Game

22	Ray Lewis (9/14/97 at NYG)
20	Ray Lewis (9/30/02 vs. Den.) Ray Lewis (10/15/00 at Was.)
19	Ray Lewis (11/30/03 vs. SF) Ray Lewis (9/28/03 vs. KC)
18	Ray Lewis (9/21/03 at SD) Ray Lewis (12/2/01 vs. Ind.) Ray Lewis (9/19/99 vs. Pit.)
17	Ray Lewis (9/19/04 vs. Pit.) Ray Lewis (12/13/98 vs. Min.) Ray Lewis (10/26/97 at Was.) Ray Lewis (11/9/97 at Pit.)

Note: Tackles are not an official statistic recognized by the National Football League. Ravens tackles are determined by the coaching staff after reviewing game video.



In 2005, Pro Bowl LB Ray Lewis only played in 6 games, but still racked up 77 total tackles. The Ravens' all-time tackles king (1,674) was on pace to record 205 stops last year before being forced to miss the final 10 contests because of a torn hamstring.

BALTIMORE RAVENS TEAM RECORDS

VICTORIES

Most Games Won, Season

12 2000
10 2003
2001

Most Consecutive Games Won

7 2000
4 1999

Most Home Games Won

7 2003
6 **2005**, 2004, 2001, 2000

Most Consecutive Home Games Won

6 2003
4 2000

Most Away Games Won

6 2000
4 1999

Most Consecutive Away Games Won

3 2001, 2000

LOSSES

Most Games Lost, Season

12 1996

Most Consecutive Games Lost

4 **2005**
1997
1996 (final 3-1st game in 1997)
1996

Most Home Games Lost, Season

4 2002, 1999, 1998, 1997, 1996

Most Consecutive Home Games Lost

3 1999
2 2002, 2000, 1998, 1997, 1996

Most Away Games Lost, Season

8 **2005**, 1996
6 1998

Most Consecutive Away Games Lost

11 **2004-05** (final 3 of '04 through '05)
8 **2005**, 1996
4 2003, 1997

SCORING

Most Points Scored

Season
391 2003
371 1996

Game

48 **12/19/05 vs. GB**
44 11/30/03 vs. SF
11/23/03 vs. Sea. - OT
11/26/00 vs. Cle.
41 12/5/99 vs. Ten.
11/7/99 at Cle.

Most Points Scored by Opponents

Season
441 1996
354 2002

Game

46 10/6/96 vs. NE
45 11/1/98 vs. Jax.
10/20/96 at Den.
42 **11/27/05 at Cin.**
10/5/97 at Pit.

Most Points Scored, Both Teams

Season
812 1996
672 2003

Game

85 11/23/03, Bal. (44) vs. Sea. (41) OT
84 10/6/96, Bal. (38) vs. NE (46)
79 10/20/96, Bal. (34) at Den. (45)

Fewest Points Scored

Season
265 **2005**
269 1998
303 2001

Game

0 11/9/97 at Pit.; 9/15/02 vs. TB
3 7 times, **last 11/13/05 at Jax.**

Fewest Points Scored by Opponent

Season
*165 2000
265 2001

Game

0 7 times, last 12/21/03 at Cle.
3 4 times, last 12/19/05 vs. GB

Fewest Points Scored, Both Teams

Season
498 2000
564 **2005**
568 2001

Game

9 11/14/99, Bal. (3) at Jax. (6)
13 10/15/00, Bal. (3) at Was. (10)
15 10/29/00, Bal. (6) vs. Pit. (9)
11/16/03, Bal. (6) at Mia. (9)

Most Points Overcome to Win Game

17 11/23/03 vs. Sea.
(trailed 41-24, won 44-41 in OT)
16 9/10/00 vs. Jax.
(trailed 23-7, won 39-36)
14 11/14/04 at NYJ
(trailed 14-0, won 20-17 in OT)
11/21/99 at Cin.
(trailed 14-0, won 34-31)
11/29/98 vs. Ind.
(trailed 24-10, won 38-31)
10/27/96 vs. STL
(trailed 20-6, won 37-31 in OT)

Largest Blown Lead to Lose Game

21 10/5/97 vs. Pit. (led 21-0, lost 42-34)
18 11/3/96 vs. Cin. (led 21-3, lost 24-21)
17 12/5/04 vs. Cin. (led 20-3, lost 27-26)

Most Points, Each Half

1st
31 vs. Cle. (11/26/00)
vs. Den. (9/30/02)
30 vs. Dal. (11/21/04)
2nd
38 vs. Sea. (11/23/03) (plus 3 in OT)
32 vs. Jax. (9/10/00)
29 **at Cin. (11/27/05)**
25 vs. Ind. (11/29/98)
vs. STL (10/27/96) (plus 6 in OT)

Most Points, Both Teams, Half

1st
55 11/1/98, Bal. (13) vs. Jax. (42)
45 9/8/96, Bal. (17) at Pit. (28)
41 10/20/96, Bal. (13) at Den. (28)
2nd**62 11/23/03, Bal. (38) vs. Sea (24)
54 **11/27/05 Bal. (29) at Cin. (25)**
50 10/6/96, Bal. (24) vs. NE (26)
45 9/10/00, Bal. (32) vs. Jax. (13)
10/5/97, Bal. (10) vs. Pit. (35)

*16-game NFL record **plus 3 by Bal. in overtime

RECORDS

BALTIMORE RAVENS TEAM RECORDS

Most Points Scored, Each Quarter

1st	14	12/19/05 vs. GB 12/13/98 vs. Min. 9/27/98 vs. Cin. 10/5/97 vs. Pit.
2nd	31	9/30/02 vs. Den.
	24	11/26/00 vs. Cle.
3rd	21	11/23/03 vs. Sea. 12/12/99 at Pit. 11/21/99 at Cin. 10/20/96 at Den.
4th	24	10/6/96 vs. NE
OT	6	10/3/99 at Atl. 10/27/96 vs. STL

Most Points Allowed, Each Quarter

1st	17	9/10/00 vs. Jax. 11/29/98 vs. Ind.
2nd	28	11/1/98 vs. Jax.
3rd	17	11/27/05 at Cin. 11/23/03 vs. Sea. 10/6/96 vs. NE
	15	
4th	24	12/5/04 vs. Cin.
	23	11/28/99 vs. Jax.
OT	3	11/2/97 at NYJ 11/24/96 vs. Jax.

Most Points, Both Teams, Each Quarter

1st	26	12/13/98, Bal. (14) vs. Min. (12)
2nd	34	11/1/98, Bal. (6) vs. Jax. (28)
3rd	38	11/23/03, Bal. (21) vs. Sea. (17)
4th	35	10/6/96, Bal. (24) vs. NE (11)
OT	6	10/3/99, Bal. (6) at Atl. (0) 10/27/96, Bal. (6) vs. STL (0)

Most Consecutive Games Scoring

71	1997 (final 6) - 2002 (1st game)
62	2002 (final 14) - current

Most TDs

Season	45	1996
	41	2003
Game	6	12/19/05 vs. GB
	5	11/30/03 vs. SF 11/23/03 vs. Sea. 11/10/02 at Cin. 11/26/00 vs. Cle. 9/10/00 vs. Jax. 12/5/99 vs. Ten. 11/7/99 at Cle. 10/27/96 vs. STL (OT) 10/06/96 vs. NE

Fewest TDs

Season	25	2005
	29	1998
	31	2001
Game	0	19 times, last 11/13/05 at Jax.

Most TDs, Both Teams

Season	95	1996
	74	2002, 1997
Game	10	11/23/03, Bal. (5) vs. Sea. (5) 10/5/97, Bal. (4) vs. Pit. (6) 10/20/96, Bal. (4) at Den. (6) 10/6/96, Bal. (5) vs. NE (5)

Most Consecutive Games Scoring TDs

25	1996 (16) - 1997 (9)
----	----------------------

Most (1-Point) PAT

Season	34	1996
	35	2003
Game	6	12/19/05 vs. GB
	5	11/10/02 at Cin. 11/26/00 vs. Cle. 12/5/99 vs. Ten. 11/7/99 at Cle.

Most (1-Point) PAT by Opponents

Season	41	1996
	35	1998
Game	6	3 times, last 11/1/98 vs. Jax.

Most (1-Point) PAT, Both Teams

Season	75	1996
	65	1998
Game	10	11/23/03, Bal. (5) vs. Sea. (5)
	9	10/5/97, Bal. (3) vs. Pit. (6)

Most (2-Point) PAT

Season	5	1996
	2	4 times, last 2002
Game	3	10/6/96 vs. NE

Most (2-Point) PAT by Opponent

Season	7	1996
	4	1999
Game	2	10/19/03 at Cin. 11/28/99 vs. Jax. 10/6/96 vs. NE

Most (2-Point) PAT, Both Teams

Season	12	1996
	5	1999
Game	*5	10/6/96, Ravens (3) vs. NE (2)

Most Field Goals Attempted

Season	40	2003
	39	2000
	35	2005, 2001
Game	6	9/21/97 at Ten.

Most Field Goals Made

Season	35	2000
	34	2003
	30	2005, 2001
Game	5	10/8/00 at Jax. 12/26/99 vs. Cin. 9/21/97 at Ten.

BALTIMORE RAVENS TEAM RECORDS

Fewest Field Goals Attempted

Season	
25	1996
26	2002

Fewest Field Goals Made

Season	
19	1996
21	2002, 1998

Most Field Goals Attempted by Opponent

Season	
34	1997
33	2001
Game	
6	12/13/98 vs. Min.

Most Field Goals Made by Opponent

Season	
29	2005, 2002
28	2003
Game	
6	12/13/98 vs. Min.
5	Many times, last 12/4/05 vs. Hou.

Fewest Field Goals Attempted by Opponent

Season	
19	2000
25	1999

Fewest Field Goals Made by Opponent

Season	
14	2000
19	2001, 1999

Most Consecutive Games Scoring Field Goals

38 1999 (Final 6)-2001

Most Consecutive Games Scoring Field Goals, by Opponent

15 2002 (Final game)-2003 (1st 14 games)
1996 (2nd-16th game)

Most Field Goals Attempted, Both Teams

Game	
8	11/2/97, Bal. (3) at NYJ (5) 9/21/97, Bal. (6) at Ten. (2) 11/24/96, Bal. (5) vs. Jax. (3)

Most Field Goals Made, Both Teams

Game	
7	11/9/03, Bal. (3) at STL (4) 10/13/02, Bal. (2) at Ind. (5) 11/2/97, Bal. (3) at NYJ (4)

Most Safeties

Season	
2	1998
Game	
1	6 times, last 1/2/05 vs. Mia.

Most Safeties by Opponent

Season	
1	2005, 1997, 1996
Game	
1	9/18/05 at Ten. 12/7/97 vs. Sea. 9/15/96 at Hou.

* NFL Record

FIRST DOWNS

Most First Downs

Season	
338	1996
299	2001
Game	
29	11/24/96 vs. Jax.
28	10/6/96 vs. NE

Fewest First Downs

Season	
243	1998
259	2003, 1999
Game	
5	12/24/00 vs. NYJ

Most First Downs by Opponent

Season	
351	1996
316	2002
Game	
33	11/3/96 vs. Cin.
29	9/14/97 at NYG

Fewest First Downs by Opponent

Season	
216	2000
243	2003
Game	
5	11/26/00 vs. Cle.
7	9/24/00 vs. Cin. 10/22/00 vs. Ten.

Most First Downs, Both Teams

Season	
689	1996
598	1997
Game	
56	11/3/96, Bal. (23) vs. Cin. (33)
54	10/6/96, Bal. (28) vs. NE (26)

Fewest First Downs, Both Teams

Season	
504	2000
507	2003
Game	
22	11/14/99, Bal. (13) at Jax. (9)
23	11/9/03, Bal. (16) at STL (7) 9/14/03, Bal. (9) vs. Cle. (14) 12/19/99, Bal. (15) vs. NO (8)

Most First Downs Rushing

Season	
116	2000
115	2003
Game	
15	11/19/00 vs. Dal.
14	11/26/00 vs. Cle.

Fewest First Downs Rushing

Season	
86	1998
87	1999
Game	
0	9/18/05 at Ten. 1 12/14/97 vs. Ten. 10/11/98 vs. Ten. 11/15/98 at SD 10/8/00 at Jax. 12/24/00 vs. NYJ

Most First Downs Rushing by Opponent

Season	
115	1996
101	1997
Game	
15	11/3/96 vs. Cin.
14	9/8/96 at Pit.

BALTIMORE RAVENS TEAM RECORDS

Fewest First Downs Rushing by Opponent

Season	59	2000
	70	1999
Game	0	12/19/99 vs. NO
	1	9/14/03 vs. Cle. 11/14/99 at Jax.

Most First Downs Rushing, Both Teams

Season	223	1996
	200	1997
Game	24	11/3/96, Bal. (9) vs. Cin. (15)
	22	9/8/96, Bal. (8) at Pit. (14)

Fewest First Downs Rushing, Both Teams

Season	157	1999
	173	2001
Game	2	9/18/05, Bal. (0) at. Ten. (2) 12/19/99, Bal. (2) vs. NO (0)
	4	12/24/00, Bal. (1) vs. NYJ (3) 12/21/97, Bal. (2) at Cin. (2)

Most First Downs Passing

Season	208	1996
	180	2001
Game	19	10/6/96 vs. NE 11/24/96 vs. Jax.

Fewest First Downs Passing

Season	121	2003
	135	2004
Game	3	11/9/97 at Pit.

Most First Downs Passing by Opponent

Season	213	1996
	190	2002
Game	20	12/13/98 vs. Min.
	20	11/28/99 vs. Jax.

Fewest First Downs Passing by Opponent

Season	135	2000
	144	2003
Game	2	11/26/00 vs. Cle.
	3	10/22/00 vs. Ten. 9/26/99 vs. Cle.

Most First Downs Passing, Both Teams

Season	421	1996
	356	1997
Game	37	10/6/96, Bal. (19) vs. NE (18)

Fewest First Downs Passing, Both Teams

Season	265	2003
	291	2000
Game	9	9/26/99, Bal. (6) vs. Cle. (3)
	10	9/14/03, Bal. (4) vs. Cle. (6)
	10	10/10/04, Bal. (4) at Was. (6)

Most First Downs by Penalty

Season	27	2001
	26	2005, 2002
	24	1999

Game	5	10/27/02 at Pit. 12/26/99 vs. Cin. 11/21/99 at Cin.
-------------	---	---

Fewest First Downs by Penalty

Season	16	2000
	17	1997, 1998

Most First Downs by Penalty by Opponent

Season	37	2005
	32	1999, 2000
	31	2002
Game	8	10/9/05 at Det.
	7	11/15/98 at SD

Fewest First Downs by Penalty by Opponent


Season	22	2000
	23	1996

Most First Downs by Penalty, Both Teams

Season	63	2005
	57	2002
	56	1999
Game	12	10/9/05 at Det.
	9	11/15/98, Bal. (2) at SD (7)

Fewest First Downs by Penalty, Both Teams

Season	38	2000
	42	1997



In 2005, WR Derrick Mason led the Ravens with 52 1st-down receptions, 19 of which he reeled in on 3rd down.

BALTIMORE RAVENS TEAM RECORDS

NET YARDS

Most Total Net Yards (Rushing and Passing)

Season	
5,723	1996
5,291	1997
5,124	2001
Game	
479	11/19/00 vs. Dal.
478	10/27/96 vs. STL - OT
463	10/6/96 vs. NE

Fewest Total Net Yards (Rushing and Passing)

Season	
4,375	2004
4,498	1998
Game	
124	11/28/04 at NE
142	12/24/00 vs. NYJ

Most Total Net Yards by Opponent (Rushing and Passing)

Season	
5,889	1996
5,363	1997
Game	
548	10/20/96 at Den.
540	11/29/98 vs. Ind.

Most Consecutive Games, 300 or More Yards Gained

7	1996; 1996 (12) - 1997 (2)
5	1999 (12) - 1999 (16)

Fewest Total Net Yards by Opponent (Rushing and Passing)

Season	
3,967	2000
4,222	1999
Game	
94	9/24/00 vs. Cin.
107	10/10/04 at Was.
112	11/26/00 vs. Cle.

Most Total Net Yards, Both Teams (Rushing and Passing)

Game	
964	10/27/96, Bal. (478) vs. STL (486) - OT
940	10/20/96, Bal. (392) at Den. (548)

Fewest Total Net Yards, Both Teams (Rushing and Passing)

Game	
339	10/10/04, Bal. (232) at Was. (107)
364	11/15/98, Bal. (161) at SD (203)
374	11/14/99, Bal. (242) at Jax. (132)

RUSHING

Most Rushing Attempts

Season	
552	2003
511	2000
Game	
51	11/26/00 vs. Cle.
46	10/4/04 vs. KC
45	10/2/05 vs. NYJ

Fewest Rushing Attempts

Season	
408	1998
416	1996
Game	
13	9/18/05 at Ten.
	12/16/01 vs. Pit.
14	12/6/98 at Ten.
15	9/12/99 at STL
	11/15/98 at SD

Most Rushing Attempts by Opponent

Season	
508	1996
472	1998
Game	
47	10/27/96 vs. STL - OT
46	10/4/04 vs. KC
42	12/26/04 at Pit.
	11/16/03 at Mia.
	9/8/96 at Pit.

Fewest Rushing Attempts by Opponent

Season	
361	2000
392	1999
Game	
13	10/1/00 at Cle.
14	12/25/05 vs. Min.
	11/19/00 vs. Dal.
	12/5/99 vs. Ten.
	9/7/97 vs. Cin.

Most Rushing Attempts, Both Teams

Season	
1,000	2003
960	2004

Game

75	11/16/03, Bal. (33) at Mia. (42)
69	10/10/04, Bal. (43) at Was. (26)
68	11/26/00, Bal. (51) vs. Cle. (17)
	11/14/04, Bal. (32) at NYJ (36)

Fewest Rushing Attempts, Both Teams

Season	
823	1999
827	2000
Game	
36	12/5/99, Bal. (22) vs. Ten. (14)
40	12/19/99, Bal. (24) vs. NO (16)
	9/12/99, Bal. (15) at STL (25)

Most Yards Gained Rushing

Season	
2,669	2003
2,198	2000
2,063	2004
Game	
343	9/14/03 vs. Cle.
276	12/21/03 at Cle.
254	9/26/04 at Cin.

Fewest Yards Gained Rushing

Season	
1,589	1997
1,605	2005
1,628	1998
Game	
14	9/18/05 at Ten.
24	12/20/98 at Chi.
36	10/11/98 vs. Ten.
41	11/4/01 at Pit.

Most Yards Gained Rushing by Opponent

Season	
1,920	1996
1,762	2002
Game	
222	10/20/96 at Den.
214	10/5/97 vs. Pit.
206	9/8/96 at Pit.

BALTIMORE RAVENS TEAM RECORDS

Fewest Yards Gained Rushing by Opponent

Season	970 2000
	1,231 1999
Game	
	4 9/24/00 vs. Cin.
	11 12/19/99 vs. NO
	28 10/2/05 vs. NYJ
	42 12/25/05 vs. Min.
	44 12/27/98 vs. Det.

Most Yards Gained Rushing, Both Teams

Season	4,210 2003
	3,744 2004
Game	
	403 9/14/03, Bal. (343) vs. Cle. (60)
	363 9/26/04, Bal. (254) at Cin. (109)
	354 12/21/03, Bal. (276) at Cle. (78)
	331 9/28/03, Bal. (202) vs. KC (129)

Fewest Yards Gained Rushing, Both Teams

Season	2,985 1999
	3,169 2000
	3,196 2005
Game	
	72 12/19/99, Bal. (61) vs. NO (11)
	97 11/15/98, Bal. (40) at SD (57)

Highest Average Gain, Rushing

Season	4.8 2003
	4.3 2000

Lowest Average Gain, Rushing

Season	3.6 2005
	3.7 2001

Highest Average Gain, Rushing by Opponent

Season	3.8 1996
	3.7 2005, 2002

Lowest Average Gain, Rushing by Opponent

Season	2.7 2000
	3.1 1999

Most TDs Rushing

Season	18 2003
	11 2004, 2001

Game	
	3 12/21/03 at Cle.
	12/7/03 vs. Cin.
	11/26/00 vs. Cin.
	11/7/99 at Cle.

Fewest TDs Rushing

Season	5 2005
	7 1998, 1997
	9 3 times (last 2002)

Most TDs Rushing by Opponent

Season	18 1996
	17 2 times (last 2002)

Game	
	4 10/9/05 at Det.
	3 6 times (last 12/8/02 vs. NO)

Fewest TDs Rushing by Opponent

Season	5 2000
	6 2003, 1999

PASSING

Most Passing Attempts

Season	586 1997
	562 2005
	557 2001
Game	
	64 9/23/01 at Cin.
	54 9/11/05 vs. Ind.
	51 10/21/99 vs. KC
	50 10/27/96 vs. STL - OT
	10/27/02 vs. Pit.
	11/24/96 vs. Jax.

Fewest Passing Attempts

Season	415 2003
	479 2002
Game	
	17 10/4/04 vs. KC
	11/8/98 vs. Oak.
	18 6 times, last 10/10/04 at Was.

Most Passing Attempts by Opponent

Season	599 1999
	573 2002
Game	
	69 12/24/00 vs. NYJ
	36 12/13/98 vs. Min.
	54 9/30/02 vs. Den.

Fewest Passing Attempts by Opponent

Season	526 2005
	527 2000
	531 2003

Game

	15 10/13/96 at Ind.
	16 9/17/00 vs. Mia.
	10/21/99 vs. KC

Most Passing Attempts, Both Teams

Season	1,145 1999
	1,142 1997
Game	
	96 11/24/96, Bal. (50) vs. Jax. (46)
	94 9/23/01, Bal. (64) at Cin. (30)
	12/24/00, Bal. (25) vs. NYJ (69)
	91 10/27/96, Bal. (51) vs. STL (40) - OT

Fewest Passing Attempts, Both Teams

Season	946 2003
	1,016 1998
Game	
	42 10/29/00, Bal. (24) vs. Pit. (18)
	45 10/13/96, Bal. (30) at Ind. (15)
	46 11/8/98, Bal. (17) vs. Oak. (29)

Most Pass Completions

Season	338 1997
	335 2005, 1996
Game	
	34 9/11/05 vs. Ind.
	9/23/01 at Cin.
	32 10/19/97 vs. Mia.
	31 10/27/96 vs. STL - OT
	11/24/96 vs. Jax.

Fewest Pass Completions

Season	217 2003
	258 2004

BALTIMORE RAVENS TEAM RECORDS

Game

7 9/14/03 vs. Cle.
8 12/7/03 vs. Cin.
12/12/99 at Pit.
9 10/10/04 at Was.
10/12/03 at Ari.
11/22/98 at Cin.

Most Pass Completions by Opponent

Season

360 2002
296 **2005**
295 2000

Game

35 9/30/02 vs. Den.
32 12/13/98 vs. Min.
31 12/5/99 vs. Ten.

Fewest Pass Completions by Opponent

Season

276 2004

Game

9 10/29/00 vs. Pit.
10/21/99 vs. KC
10/13/96 at Ind.

Most Pass Completions, Both Teams

Season

685 1996
670 1997

Game

59 11/24/96, Bal. (31) vs. Jax. (28)
57 10/27/96, Bal. (31) vs. STL (26) - OT

Fewest Pass Completions, Both Teams

Season

513 2003
534 2004

Game

20 10/29/00, Bal. (11) vs. Pit. (9)
22 10/10/04, Bal. (9) at Was. (13)
24 9/14/03, Bal. (7) vs. Cle. (17)
1/7/02, Bal. (10) vs. Min. (14)

Most Net Yards Gained, Passing

Season

3,978 1996
3,702 1997

Game

404 10/27/96 vs. STL - OT
356 11/24/96 vs. Jax.
330 10/6/96 vs. NE

Fewest Net Yards Gained, Passing

Season

2,255 2003
2,312 2004

Game

37 12/17/00 at Ari.
50 9/14/03 vs. Cle.
60 10/24/04 vs. Buf.

Most Net Yards Gained, Passing by Opponent

Season

3,969 1996
3,673 1997

Game

473 12/24/00 vs. NYJ
375 9/10/00 vs. Jax.
371 10/6/02 at Cle.

Fewest Net Yards Gained, Passing by Opponent

Season

2,805 2003
2,964 **2005**
2,997 2000

Game

55 10/10/04 at Was.
64 12/10/00 vs. SD
74 11/9/03 at STL

Most Net Yards Gained, Passing, Both Teams

Season

7,947 1996
7,375 1997

Game

725 10/27/96, Bal. (404) vs. STL (321) - OT
637 11/24/96, Bal. (356) vs. Jax. (281)
643 10/20/96, Bal. (317) at Den. (326)

Fewest Net Yards Gained, Passing, Both Teams

Season

5,060 2003
5,434 2004

Game

131 10/10/04, Bal. (76) at Was. (55)
217 11/28/04, Bal. (47) at NE (170)
232 1/7/02, Bal. (139) vs. Min. (93)

Most Times Sacked

Season

56 1999
43 2000

Game

7 6 times, last 11/9/03 at STL

Fewest Times Sacked

Season

35 2004
37 1997

Most Times Opponents Sacked

Season

49 1999
47 2003

Game

9 11/16/97 vs. Phi. - OT

Fewest Times Opponents Sacked

Season

30 1996
33 2002

Most Times Sacked, Both Teams

Season

105 1999
89 2003

Game

12 11/23/03, Bal. (6) vs. Sea. (6)
10/18/98, Bal. (5) at Pit. (7)
11 **11/20/05, Bal. (6) vs. Pit. (5) - OT**
11/23/03, Bal. (7) at STL (4)
11/16/97, Bal. (2) vs. Phi. (9) - OT

Fewest Times Sacked, Both Teams

Season

68 1996
74 2004, 2002

Game

0 12/26/04, Bal. (0) at Pit. (0)
10/19/97, Bal. (0) vs. Mia. (0)

Most Consecutive Games Sacked

23 (9th game in 2003 - 14th in 2004)
13 (7th in 1999 - 3rd in 2000)
(10th in 1996 - 6th in 1997)

Most Consecutive Games Opponents Sacked

22 (9th game in 2000 - 14th in 2001)
21 (8th in 1997 - 12th in 1998)

Highest Completion Percentage

Season

59.6 **2005 (335-562)**
58.8 1996 (335-570)
57.7 1997 (358-586)

BALTIMORE RAVENS TEAM RECORDS

Game

80.0 9/9/01 vs. Chi. (24-30)
79.4 11/1/98 vs. Jax. (27-34)
75.0 9/27/98 vs. Cin. (15-20)

Highest Completion Percentage by Opponent

Season

65.2 1996 (350-537)
62.8 2002 (360-573)

Game

83.9 11/17/96 at SF (26-31)
80.6 12/5/04 vs. Cin. (29-36)

Most TDs Passing

Season

34 1996
25 1997

Game

5 9/10/00 vs. Jax.
4 12/12/04 vs. NYG
11/23/03 vs. Sea
12/5/99 vs. Ten.
10/20/96 at Den.

Fewest TDs Passing

Season

13 2004
16 1998

Most TDs Passing by Opponent

Season

27 1996
20 1999, 1998, 1997

Game

5 11/23/03 vs. Sea

Fewest TDs Passing by Opponent

Season

11 2000
14 2004

Most TDs Passing, Both Teams

Season

61 1996
45 1997

Game

9 11/23/03, Bal. (4) vs. Sea. (5)
8 9/10/00, Bal. (5) vs. Jax. (3)
7 10/6/96, Bal. (3) vs. NE (4)
10/20/96, Bal. (4) at Den. (3)

Most Passes Had Intercepted

Season

21 **2005**
20 1996, 1999, 2001
19 2000

Game

4 11/3/96 vs. Cin.
11/9/97 at Pit.
12/19/99 vs. NO
10/22/00 vs. Ten.

Fewest Passes Had Intercepted

Season

11 2004
14 2002

Most Passes Had Intercepted, Both Teams

Season

42 2000
39 2002

Game

8 12/19/99, Bal. (4) vs. NO (4)

PUNTING

Most Punts

Season

104 1999
97 2004

Game

10 **9/18/05 at Ten.**
12/24/00 vs. NYJ
9/20/98 at Jax.

Fewest Punts

Season

69 1996
83 1997

Game

1 **10/31/05 at Pit.**
9/24/00 vs. Cin.

Most Punts by Opponent

Season

115 1999
105 2003

Game

11 12/19/99 vs. NO
10 11/28/04 at NE
10/7/01 vs. Ten.
9 **10/2/05 vs. NYJ**
9/28/03 vs. KC

Fewest Punts by Opponent

Season

68 1996
78 2002

Game

0 12/26/04 vs. Pit.

Most Punts, Both Teams

Season

218 1999
196 2003

Game

20 12/19/99, Ravens (9) vs. NO (11)

Fewest Punts, Both Teams

Season

137 1996
162 2002

Game

3 12/26/04 vs. Pit.

Highest Punting Average

Season

43.2 1996
42.9 1998

Lowest Punting Average

Season

38.0 2001
40.2 2000

Highest Punting Average by Opponent

Season

44.5 2000
44.0 1997

Lowest Punting Average by Opponent

Season

40.1 2004, 2003
40.5 **2005**
40.8 2002

BALTIMORE RAVENS TEAM RECORDS

PUNT RETURNS

Most Punt Returns

Season	60	2004
	59	1999

Game	9	11/26/00 vs. Cle.
	7	11/14/04 at NYJ
		12/19/99 vs. NO
		11/7/99 at Cle.
		11/16/97 vs. Phi. - OT

Fewest Punt Returns

Season	34	2002
	38	1996

Most Punt Returns by Opponent

Season	55	2005
	53	1997
	43	1999

Game	7	12/4/05 vs. Hou.
		11/13/05 at Jax.
	6	8 times, last 1/1/06 at Cle.

Fewest Punt Returns by Opponent

Season	27	1996
	33	2001

Most Punt Returns, Both Teams

Game	12	1/1/06, Bal. (6) at Cle. (6)
	11	11/26/00, Bal. (9) vs. Cle. (2)
	10	11/9/03, Bal. (5) at STL (5)

Most Fair Catches

Season	23	2003
	14	2002, 1997, 1996

Game	4	12/4/05 vs. Hou.
		11/19/00 vs. Dal.
		10/31/99 vs. Buf.

Most Fair Catches by Opponent

Season	28	1999
	24	1998

Game	6	12/19/99 vs. NO
	4	12/20/98 at Chi.
		10/25/98 at GB

Most Yards, Punt Returns

Season	713	2000
	616	2004

Game	184	12/7/97 vs. Sea.
	173	12/24/00 vs. NYJ

Most Yards, Punt Returns by Opponent

Season	481	2005
	471	2002
	468	1999

Game	117	11/2/97 at NYJ (OT)
-------------	-----	---------------------

Most Yards, Punt Returns, Both Teams

Season	1,095	2000
	1,024	1997

Game

220	12/24/00, Bal. (173) vs. NYJ (47)
214	12/7/97, Bal. (184) vs. Sea. (30)

Fewest Yards, Punt Returns, Both Teams

Season	630	1996
	764	2003

Game

0	12/26/04, Bal. at Pit.
	12/13/98, Bal. vs. Min.
	9/15/96, Bal. at Hou.

Highest Average, Punt Returns

Season	15.8	2000 (45-713)
	13.4	1997 (42-564)

Lowest Average, Punt Returns

Season	7.7	1999 (59-452), 2003 (53-410)
	9.4	1996 (38-357)

Highest Average, Punt Returns by Opponent

Season	11.8	2002 (40-471)
	10.9	1999 (43-468)

Lowest Average, Punt Returns by Opponent

Season	5.5	2001 (33-183)
	7.8	2004 (36-280)

Most TDs on Punt Returns

Season	2	1997, 1998, 2000, 2004
---------------	---	------------------------

Game

2	12/24/00 vs. NYJ
	12/7/97 vs. Sea.

Most TDs on Punt Returns by Opponent

Season	2	2002
---------------	---	------

Game

1	1/1/06 at Cle.
	12/15/02 at Hou.
	9/15/02 vs. TB
	11/21/99 at Cin.
	10/25/98 at GB

Most TDs on Punt Returns, Both Teams

Season	3	1998
---------------	---	------

Game

2	12/7/97, Bal. (2) vs. Sea. (0)
	12/24/00, Bal. (2) vs. NYJ (0)



RS B.J. Sams ranked 2nd in the NFL in 2005 with a 12.2 punt return average. Sams was a major key in the Ravens' No. 1 overall ranking of 11.1 yards per punt return.

BALTIMORE RAVENS TEAM RECORDS

KICKOFF RETURNS

Most Kickoff Returns

Season	86 1996
	71 1997
Game	10 12/13/98 vs. Min.

Fewest Kickoff Returns

Season	45 2000
	54 1999

Most Kickoff Returns by Opponent

Season	73 2000
	70 3 times, last 2003
Game	9 12/19/05 vs. GB
	12/2/01 vs. Ind.
	8 1/2/05 vs. Mia.
	9/24/00 vs. Cin.
	11/7/99 at Cle.

Fewest Kickoff Returns by Opponent

Season	57 1998
	59 1997

Most Kickoff Returns, Both Teams

Game	15 12/2/01, Bal. (6) vs. Ind. (9)
	12/13/98, Bal. (10) vs. Min. (5)
	14 9/10/00, Bal. (9) vs. Jax. (5)
	10/20/96, Bal. (7) at Den. (7)

Most Yards, Kickoff Returns

Season	1,734 1996
	1,700 1998
Game	367 12/13/98 vs. Min.

Fewest Yards, Kickoff Returns

Season	1,005 2000
	1,222 2003
Game	0 10/1/00 at Cle.
	12/6/98 at Ten.

Most Yards, Kickoff Returns, Both Teams

Season	3,136 1996
	2,945 2002
Game	511 12/13/98, Bal. (367) vs. Min. (144)

Highest Average, Kickoff Returns

Season	24.6 1998 (69-1,700)
	23.6 2001 (57-1,347)

Lowest Average, Kickoff Returns

Season	20.2 1996 (86-1,735); 1997 (71-1,435)
	20.3 1999 (54-1,098)

Highest Average, Kickoff Returns by Opponent

Season	23.2 2004 (65-1,509)
	22.6 2002 (67-1,512)

Lowest Average, Kickoff Returns by Opponent

Season	20.0 1996 (70-1,402)
	20.5 1998 (57-1,168)

Most TDs on Kickoff Returns

Season	2 1998
Game	**2 12/13/98 vs. Min.

Most TDs on Kickoff Returns by Opponent

Season	2 2004, 1998
	1 2003, 2002, 1997
Game	1 7 times, last 1/2/05 vs. Mia.

Most TDs on Kickoff Returns, Both Teams

Season	4 1998
	2 2004
Game	*3 12/13/98, Bal. (2) vs. Min. (1)

* NFL record; ** Tied NFL record

FUMBLES

Most Fumbles

Season	37 1997, 2003
	34 2002
Game	7 10/13/02 at Ind.
	10/22/00 vs. Ten.
	5 7 times, last 9/26/04 at Cin.

Fewest Fumbles

Season	23 1996
	24 1999

Most Fumbles by Opponent

Season	45 2000
	29 2003
Game	8 10/8/00 at Jax.

Fewest Fumbles by Opponent

Season	17 1998
	22 2001

Most Fumbles Lost

Season	19 2003
	18 2002
Game	5 12/13/98 vs. Min.

Fewest Fumbles Lost

Season	7 2000
	11 1999

Most Fumbles Lost by Opponent

Season	26 2000
	17 2003
Game	4 12/12/04 vs. NYG
	12/10/00 vs. SD
	9/21/97 at Ten.

Fewest Fumbles Lost by Opponent

Season	6 1998, 2002
	10 1999

BALTIMORE RAVENS TEAM RECORDS

Most Own Fumbles Recovered

Season
20 1997
19 2000

Fewest Own Fumbles Recovered

Season
10 1996
13 **2005**, 1999

Most Opponents Fumbles Recovered

Season
26 2000
17 2003

Game

4 12/12/04 vs. NYG
12/10/00 vs. SD
9/21/97 at Ten.

Fewest Opponents Fumbles Recovered

Season
6 1998, 2002
7 1996

Most TDs, Fumbles Recovered, Own & Opponent

Season
2 **2005**, 2004

Game

1 6 times, last 1/1/06 at Cle.

Most TDs, Fumbles Recovered, Both Teams, Own & Opponents

Game
1 14 times, last 1/1/06, Bal. (1) vs. Cle. (0)

Most TDs, Own Fumbles Recovered

Season
1 2004, 2003, 2002

Game

1 12/5/04 vs. Cin.
9/21/03 at SD
12/29/02 at Pit.

Most TDs, Opponents Fumbles Recovered

Season
2 **2005**

Game

1 4 times, last 1/1/06 at Cle.

Most TDs, Opponents Fumbles Recovered, Both Teams

Season
1 1996-99, 2001-02, 2004-05

Game

1 10 times, last 1/1/06, Bal. (1) at Cle. (0)

INTERCEPTIONS

Most Interceptions

Season
25 2002
24 2003

Game

4 11/30/03 vs. SF
10/6/02 vs. Cle.
12/19/99 vs. NO
12/7/97 vs. Sea.

Fewest Interceptions

Season
12 **2005**
15 1996
16 2001

Most Interceptions By Opponent

Season
21 **2005**
20 2001, 1999, 1996
19 2003, 2000

Game

4 10/24/04 vs. Buf.
11/18/01 vs. Cle.
10/22/00 vs. Ten.
12/19/99 vs. NO
11/9/97 at Pit.
11/3/96 vs. Cin.

Fewest Interceptions By Opponent

Season
11 2004
14 2002

Most Interceptions, Both Teams

Season
43 2003
42 2000

Game

8 12/19/99, Bal. (4) vs. NO (4)
7 11/18/01, Bal. (4) vs. Cle. (3)

Most Consecutive Games With Interceptions

7 2002 (games 3-9)
2000 (games 2-8)
1996 (games 7-13)

Most Consecutive Games With Interceptions By Opponent

9 2001 (games 5-13)
7 1996 (game 13 through 1997 game 3)
1998 (games 5-11)

Most Interception Yards

Season
700 2004
511 2003

Game

183 12/24/00 vs. NYJ

Fewest Interception Return Yards

Season
147 1996
161 1998

Most Interception Yards By Opponent

Season
349 1996
331 2001

Game

108 10/21/99 vs. KC

Fewest Interception Yards By Opponent

Season
118 1997
148 1998

Most Interception Yards, Both Teams

Season
872 2004
780 2003

Game

182 12/24/00, Bal. (183) vs. NYJ (-1)

Most TDs on Interceptions

Season
5 2004
4 2003, 1999

Game

1 22 times, last 12/4/05 vs. Hou.

Most TDs on Interceptions By Opponent

Season
3 **2005**, 2001, 1999, 1996

Game

2 10/21/99 vs. KC

Most TDs on Interceptions, Both Teams

Season
7 1999, Bal. (4), Opp. (3)
5 2004, Bal. (5), Opp. (0)

Game

2 10/21/99, Bal. (0) vs. KC (2)

BALTIMORE RAVENS TEAM RECORDS

PENALTIES

Fewest Penalties

Season	89	2001
	94	1996
Game	1	9/8/96 at Pit. 11/29/98 vs. Ind.

Most Penalties

Season	139	2005
	126	2003
Game	21	10/9/05 at Det. 14 11/15/98 at SD 11/23/03 vs. Sea.

Fewest Penalties by Opponent

Season	101	2004
	105	2001
Game	1	12/8/96 at Cin. 11/10/02 vs. Cin.

Most Penalties by Opponent

Season	123	1998
	122	1999
Game	16	11/15/98 at SD 15 10/10/99 at Ten. 11/21/99 at Cin.

Fewest Penalties, Both Teams

Game	4	9/8/96, Bal. (1) at Pit. (3) 5 12/8/96, Bal. (4) at Cin. (1)
-------------	---	---

Most Penalties, Both Teams

Game	30	11/15/98, Bal. (14) at SD (16) 28 10/9/05, Bal. (21) at Det. (7) 24 10/10/99, Bal. (9) at Ten. (15)
-------------	----	---

Fewest Yards Penalized

Season	728	2001
	735	2000
Game	5	11/10/02 vs. Cin. 10 9/8/96 at Pit. 11/29/98 vs. Ind.

Most Yards Penalized

Season	1,067	2005
	1,010	1999
Game	147	10/9/05 at Det. 146 10/6/96 vs. NE

Fewest Yards Opponent Penalized

Season	535	2000
	744	1996
Game	5	12/8/96 at Cin. 15 11/22/98 at Cin.

Most Yards Opponent Penalized

Season	1,118	1999
	935	2003
Game	*212	10/10/99 at Ten.

Fewest Yards Penalized, Both Teams

Game	30	9/8/96, Bal. (10) at Pit. (20)
-------------	----	--------------------------------

Most Yards Penalized, Both Teams

Game	293	10/10/99, Bal. (81) at Ten. (212) 252 11/15/98, Bal. (106) at SD (146) 219 9/7/03, Bal. (81) at Pit. (138) 201 11/23/03, Bal. (112) vs. Sea. (89) 200 9/19/04, Bal. (123) vs. Pit. (77)
-------------	-----	---

*Franchise Record

TURNOVERS

Most Turnovers

Season	38	2003
	36	2005, 2001
Game	7	11/9/97 at Pit. 11/9/03 at STL

Fewest Turnovers

Season	23	2004
	26	2000

Most Turnovers by Opponent

Season	49	2000
	41	2003, 1999
Game	6	12/12/04 vs. NYG 12/24/00 vs. NYJ 10/8/00 at Jax.

Fewest Turnovers by Opponent

Season	22	1996
	23	1998

Most Turnovers, Both Teams

Season	79	2003
	75	2000
Game	11	11/9/03, Bal. (7) at STL (4)

Most TDs by Ravens off Turnovers

Season	7	2004
	4	2003, 1999
Game	1	24 times, last 1/1/06 at Cle.

Most TDs by Opponent off Turnovers

Season	5	1996
	4	2001, 1999
Game	2	10/21/99 vs. KC

BALTIMORE RAVENS POSTSEASON RECORDS

ABBREVIATIONS

WC -	Wild Card
D -	Divisional Playoff
A -	AFC Championship
SB -	Super Bowl

SERVICE

Most Games Played

7 by many players

Most Games, Head Coach

7 **Brian Billick**

Most Games Won, Head Coach

5 **Brian Billick**

Most Games Lost, Head Coach

2 **Brian Billick**

SCORING

Most Points Scored

Career

46 **Matt Stover** (16-16 PATs, 10-13 FGs), 2000-01, 2003

24 **Jamal Lewis** (4 TDs), 2000; 2003

12 **Shannon Sharpe** (2 TDs), 2000-01
Jermaine Lewis (2 TDs), 2000-01

Game

12 **Jamal Lewis** (12/31/00 vs. Den.) - WC

10 **Matt Stover** (1/14/01 at Oak.) - A

Matt Stover (1/28/01 at NYG) - SB

Most Points By A Rookie

Game

12 **Jamal Lewis** (12/31/00 vs. Den.) - WC

Most Consecutive Games Scoring

7 **Matt Stover**, 2003, 2001, 2000

Most TDs

Career

4 **Jamal Lewis**, 2000

2 **Shannon Sharpe**, 2000

Game

2 **Jamal Lewis** (12/31/00 vs. Den.) - WC

1 14 times, last by **Todd Heap** (1/3/04 vs. Ten.) - WC

Most TDs, Rookie Season

4 **Jamal Lewis**, 2000

Most Consecutive Games Scoring a TD

2 **Jamal Lewis** (12/31/00 vs. Den.) - WC
through (1/07/01 at Ten.) - D

Most (Kicking) PAT Attempted

Career

16 **Matt Stover**, 2000-01, 2003

Game

4 **Matt Stover** (1/28/01 at NYG) - SB

Most (Kicking) PAT Made

Career

16 **Matt Stover**, 2000-01, 2003

Game

4 **Matt Stover** (1/28/01 at NYG) - SB

Most Consecutive (Kicking) PAT

16 **Matt Stover**, 2000-01, 2003

Highest (Kicking) PAT Percentage, Career

1.000 **Matt Stover** (16-16), 2000-01, 2003

Most 2-Point Conversions

Career

0

Game

0

Most Field Goals Attempted

Career

13 **Matt Stover**

Game

4 **Matt Stover** (1/14/01 at Oak.) - A

Matt Stover (1/13/02 at Mia.) - D

Matt Stover (1/28/01 at NYG) - SB

Most Field Goals Made

Career

10 **Matt Stover** 2000-01, 2003

Game

3 **Matt Stover** (1/14/01 at Oak.) - A

Longest Field Goal

47 **Matt Stover** (1/28/01 at NYG) - SB

Longest Field Goal Attempted

47 **Matt Stover** (1/28/01 at NYG) - SB

Highest Field Goal Percentage

Career

76.9 **Matt Stover** (10-13), 2000-01, 2003

Most Safeties

Career

0

Game

0

BALTIMORE RAVENS POSTSEASON RECORDS

RUSHING

Most Rushing Attempts

Career	117 Jamal Lewis , 2003, 2000
	24 Terry Allen, 2001
Game	30 Jamal Lewis (12/31/00 vs. Den.) - WC
	29 Jamal Lewis (1/14/01 at Oak.) - A
	27 Jamal Lewis (1/28/01 at NYG) - SB
	25 Terry Allen (1/13/02 at Mia.) - WC

Most Yardage

Career	373 Jamal Lewis , 2003
	120 Terry Allen, 2001
Game	110 Jamal Lewis (12/31/00 vs. Den.) - WC
	102 Jamal Lewis (1/28/01 at NYG) - SB

Most 100-Yard Rushing Games

Career	2 Jamal Lewis , 2000
	1 Terry Allen, 2001

Longest Run From Scrimmage

27t Jamal Lewis (12/31/00 vs. Den.) - WC
20 Jamal Lewis (12/31/00 vs. Den.) - WC
18 Jason Brookins (1/13/02 at Mia.) - WC

Most Rushing TDs

Career	4 Jamal Lewis , 2000
	1 Terry Allen, 2001
Game	2 Jamal Lewis (12/31/00 vs. Den.) - WC
	1 Jamal Lewis (1/7/01 at Ten.) - D
	Jamal Lewis (1/28/01 at NYG) - SB

Most Consecutive Games With A Rushing TD

2 Jamal Lewis (12/31/00 vs. Den.) - WC through (1/07/01 at Ten.) - D

Highest Rushing Average

Career (min. 40 carries)	3.2 Jamal Lewis
Game (min. 10 carries)	6.8 Jason Brookins (1/13/02 at Mia.) - WC
	4.4 Terry Allen (1/13/02 at Mia.) - WC
	3.8 Jamal Lewis (1/28/00 at NYG) - SB

PASSING

Highest Quarterback Passer Rating

Career (min. 60 attempts)	83.7 Trent Dilfer, 2000
Game (min. 12 attempts)	118.1 Trent Dilfer (12/31/00 vs. Den.) - WC
	106.9 Elvis Grbac (1/13/02 at Mia.) - WC

Most Pass Attempts

Career	73 Trent Dilfer, 2000
	55 Elvis Grbac, 2001
Game	37 Anthony Wright (1/3/04 vs. Ten.) - WC
	Elvis Grbac (1/20/02 at Pit.) - D
	25 Trent Dilfer (1/28/01 at NYG) - SB

Most Pass Completions

Career	35 Trent Dilfer, 2000
	30 Elvis Grbac, 2001
Game	20 Anthony Wright (1/3/04 vs. Ten.) - WC
	18 Elvis Grbac (1/20/02 at Pit.) - D

Most Passing Yardage

Career	590 Trent Dilfer, 2000
	286 Elvis Grbac, 2001
Game	214 Anthony Wright (1/3/04 vs. Ten.) - WC
	190 Trent Dilfer (1/14/01 at Oak.) - A

Most 300-Yard Passing Games

Career	none
---------------	------

Longest Completion

96t Trent Dilfer (1/14/01 at Oak.) - A
--

Highest Completion Percentage

Career	54.5 Elvis Grbac, 2001
	54.1 Anthony Wright, 2003
Game (min. 12 attempts)	66.7 Elvis Grbac (1/13/02 at Mia.) - WC
	64.2 Trent Dilfer (12/31/00 vs. Den.) - WC

Highest Average Gain Per Attempt

Career	8.08 Trent Dilfer, 2000
	5.78 Anthony Wright, 2003
Game (min. 15 attempts)	10.55 Trent Dilfer (1/14/01 at Oak.) - A

9.2 Trent Dilfer (12/31/00 vs. Den.) - WC

Most TDs

Career	3 Trent Dilfer, 2000
	1 Anthony Wright, 2003
	Elvis Grbac, 2001
Game	1 Anthony Wright (1/3/04 vs. Ten.) - WC
	Trent Dilfer (1/28/01 at NYG) - SB
	(1/14/01 at Oak.) - A
	(12/31/00 vs. Den.) - WC

Most Games, 4 TD Passes

Career	0
---------------	---

Most Games, 3 or More TD Passes

Career	0
---------------	---

Most Consecutive Games, TD Passes

2 Trent Dilfer (1/28/01 at NYG) - SB (1/14/01 at Oak.) - A
--

Most Consecutive Passes Attempted, None Intercepted

53 Trent Dilfer (12/31/00 vs. Den.) - WC through (1/14/01 at Oak.) - A
--

Most Passes Had Intercepted

Career	3 Elvis Grbac, 2001
	2 Anthony Wright, 2003
Game	3 Elvis Grbac (1/20/02 at Pit.) - D
	2 Anthony Wright (1/3/04 vs. Ten.) - WC

Most Pass Attempts, No Interceptions, Game

25 Trent Dilfer (1/28/01 at NYG) - SB
18 Elvis Grbac (1/13/02 at Mia.) - WC

Lowest Percentage, Passes Had Intercepted

Career	1.4 Trent Dilfer (1 in 73), 2000
	5.4 Anthony Wright (2 in 37), 2003

Most Times Sacked

Career	10 Trent Dilfer, 2000
	4 Elvis Grbac, 2001
Game	3 Elvis Grbac (1/20/02 at Pit.) - D
	Trent Dilfer (1/28/01 at NYG) - SB
	2 Anthony Wright (1/3/04 vs. Ten.) - WC

BALTIMORE RAVENS POSTSEASON RECORDS

RECEIVING

Most Pass Receptions

Career

- 15 Shannon Sharpe, 2000-01
- 13 Travis Taylor, 2001, 2003
- 11 Qadry Ismail, 2000-01
- 9 Brandon Stokley, 2000-01
- 7 **Todd Heap**, 2001, 2003
- Jamal Lewis**, 2000, 2003

Game

- 7 Travis Taylor (1/3/04 vs. Ten.) - WC
- 6 **Todd Heap** (1/3/04 vs. Ten.) - WC
- 5 Shannon Sharpe (1/20/02 at Pit.) - D

Most Receiving Yardage

Career

- 309 Shannon Sharpe, 2000-01
- 158 Travis Taylor, 2001, 2003

Game

- 96t Shannon Sharpe (1/14/01 at Oak.) - A
- 82 Travis Taylor (1/3/04 vs. Ten.) - WC

Most Games, 100 or More Yards, Pass Receiving

Career

0

Longest Pass Reception

- 96t Shannon Sharpe (1/14/01 at Oak.) - A

Average Gain Per Reception

Career

38.3 Shannon Sharpe (6 rec.)

Game (min. 3 rec.)

- 24.3 Shannon Sharpe (12/31/00 vs. Den.) - WC

Most TD Receptions

Career

- 2 Shannon Sharpe, 2000-01
- 1 Brandon Stokley, 2000-01
- Travis Taylor, 2001
- Todd Heap**, 2003

Game

- 1 5 times by 4 players, last by **Todd Heap** (1/3/04 vs. Ten.) - WC

INTERCEPTIONS

Most Interceptions

Career

- 4 Duane Starks, 2000-01
- 3 **Chris McAlister**, 2000-01, 2003
- 2 **Ray Lewis**, 2000-01, 2003
- Jamie Sharper, 2000-01

Game

- 2 Duane Starks (1/14/01 at Oak.) - A
- 1 13 times, last by **Chris McAlister** (1/3/04 vs. Ten.) - WC

Most Yards Gained After Interceptions

Career

- 119 Duane Starks, 2000-01
- 56 Will Demps, 2003
- 54 **Ray Lewis**, 2000-01, 2003

Game

- 56t Will Demps (1/3/04 vs. Ten.) - WC
- 50t **Ray Lewis** (1/7/01 at Ten.) - D

Longest Interception Return

56t Will Demps (1/3/04 vs. Ten.) - WC

50 **Ray Lewis** (1/7/01 at Ten.) - D

49t Duane Starks (1/28/01 at NYG) - SB

Highest Average on Interception Returns

Career (min. 3)

31.0 Duane Starks (3-93)

Most TDs on Interceptions Returns

Career

- 1 Will Demps (1/3/04 vs. Ten.) - WC
- Duane Starks (1/28/01 at NYG) - SB
- Ray Lewis** (1/7/01 at Ten.) - D

Game

- 1 Will Demps (1/3/04 vs. Ten.) - WC
- Duane Starks (1/28/01 at NYG) - SB
- Ray Lewis** (1/7/01 at Ten.) - D

PUNTING

Most Punts

Career

- 42 Kyle Richardson, 2000-01
- 8 Dave Zastudil, 2003

Game

- 10 Kyle Richardson (1/28/01 at NYG) - SB
- Kyle Richardson (12/31/00 vs. Den.) - WC
- 8 Dave Zastudil (1/3/04 vs. Ten.) - WC

Longest Punt

- 66 Kyle Richardson (12/31/00 vs. Den.) - WC

Highest Punting Average

Career (min. 10)

39.9 Kyle Richardson, 2000-01

Game (min. 4 punts)

- 48.8 Dave Zastudil (1/3/04 vs. Ten.) - WC
- 45.5 Kyle Richardson (1/13/02 at Mia.) - WC
- 43.0 Kyle Richardson (1/28/01 at NYG) - SB

Most Punts Inside the 20

Career

14 Kyle Richardson, 2000

Game

- 4 Kyle Richardson (1/28/01 at NYG) - SB
- Kyle Richardson (1/14/01 at Oak.) - A
- Kyle Richardson (12/31/00 vs. Den.) - WC

Most Punts Had Blocked

Career

2 Kyle Richardson, 2000

Game

2 Kyle Richardson (1/7/01 at Ten.) - D

BALTIMORE RAVENS POSTSEASON RECORDS

PUNT RETURNS

Most Punt Returns

Career

- 16 Jermaine Lewis, 2000-01
- 2 Lamont Brightful, 2003

Game

- 4 Jermaine Lewis (12/31/00 vs. Den.) - WC
- 2 Lamont Brightful (1/3/04 vs. Ten.) - WC

Most Fair Catches

Career

- 11 Jermaine Lewis, 2000-01
- 2 Lamont Brightful, 2003

Game

- 4 Jermaine Lewis (1/28/01 at NYG) - SB
- 3 Jermaine Lewis (1/7/01 at Ten.) - D

Most Yards Gained on Punt Returns

Career

- 224 Jermaine Lewis, 2000-01
- 2 Lamont Brightful, 2003

Game

- 99 Jermaine Lewis (1/20/02 at Pit.) - D
- 58 Jermaine Lewis (1/14/01 at Oak.) - A

Longest Punt Return

- 88t Jermaine Lewis (1/20/02 at Pit.) - D
- 38 Jermaine Lewis (1/14/01 at Oak.) - A

Highest Average

Career (min. 10 returns)

- 14.0 Jermaine Lewis, 2000-01

Game (min. 3 returns)

- 33.3 Jermaine Lewis (1/14/01 at Oak.) - A
- 33.0 Jermaine Lewis (1/20/02 at Pit.) - D

Most TDs

Career

- 1 Jermaine Lewis, 2000-01

Game

- 1 Jermaine Lewis (1/20/02 at Pit.) - D

KICKOFF RETURNS

Most Kickoff Returns

Career

- 11 Jermaine Lewis, 2000-01
- 2 Lamont Brightful, 2003
- Chester Taylor, 2003

Game

- 4 Jermaine Lewis (1/20/02 at Pit.) - D
- 2 5 times (last by Lamont Brightful and Chester Taylor (1/3/04 vs. Ten.) - WC

Most Yards Gained on Kickoff Returns

Career

- 293 Jermaine Lewis, 2000-01
- 45 Chester Taylor, 2003

Game

- 111 Jermaine Lewis (1/28/01 at NYG) - SB
- 45 Chester Taylor, (1/3/04 vs. Ten.) - WC

Longest Kickoff Return

- 84t Jermaine Lewis (1/28/01 at NYG) - SB
- 38 Jermaine Lewis (1/20/02 at Pit.) - D

Highest Average

Career

- 26.6 Jermaine Lewis, 2000-01
- 22.5 Chester Taylor, 2003

Game (min. 2 returns)

- 55.5 Jermaine Lewis (1/28/01 at NYG) - SB
- 24.5 Jermaine Lewis (1/7/01 at Ten.) - D

Most TDs

Career

- 1 Jermaine Lewis, 2000

Game

- 1 Jermaine Lewis (1/28/01 at NYG) - SB

FUMBLES

Most Fumbles

Career

- 3 Trent Dilfer, 2000
- 2 Jermaine Lewis, 2000-01

Game

- 1 8 times by 5 players, last by Lamont Brightful (1/3/04 vs. Ten.) - WC

Most Opponents Fumbles Recovered

Career

- 1 Ray Lewis, 2000-01, 2003
- Robert Bailey, 2000
- Peter Boulware, 2000-01
- Sam Adams, 2000-01

Game

- 1 Ray Lewis (1/14/01 at Oak.) - A
- Robert Bailey (1/28/01 at NYG) - SB
- Peter Boulware (1/13/02 at Mia.) - WC
- Sam Adams (1/13/02 at Mia.) - WC

Longest Fumble Return

Career

- 0

Game

- 0

Most TDs on Fumble Returns (Ravens Recovered Opponent Fumble)

Career

- 0

Game

- 0

BALTIMORE RAVENS POSTSEASON RECORDS

COMBINED NET YARDS GAINED

Most Attempts

Career

124 **Jamal Lewis**, 2000, 2003

Game

32 **Jamal Lewis** (1/14/01 at Oak.) - A
31 **Jamal Lewis** (12/31/00 vs. Den.) - WC

Most Yardage Gained

Career

534 Jermaine Lewis 2000-01
417 **Jamal Lewis**, 2000, 2003

Game

181 Jermaine Lewis (1/20/02 at Pit.) - D
152 Jermaine Lewis (1/28/01 at NYG) - SB
125 **Jamal Lewis** (12/31/00 vs. Den.) - WC

SACKS

Most Sacks

Career

6 Michael McCrary, 2000
3 Peter Boulware, 2000-01

Game

3 Michael McCrary (12/31/00 vs. Den.) - WC
2 Michael McCrary (1/28/01 at NYG) - SB
Jamie Sharper (1/14/01 at Oak.) - A

Most Sack Yardage

Career

44 Michael McCrary, 2000-01
28 Peter Boulware, 2000-01, 2003

Game

23 Michael McCrary (12/31/00 vs. Den.) - WC
15 Peter Boulware (12/31/00 vs. Den.) - WC

TACKLES

Most Tackles



Career

77 **Ray Lewis**, 2000-01, 2003
40 Jamie Sharper, 2000-01

Game

18 **Ray Lewis** (1/3/04 vs. Ten.) - WC
14 Jamie Sharper (1/20/02 at Pit.) - D
12 **Ray Lewis** (1/7/01 at Ten.) - D

Note: Tackles are not an official statistic recognized by the NFL. Ravens tackles are determined by coaches from game video.



LB Peter Boulware (left) and RB Jamal Lewis (right) -- two of the most prominent figures in Ravens history -- have each played a major role in Baltimore's postseason success since the team first made the playoffs in 2000.

BALTIMORE RAVENS TEAM POSTSEASON RECORDS

WINS/LOSSES

All-Time Postseason Record

5-2

All-Time Postseason Home Record

1-1

All-Time Postseason Road Record

4-1

Most Consecutive Games Won

5 2000-01

Most Consecutive Home Games Won

1 2000

Most Consecutive Games Lost

1 2001, 2003

Most Consecutive Home Games Lost

1 2003

Most Consecutive Road Games Lost

1 2001

SCORING

Most Points Scored

34 1/28/01 at NYG - SB
24 1/7/01 at Ten. - D
21 12/31/00 vs. Den. - WC

Most Points Allowed

27 1/20/02 at Pit. - D
20 1/3/04 vs. Ten. - WC
10 1/7/01 at Ten. - D

Most Points Scored, Both Teams

41 1/28/01 at NYG - SB (Bal. 34, NYG 7)
37 1/20/02 at Pit. - D (Pit. 27, Bal. 10)
1/3/04 vs. Ten. - WC (Ten. 20, Bal. 17)

Fewest Points Scored

10 1/20/02 at Pit. - D
16 1/14/01 at Oak. - A
17 1/3/04 vs. Ten. - WC

Fewest Points Allowed

3 12/31/00 vs. Den. - WC
1/14/01 at Oak. - A
1/13/02 at Mia. - WC
7 1/28/01 at NYG - SB

Fewest Points Scored, Both Teams

19 1/14/01 at Oak. - A (Bal. 16, Oak. 3)
23 1/13/02 at Mia. - WC (Bal. 20, Mia. 3)
24 12/31/00 vs. Den. - WC (Bal. 21, Den. 3)

Most Points Overcome to Win Game

7 1/7/01 at Ten. - D (trailed 0-7, won 24-10)
3 1/13/02 at Mia. - WC (trailed 0-3, won 20-3)

Largest Blown Lead to Lose Game

0

Most Points, Each Half

1st

14 12/31/00 vs. Den. - WC

2nd

24 1/28/01 at NYG - SB

Most Points Scored, Each Quarter

1st

7 1/28/01 at NYG - SB; (1/3/04 vs. Ten.) - WC

2nd

14 12/31/00 vs. Den. - WC

3rd

14 1/28/01 at NYG - SB

4th

14 1/7/01 at Ten. - D

OT

0

Most Points Allowed, Each Quarter

1st

10 1/20/02 at Pit. - D

2nd

10 1/20/02 at Pit. - D

3rd

7 1/28/01 at NYG - SB; (1/3/04 vs. Ten.) - WC

4th

7 1/20/02 at Pit. - D

OT

0

Most Consecutive Games Scoring

7 2000-01, 2003

Most TDs

4 1/28/01 at NYG - SB

Fewest TDs

1 1/14/01 at Oak. - A
1/20/02 at Pit. - D

Most TDs By Opponent

3 1/20/02 at Pit. -D
2 1/3/04 vs. Ten. - WC

Fewest TDs By Opponent

0 12/31/00 vs. Den. - WC
1/14/01 at Oak. - A
1/13/02 at Mia. - WC

Most Consecutive Games Scoring TDs

7 2000-01, 2003

Most (1-Point) PAT

4 1/28/01 at NYG - SB

Most (1-Point) PAT by Opponents

3 1/20/02 at Pit. - D
2 1/3/04 vs. Ten. - WC
1 1/28/01 at NYG - SB

Most (2-Point) PAT

0

Most (2-Point) PAT by Opponent

0

Most Field Goals Attempted

4 1/14/01 at Oak. - A

Most Field Goals Made

3 1/14/01 at Oak. - A

Most Field Goals Attempted by Opponent

4 1/7/01 at Ten. - D

Most Field Goals Made by Opponent

2 1/20/02 at Pit. - D
1/3/04 vs. Ten. - WC

Most Consecutive Games Scoring Field Goals

6 2000-01, 2003 (Streak started 1/7/01 at Ten.) - D

Most Consecutive Games Scoring Field Goals by Opponent

3 2000
2001-03

Most Safeties

0

Most Safeties by Opponent

0

BALTIMORE RAVENS TEAM POSTSEASON RECORDS

FIRST DOWNS

Most First Downs

20 1/13/02 at Mia. - WC
 13 1/28/01 at NYG - SB
 12/31/00 vs. Den. - WC

Fewest First Downs

6 1/7/01 at Ten. - D
 7 1/20/02 at Pit. - D

Most First Downs by Opponent

23 1/7/01 at Ten. - D
 21 1/20/02 at Pit. - D

Fewest First Downs by Opponent

9 1/13/02 at Mia. - WC
 12/31/00 vs. Den. - WC
 6 1/28/01 at NYG - SB

Most First Downs Rushing

12 1/13/02 at Mia. - WC

Fewest First Downs Rushing

0 1/20/02 at Pit. - D
 1 1/3/04 vs. Ten. - WC

Most First Downs Rushing by Opponent

11 1/20/02 at Pit. - D
 1/7/01 at Ten. - D

Fewest First Downs Rushing by Opponent

1 1/13/02 at Mia. - WC
 12/31/00 vs. Den. - WC

Most First Downs Passing

11 1/3/04 vs. Ten. - WC
 7 1/13/02 at Mia. - WC
 12/31/00 vs. Den. - WC

Fewest First Downs Passing

4 1/7/01 at Ten. - D
 5 1/14/01 at Oak. - A

Most First Downs Passing by Opponent

11 1/3/04 vs. Ten. - WC
 10 1/7/01 at Ten. - D

Fewest First Downs Passing by Opponent

6 1/3/04 vs. Ten. - WC
 1/13/02 at Mia. - WC
 1/28/01 at NYG - SB

Most First Downs by Penalty

2 1/7/01 at Ten. - D
 1 5 times, last 1/20/02 at Pit. - D

Fewest First Downs by Penalty

0 1/7/01 at Ten. - D
 1/3/04 vs. Ten. - WC

Most First Downs by Penalty by Opponent

6 1/3/04 vs. Ten. - WC
 3 1/28/01 at NYG - SB

Fewest First Downs by Penalty by Opponent

0 3 times, last 1/3/04 vs. Ten. - WC

NET YARDS

Most Total Net Yards (Rushing and Passing)

347 (1/13/02 at Mia.) - WC
 282 (1/14/01 at Oak.) - A

Fewest Total Net Yards (Rushing and Passing)

134 (1/7/01 at Ten.) - D
 150 (1/20/02 at Pit.) - D

Most Total Net Yards by Opponent (Rushing and Passing)


324 (1/3/04 vs. Ten.) - WC
 317 (1/7/01 at Ten.) - D

Fewest Total Net Yards by Opponent (Rushing and Passing)

151 (1/13/02 at Mia.) - WC
 152 (1/28/01 at NYG) - SB

Most Consecutive Games, 300 or More Yards Gained

None



During the Ravens' 2000 playoff charge, rookie RB Jamal Lewis pounded opponents for 338 yards rushing (84.5 ypg) and 4 TDs. In Super Bowl XXXV (above), Lewis gained 102 yards and 1 TD on 27 carries to lead the team to its 1st World Championship.

RECORDS

BALTIMORE RAVENS TEAM POSTSEASON RECORDS

RUSHING

Most Rushing Attempts

50 1/13/02 at Mia. - WC
46 1/14/01 at Oak. - A

Fewest Rushing Attempts

11 1/20/02 at Pit. - D
16 1/3/04 vs. Ten. - WC

Most Rushing Attempts by Opponent

49 1/20/02 at Pit. - D
40 1/3/04 vs. Ten. - WC

Fewest Rushing Attempts by Opponent

15 1/13/02 at Mia. - WC
16 1/28/01 at NYG - SB

Most Yards Gained Rushing

226 1/13/02 at Mia. - WC
122 12/31/00 vs. Den. - WC

Fewest Yards Gained Rushing

22 1/20/02 at Pit. - D
49 1/7/01 at Ten. - D

Most Yards Gained Rushing by Opponent

165 1/3/04 vs. Ten. - WC
154 1/20/02 at Pit. - D

Fewest Yards Gained Rushing by Opponent

24 1/14/01 at Oak. - A
42 12/31/00 vs. Den. - WC

Highest Average Gain, Rushing

4.5 1/13/02 at Mia. - WC - 50 for 226 yards
3.4 1/28/01 at NYG - SB - 33 for 111 yards

Lowest Average Gain, Rushing

2.0 1/20/02 at Pit. - D - 11 for 22 yards
2.1 1/7/01 at Ten. - D - 23 for 49 yards

Highest Average Gain, Rushing by Opponent

4.1 1/3/04 vs. Ten. - WC - 40 for 165 yards
1/28/01 at NYG - SB - 16 for 66 yards

Lowest Average Gain, Rushing by Opponent

1.4 1/14/01 at Oak. - A - 17 for 24 yards
2.3 12/31/00 vs. Den. - WC - 18 for 42 yards

Most TDs Rushing

2 12/31/00 vs. Den. - WC
1 1/13/02 at Mia. - D
1/28/01 at NYG - SB
1/7/01 at Ten. - D

Fewest TDs Rushing

0 1/3/04 vs. Ten. - WC
1/14/01 at Oak. - A

Most TDs Rushing by Opponent

2 1/20/02 at Pit. - D
1 1/3/04 vs. Ten. - WC
1/7/01 at Ten. - D

Fewest TDs Rushing by Opponent

0 1/13/02 at Mia. - WC
1/28/01 at NYG - SB
1/14/01 at Oak. - A
12/31/00 vs. Den. - WC

PASSING

Most Passing Attempts

37 1/3/04 vs. Ten. - WC
1/20/02 at Pit. - D
28 1/13/02 at Mia. - WC

Fewest Passing Attempts

15 12/31/00 vs. Den. - WC
17 1/7/01 at Ten. - D

Most Passing Attempts by Opponent

47 1/7/01 at Ten. - D
39 1/28/01 at NYG - SB

Fewest Passing Attempts by Opponent

22 1/20/02 at Pit. - D
23 1/3/04 vs. Ten. - WC

Most Pass Completions

20 1/3/04 vs. Ten. - WC
18 1/20/02 at Pit. - D

Fewest Pass Completions

5 1/7/01 at Ten. - D
9 1/14/01 at Oak. - A
12/31/00 vs. Den. - WC

Most Pass Completions by Opponent

25 1/7/01 at Ten. - D
19 1/14/01 at Oak. - A

Fewest Pass Completions by Opponent

12 1/20/02 at Pit. - D
14 1/3/04 vs. Ten. - WC

Most Yards Gained, Passing

214 1/3/04 vs. Ten. - WC
190 1/14/01 at Oak. - A

Fewest Yards Gained, Passing

117 1/7/01 at Ten. - D
130 12/31/00 vs. Den. - WC

Most Yards Gained, Passing by Opponent

195 1/7/01 at Ten. - D
187 1/14/01 at Oak. - A

Fewest Yards Gained, Passing by Opponent

112 1/28/01 at NYG - SB
122 1/13/02 at Mia. - WC

Most Times Sacked

3 1/20/02 at Pit. - D
1/28/01 at NYG - SB
1/7/01 at Ten. - D

Fewest Times Sacked

1 1/13/02 at Mia. - WC

Most Times Opponents Sacked

5 12/31/00 vs. Den. - WC
4 1/28/01 at NYG - SB
1/14/01 at Oak. - A

Fewest Times Opponents Sacked

0 1/3/04 vs. Ten. - WC

Highest Completion Percentage

66.7 1/13/02 vs. Mia. - WC - 12 of 18
60.0 12/31/00 vs. Den. - WC - 9 of 15

Highest Completion Percentage by Opponent

60.9 1/3/04 vs. Ten. - WC - 14 of 23
54.5 1/20/02 at Pit. - D - 12 of 22

Most TDs Passing

1 5 times, last 1/3/04 vs. Ten. - WC

Most TDs Passing by Opponent

1 1/20/02 at Pit. - D
1/3/04 vs. Ten. - WC

Most Passes Had Intercepted

3 1/20/02 at Pit. - D
2 1/3/04 vs. Ten. - WC

BALTIMORE RAVENS TEAM POSTSEASON RECORDS

PUNTING

Most Punts

10 1/28/01 at NYG - SB
12/31/00 vs. Den. - WC

Fewest Punts

4 1/13/02 at Mia. - WC
7 1/14/01 at Oak. - A

Most Punts by Opponent

11 1/28/01 at NYG - SB
9 12/31/00 vs. Den. - WC

Fewest Punts by Opponent

5 1/7/01 at Ten. - D
1/13/02 at Mia. - WC

Highest Punting Average

48.8 1/3/04 vs. Ten. - WC
45.5 1/13/02 at Mia. - WC

Lowest Punting Average

27.6 1/7/01 at Ten. - D
37.4 1/20/02 at Pit. - D

Highest Punting Average by Opponent

47.4 1/13/02 at Mia. - WC
45.0 1/14/01 at Oak. - A

Lowest Punting Average by Opponent

37.8 1/7/01 at Ten. - D
38.4 1/28/01 at NYG - SB
12/31/00 vs. Den. - WC

PUNT RETURNS

Most Punt Returns

4 12/31/00 vs. Den. - WC
3 1/13/02 at Pit. - D
1/28/01 at NYG - SB
1/14/01 at Oak. - A

Fewest Punt Returns

1 1/7/01 at Ten. - D
2 1/3/04 vs. Ten. - WC
1/13/02 at Mia. - WC

Most Punt Returns by Opponent

6 1/3/04 vs. Ten. - WC
5 1/20/02 at Pit. - D
1/28/01 vs. NYG - SB

Fewest Punt Returns by Opponent

2 1/13/02 at Mia. - WC
1/14/01 at Oak. - A
1/7/01 at Ten. - D

Most Fair Catches

4 1/28/01 at NYG - SB
3 1/7/01 at Ten. - D

Most Fair Catches by Opponent

3 1/28/01 at NYG - SB
1 3 times, last 1/3/04 vs. Ten. - WC

Most Yards, Punt Returns

99 1/20/02 at Pit. - D

58 1/14/01 at Oak. - A

Most Yards, Punt Returns by Opponent

70 1/3/04 vs. Ten. - WC
67 1/20/02 at Pit. - D

Highest Average, Punt Returns

33.0 1/20/02 at Pit. - D
19.3 1/14/01 at Oak. - A

Lowest Average, Punt Returns

1.0 1/3/04 vs. Ten. - WC
1.5 1/13/02 at Mia. - D

Highest Average, Punt Returns by Opponent

13.4 1/20/02 at Pit. - D
11.7 1/3/04 vs. Ten. - WC

Lowest Average, Punt Returns by Opponent

2.5 1/7/01 at Ten. - D
3.3 12/31/00 vs. Den. - WC

Most TDs on Punt Returns

1 1/20/02 at Pit. - D

Most TDs on Punt Returns by Opponent

0

Most TDs on Punt Returns, Both Teams

1 1/20/02 at Pit. - D - Bal. (1), Pit. (0)

KICKOFF RETURNS

Most Kickoff Returns

6 1/20/02 at Pit. - D
4 1/3/04 vs. Ten. - WC

Fewest Kickoff Returns

2 1/13/02 at Mia. - WC
1/28/01 at NYG - SB
1/14/01 at Oak. - A
12/31/00 vs. Den. - WC

Most Kickoff Returns by Opponent

7 1/28/01 at NYG - SB
5 1/13/02 at Mia. - D

Fewest Kickoff Returns by Opponent

3 1/20/02 at Pit. - D
12/31/00 vs. Den. - WC

Most Yards, Kickoff Returns

115 1/20/02 at Pit. - D
111 1/28/01 at NYG - SB

Fewest Yards, Kickoff Returns

22 1/13/02 at Mia. - WC
23 12/31/00 vs. Den. - WC

Most Yards, Kickoff Returns by Opponent

171 1/28/01 at NYG - SB
72 1/20/02 at Pit. - D
1/14/01 at Oak. - A

Fewest Yards, Kickoff Returns by Opponent

43 12/31/00 vs. Den. - WC
55 1/7/01 at Ten. - D

Most Yards, Kickoff Returns, Both Teams

282 1/28/01 - SB (Bal. 111, NYG 171)
187 1/20/02 - D (Bal. 115, Pit. 72)

Highest Average, Kickoff Returns

55.5 1/28/01 at NYG - SB
23.0 1/7/01 at Ten. - D

Lowest Average, Kickoff Returns

11.0 1/13/02 at Mia. - WC
11.5 12/31/00 vs. Den. - WC

Highest Average, Kickoff Returns by Opponent

24.4 1/28/01 at NYG - SB
24.0 1/20/02 at Pit. - D

Lowest Average, Kickoff Returns by Opponent

13.8 1/7/01 at Ten. - D
14.3 12/31/00 vs. Den. - WC

Most TDs on Kickoff Returns

1 1/28/01 at NYG - SB

Most TDs on Kickoff Returns by Opponent

1 1/28/01 at NYG - SB

Most TDs on Kickoff Returns, Both Teams

*2 1/28/01 at NYG - SB - Bal. (1), NYG (1)

*NFL Record

BALTIMORE RAVENS TEAM POSTSEASON RECORDS

FUMBLES

Most Fumbles

- 2 1/28/01 at NYG - SB
- 1/14/01 at Oak. - A

Fewest Fumbles

- 0 1/7/01 at Ten. - D

Most Fumbles by Opponent

- 3 1/20/02 at Pit. - D
- 1/13/02 at Mia. - WC

Fewest Fumbles by Opponent

- 0 1/3/04 vs. Ten. - WC
- 1/7/01 at Ten. - D
- 12/31/00 vs. Den. - WC

Most Fumbles Lost

- 1 1/20/02 at Pit. - D
- 1/13/02 at Mia. - WC
- 1/14/01 at Oak. - A

Fewest Fumbles Lost

- 0 4 times, last 1/3/04 vs. Ten. - WC

Most Fumbles Lost by Opponent

- 2 1/13/02 at Mia. - WC

Fewest Fumbles Lost by Opponent

- 0 4 times, last 1/3/04 vs. Ten. - WC

Most Fumbles Recovered, Own and Opponents

- 3 1/28/01 at NYG - SB

Fewest Fumbles Recovered, Own and Opponents

- 0 1/7/01 at Ten. - D
- 1/3/04 vs. Ten. - WC

Most Fumbles Recovered, Own

- 2 1/28/01 at NYG - SB

Most Fumbles Recovered, Opponents

- 2 1/13/02 at Mia. - WC

Most TDs, Fumbles Recovered, Own and Opponents

- 0

Most TDs, Own Fumbles Recovered

- 0

Most TDs, Opponents Fumbles Recovered

- 0

TURNOVERS

Most Turnovers

- 4 1/20/02 at Pit. - D
- 2 1/14/01 at Oak. - A

Fewest Turnovers

- 0 1/7/01 at Ten. - D
- 12/31/00 vs. Den. - WC
- 1 1/28/01 at NYG - SB

Most Turnovers by Opponent

- 5 1/28/01 at NYG - SB
- 1/14/01 at Oak. - A

Fewest Turnovers by Opponent

- 1 1/20/02 at Pit. - D
- 1/7/01 at Ten. - D
- 12/31/00 vs. Den. - WC

Most Turnovers, Both Teams

- 7 1/14/01 at Oak. - A
- Bal. (2), Oak. (5)
- 5 1/28/01 at NYG - SB
- Bal. (0), NYG (5)

Most TDs by Ravens off Turnovers

- 1 1/3/04 vs. Ten. - WC
- 1/28/01 at NYG - SB
- 1/7/01 at Ten. - D

Most TDs by Opponent off Turnovers

- 0



In Baltimore's AFC Divisional Playoff game at Tennessee (1/7/01), Keith Washington (93) blocked 2 FGAs to help spur a 24-10 Ravens' victory.

BALTIMORE RAVENS TEAM POSTSEASON RECORDS

PENALTIES

Fewest Penalties

- 4 12/31/00 vs. Den. - WC
- 5 1/13/02 at Mia. - WC

Most Penalties

- 10 1/14/01 at Oak. - A
- 9 1/20/02 at Pit. - D
- 1/28/01 at NYG - SB

Fewest Penalties by Opponent

- 5 1/20/02 at Pit. - D
- 1/14/01 at Oak. - A

Most Penalties by Opponent

- 6 5 times, last 1/3/04 vs. Ten. - WC

Fewest Penalties, Both Teams

- 10 12/31/00, Bal. (4) vs. Den. (6) - WC
- 11 1/13/02, Bal. (5) at Mia. (6) - WC

Most Penalties, Both Teams

- 15 1/28/01, Bal. (9) at NYG (6) - SB
- 1/14/01, Bal. (10) at Oak. (5) - A
- 14 1/20/02, Bal. (9) at Pit. (5) - D

Fewest Yards Penalized

- 30 12/31/00 vs. Den. - WC
- 35 1/13/02 at Mia. - WC

Most Yards Penalized

- 95 1/14/01 at Oak. - A
- 70 1/3/04 vs. Ten. - WC
- 1/28/01 at NYG - SB

Fewest Yards Opponent Penalized

- 27 1/28/01 at NYG - SB
- 33 12/31/00 vs. Den. - WC

Most Yards Opponent Penalized

- 55 1/3/04 vs. Ten. - WC
- 1/7/01 at Ten. - D

Fewest Yards Penalized, Both Teams

- 63 12/31/00, Bal. (30) vs. Den. (33) - WC
- 71 1/13/02, Bal. (35) at Mia. (36) - WC

Most Yards Penalized, Both Teams

- 131 1/14/01, Bal. (95) at Oak. (36) - A
- 125 1/3/04, Bal. (70) vs. Ten. (55) - WC

INTERCEPTIONS

Most Interceptions

- 4 1/28/01 at NYG - SB
- 1/14/01 at Oak. - A
- 3 1/3/04 vs. Ten. - WC

Fewest Interceptions

- 1 1/20/02 at Pit. - D
- 1/13/02 at Mia. - WC
- 1/7/01 at Ten. - D
- 12/31/00 vs. Den. - WC

Most Interceptions By Opponent

- 3 1/20/02 at Pit. - D
- 2 1/3/04 vs. Ten. - WC

Fewest Interceptions By Opponent

- 0 1/13/02 at Mia. - WC
- 1/28/01 at NYG - SB
- 1/7/01 at Ten. - D
- 12/31/00 vs. Den. - WC

Most Consecutive Games With Interceptions

- 7 12/31/00 vs. Den. - WC
- through 1/3/04 vs. Ten. - WC

Most Consecutive Games With Interceptions By Opponent

- 2 1/20/02 at Pit. - D
- through 1/3/04 vs. Ten. - WC

Most Interception Yards

- 79 1/3/04 vs. Ten. - WC
- 59 1/28/01 at NYG - SB
- 1/14/01 at Oak. - A

Fewest Interception Return Yards

- 4 12/31/00 vs. Den. - WC
- 18 1/20/02 at Pit. - D

Most Interception Yards By Opponent

- 51 1/20/02 at Pit. - D
- 2 1/14/01 at Oak. - A

Most TDs on Interceptions

- 1 1/3/04 vs. Ten. - WC
- 1/28/01 at NYG - SB
- 1/7/01 at Ten. - D

Most TDs on Interceptions By Opponent

- 0

Most TDs on Interceptions, Both Teams

- 1 1/7/01, Bal. (1) at Ten. (0) - D
- 1/28/01, Bal. (1) at NYG (0) - SB
- 1/3/04, Bal. (1) vs. Ten. (0) - WC



Baltimore's Duane Starks picked off a Kerry Collins pass in the 3rd quarter of Super Bowl XXXV and returned it for a 49-yard TD. Starks' score gave the Ravens a 17-0 lead.

OPPONENTS BEST GAMES

SCORING

Most Points

- 18 Deuce McAllister 12/8/02 vs. NO (3 rush)
- Jimmy Smith 9/10/00 vs. Jax. (3 receiving)
- Mike Hollis 9/10/00 vs. Jax. (5 FGs, 3 PATs)
- Karim Abdul-Jabbar 10/19/97 vs. Mia. (3 TDs rush)
- Tony Martin 9/28/97 at SD (3 TDs receiving)
- Ed McCaffrey 10/20/96 at Den. (3 TDs receiving)

Most TDs

- 3 Deuce McAllister 12/8/02 vs. NO (3 rushing)
- Jimmy Smith 9/10/00 vs. Jax. (3 receiving)
- Karim Abdul-Jabbar 10/19/97 vs. Mia. (3 rushing)
- Tony Martin 9/28/97 at SD (3 receiving)
- Ed McCaffrey 10/20/96 at Den. (3 receiving)

Most PATs Attempted

- 6 Mike Hollis 11/1/98 vs. Jax.
- Norm Johnson 10/5/97 vs. Pit.
- Jason Elam 10/20/96 at Den.

Most PATs Made

- 6 Mike Hollis 11/1/98 vs. Jax.
- Norm Johnson 10/5/97 vs. Pit.
- Jason Elam 10/20/96 at Den.

Most FGs Attempted

- 6 Gary Anderson 12/13/98 vs. Min.
- 5 Kris Brown 12/4/05 vs. Hou.
- Mike Vanderjagt 10/13/02 at Ind.
- Mike Hollis 11/30/97 at Jax.
- Jon Hall 11/2/97 at NYJ

Most FGs Made

- 6 Gary Anderson 12/13/98 vs. Min.
- 5 Kris Brown 12/4/05 vs. Hou.
- Mike Vanderjagt 10/13/02 at Ind.
- Mike Hollis 11/30/97 at Jax.

Longest FG Attempted

- 60 John Hall 9/13/98 at NYJ
- 57 Mike Vanderjagt 10/13/02 at Ind.
- 53 Mike Vanderjagt 11/29/98 vs. Ind.
- 52 Olindo Mare 11/16/03 at Mia.
- Mike Vanderjagt 11/29/98 vs. Ind.
- Norm Johnson 11/9/97 at Pit.

Longest FG Made

- 53 Mike Vanderjagt 11/29/98 vs. Ind.
- 52 Olindo Mare 11/16/03 at Mia.
- Norm Johnson 11/9/97 at Pit.
- 51 Adam Vinatieri 12/00 at NE
- Jeff Wilkins 9/12/99 at STL

RUSHING

Most Rushing Attempts

- 36 Ricky Williams 11/16/03 at Mia.
- 33 Priest Holmes 10/4/04 vs. KC
- 32 Deuce McAllister 12/8/02 vs. NO
- 31 Lawrence Phillips 10/27/96 vs. STL - OT
- 30 Corey Dillon 11/28/04 at NE
- Julius Jones 11/21/04 vs. Dal.
- Eddie George 10/11/98 vs. Ten.

Most Yards Rushing

- 194 Terrell Davis 10/20/96 at Den.
- 192 Marshall Faulk 11/29/98 vs. Ind.
- 163 James Allen 12/20/98 at Chi.
- 155 Domanick Davis 12/4/05 vs. Hou.
- 151 Fred Taylor 10/20/02 vs. Jax.
- 139 Thomas Jones 10/23/05 at Chi.

Highest Rushing Average (min. 7 carries)

- 11.3 Marshall Faulk 11/29/98 vs. Ind.

Longest Rush From Scrimmage

- 77c Shawn Bryson 10/9/05 at Det.
- 74t Kordell Stewart 10/5/97 vs. Pit.
- 71t Terrell Davis 10/20/96 at Den.
- 68t Marshall Faulk 11/29/98 vs. Ind.
- 57 James Allen 12/20/98 at Chi.

Most Rushing TDs

- 3 Deuce McAllister 12/8/02 vs. NO
- Karim Abdul-Jabbar 10/19/97 vs. Mia.

PASSING

Most Passing Attempts

- 69 Vinny Testaverde 12/24/00 vs. NYJ
- 55 Randall Cunningham 12/13/98 vs. Min.
- 53 Brian Griese 9/30/02 vs. Den.
- 52 Carson Palmer 9/26/04 at Cin.
- 50 Mark Brunell 9/10/00 vs. Jax.

Most Pass Completions

- 36 Vinny Testaverde 12/24/00 vs. NYJ
- 35 Brian Griese 9/30/02 vs. Den.
- 32 Randall Cunningham 12/13/98 vs. Min.
- 28 6 times, last by Drew Brees 9/21/03 at SD

Most Yards Passing

- 481 Vinny Testaverde 12/24/00 vs. NYJ
- 386 Mark Brunell 9/10/00 vs. Jax.
- 382 Carson Palmer 12/5/04 vs. Cin.
- 376 Mark Brunell 9/20/98 at Jax.
- 358 Stan Humphries 9/28/97 at SD
- 357 Peyton Manning 11/29/98 vs. Ind.

Highest Completion Percentage

- 83.9 Elvis Grbac 11/17/96 at SF (26-31)
- 83.3 Rob Johnson 8/31/97 vs. Jax. (20-24)
- 80.5 Carson Palmer 12/5/04 vs. Cin. (29-36)

Longest Completion

- 90t Kordell Stewart to Bobby Shaw, 12/16/01 vs. Pit.
- 82t Jon Kitna to Chad Johnson, 10/19/03 at Cin.
- 78t Mark Brunell to Fred Taylor, 9/20/98 at Jax.
- 77t Boomer Esiason to Darnay Scott, 12/1/97 at Cin.
- 76t Sage Rosenfels to Chris Chambers, 1/2/05 vs. Mia.
- 72t Mark Brunell to Jimmy Smith 9/20/98 at Jax.
- Stan Humphries to Tony Martin, 9/28/97 at SD

Most TD Passes

- 5 Matt Hasselbeck 11/23/03 vs. Sea.
- 4 Carson Palmer 12/5/04 vs. Cin.
- Drew Bledsoe 10/6/96 vs. NE

Most Interceptions Thrown

- 4 Jeff Garcia 11/30/03 vs. SF
- 3 16 times by 14 different players (last by Tommy Maddox 12/28/03 vs. Pit.)

OPPONENTS BEST GAMES

RECEIVING

Most Receptions

- 15 Jimmy Smith 9/10/00 vs. Jax.
- 12 Marvin Harrison 10/13/02 at Ind.
Derrick Mason 11/12/01 at Ten.
- 11 Peter Warrick 12/7/03 vs. Cin.
Richie Anderson 12/24/00 vs. NYJ
Cris Carter 12/13/98 vs. Min.
Isaac Bruce 10/27/96 vs. STL - OT

Highest Average Gain Per Reception (min. 3)

- 38.8 Tony Martin 9/28/97 at SD (4-155)
- 36.5 Chris Chambers 1/2/05 vs. Mia. (4-146)
- 26.0 Chad Johnson 10/19/03 at Cin. (5-130)
- 24.7 Jimmy Smith 11/10/96 vs. Jax. (3-74)

Longest Receptions

(see passing - longest completion, previous page)

Most Receiving Yards

- 291 Jimmy Smith 9/10/00 vs. Jax.
- 229 Isaac Bruce 10/27/96 vs. STL - OT
- 171 T.J. Houshmandzadeh 12/5/04 vs. Cin.
- 165 Dennis Northcutt 10/6/02 at Cle.
- 164 Plaxico Burress 12/16/01 vs. Pit.
- 162 Yancey Thigpen 10/5/97 vs. Pit.

Most Touchdown Receptions

- 3 Jimmy Smith 9/10/00 vs. Jax.
- Tony Martin 9/28/97 at SD
- Ed McCaffrey 10/20/96 at Den.

INTERCEPTIONS

Most Interceptions

- 3 Anthony Henry 11/18/01 vs. Cle.

Most Interception Return Yardage

- 97 Derrick Brooks 9/15/02 vs. TB (1 TD ret.)
- 87 Perry Phenix 11/12/00 at Ten. (1 TD ret.)
- 68 Jeff Herrod 10/13/96 at Ind. (1 ret.)
- 66 Takeo Spikes 9/23/01 at Cin. (1 ret.)

Highest Average on Int. Return Yardage (min. 2)

- 29.5 James Hasty 10/21/99 vs. KC (2-59)
- Jerametrius Butler 11/9/03 at STL (2-59)

Longest Interception Return

- 97t Derrick Brooks 9/15/02 vs. TB
- 87t Perry Phenix 11/12/00 at Ten.
- 71 Cato June 12/19/04 at Ind.
- 68t Jeff Herrod 10/23/01 at Ind.
- 66t Takeo Spikes 9/23/01 at Cin.

Touchdowns

- 1 15 times, last by Mike Peterson 11/13/05 at Jax.

SACKS

Most Sacks

- 3 9 times, last by S. Orr 12/4/05 vs. Hou.

Most Sack Yardage

- 25 Kenard Lang 9/12/04 at Cle. (3 sacks)
- Kevin Carter 10/27/96 vs. STL - OT (2 sacks)

PUNTING

Most Punts

- 11 Tommy Barnhardt 12/19/99 vs. NO
- 10 Craig Henrich 10/7/01 vs. Ten.
Chris Gardocki 11/26/00 vs. Cle.
Chris Gardocki 9/26/99 vs. Cle.
Darren Bennett 11/15/98 at SD

Most Punting Yardage

- 491 Chris Gardocki 11/26/00 vs. Cle. (10 punts)
- 447 Chris Gardocki 9/26/99 vs. Cle. (10 punts)

Highest Punting Average (3 punts)

- 52.8 Lee Johnson 9/7/97 vs. Cin. (4 punts)

Longest Punt

- 69 Hunter Smith 10/13/02 at Ind.
Craig Henrich 12/6/98 at Ten.
- 68 Jason Baker 9/28/03 vs. KC

Most Punts Inside 20

- 8 Bryan Barker 11/14/99 at Jax.

PUNT RETURNS

Most Punt Returns

- 7 Alvin Pearman 11/13/05 at Jax.
- 6 8 times, last by Dennis Northcutt 1/1/06 at Cle.

Most Punt Return Yardage

- 117 Leon Johnson 11/2/97 at NYJ - OT

Highest Punt Return Average (3 returns)

- 25.0 Roell Preston 10/25/98 at GB (4 returns)

Longest Punt Return

- 86t Craig Yeast 11/21/99 at Cin.
- 71t Roell Preston 10/25/98 at GB

TDs

- 1 Dennis Northcutt 1/1/06 at Cle. (62 yards)
- Karl Williams 9/15/02 vs. TB (56 yards)
- Craig Yeast 11/21/99 at Cin. (86 yards)
- Roell Preston 10/25/98 at GB (71 yards)

KICKOFF RETURNS

Most Kickoff Returns

- 8 Terrence Wilkins 12/2/01 vs. Ind.

Most Kickoff Return Yardage

- 228 Brandon Bennett 11/10/02 vs. Cin. (6 ret.)
- 210 Wes Welker 1/2/05 vs. Mia. (7 ret.)
- 189 Tremain Mack 9/27/98 vs. Cin. (6 ret.)
- 173 Terrence Wilkins 12/2/01 vs. Ind. (8 ret.)

Highest Kickoff Return Average (3 returns)

- 43.0 Will Blackwell 10/5/97 vs. Pit. (3-129)

Longest Kickoff Return

- 97t Dante Hall 9/28/03 vs. KC
- Tremain Mack 9/27/98 vs. Cin.
- Will Blackwell 10/5/97 vs. Pit.
- 95t Wes Welker 1/2/05 vs. Mia.
- 94t Brandon Bennett 11/10/02 vs. Cin.

TDs

- 1 Wes Welker 1/2/05 vs. Mia. (95 yards)
- Dante Hall 9/28/03 vs. KC (97 yards)
- Brandon Bennett 11/10/02 vs. Cin. (94 yards)
- David Palmer 12/13/98 vs. Min. (89 yards)
- Tremain Mack 9/27/98 vs. Cin. (97 yards)
- Will Blackwell 10/5/97 vs. Pit. (97 yards)

BALTIMORE PRO FOOTBALL RECORDS

Note: The following records reflect the performances of players on 2 professional football teams in Baltimore's past, plus the current NFL Ravens: The Baltimore Colts of the NFL, a team that played in Memorial Stadium from 1953-83; and the initial Colts franchise, which played in the All-American Football Conference from 1947-49, and then in the NFL in 1950. That franchise existed in 1950, but disbanded following that season. This set of statistics is not officially recognized by the NFL, but is meant to honor the players and teams that represented the citizens of Baltimore for so many years; plus, give a historical perspective to Baltimore pro football history.

SCORING

1949-60 - 12 GAMES

Most Points Scored

Career

1,114	Matt Stover (1996-2005)
678	Lenny Moore (1956-67)
586	Lou Michaels (1965-69)

Season

135	Matt Stover (2000)
134	Matt Stover (2003)
120	Lenny Moore (1964)
117	Matt Stover (2004)
116	Matt Stover (1999)
115	Matt Stover (2001)
113	Matt Stover (2005)
112	Raul Allegre (1983)
110	Matt Stover (1997)
109	Toni Linhart (1976)
106	Lou Michaels (1967)

Game

24	Lenny Moore (vs. Chi., 10/4/58)
	Lenny Moore (vs. LA Rams, 10/16/60)
	Lenny Moore (vs. Min., 10/1/61)
	Lydell Mitchell (vs. Buf., 10/12/75)
	Marcus Robinson (vs. Sea., 11/23/03)

Most TDs

Career

113	Lenny Moore (1956-67 - includes 1 FR)
68	Raymond Berry (1956-67)
57	Tom Matte (1961-72)

Season

20	Lenny Moore (1964)
15	Lenny Moore (1961)
15	Lydell Mitchell (1975)
14	Lenny Moore (1958)
	Raymond Berry (1959)
	Michael Jackson (1996)
	Jamal Lewis (2003)

Game

4	Lenny Moore (10/4/58 vs. Chi.)
---	--------------------------------

1947-48; 1961-77 - 14 GAMES

1978-83; 1996-2005 - 16 GAMES

	Lenny Moore (10/16/60 vs. LA)
	Lenny Moore (10/1/61 vs. Min.)
	Lydell Mitchell (10/12/75 vs. Buf.)
	Marcus Robinson (11/23/03 vs. Sea.)

Most Field Goals

Career

272	Matt Stover (1996-2005)
107	Lou Michaels (1964-69)
72	Toni Linhart (1974-79)

Season

35	Matt Stover (2000)
33	Matt Stover (2003)
30	Raul Allegre (1983)
	Matt Stover (2005, 2001)
29	Matt Stover (2004)
28	Matt Stover (1998)

Game

5	Lou Michaels (9/25/66 vs. SF)
	Raul Allegre (10/30/83 at Phi.)
	Matt Stover (9/21/97 at Ten.)
	Matt Stover (12/26/99 vs. Cin.)
	Matt Stover (10/8/00 vs. Jax.)

Most Consecutive Field Goals Made

22	Matt Stover (8th in 1999 through 3rd in 2000)
20	Matt Stover (7th through 16th in 2005)
18	Matt Stover (1st in 2001 through 11th in 2001)
	Matt Stover (6th in 2004 through 14th in 2004)

Highest Career Field Goal Percentage

	(Min. 30 attempts)
85.7	Raul Allegre (1983, 30/35)
84.2	Matt Stover (1996-2005, 272/323)
60.5	Toni Linhart (1974-79, 72/119)

Longest Field Goal Made

58	Dan Miller (12/26/82 at SD)
56	Bert Rechichar (9/27/53 vs. Mia.)
	Wade Richey (9/14/03 vs. Cle.)

RUSHING

1949-60 - 12 GAMES

1947-48; 1961-77 - 14 GAMES

1978-83; 1996-2005 - 16 GAMES

Most Rushing Attempts

Career

1,508	Jamal Lewis (2000, 2002-05)
1,391	Lydell Mitchell (1972-77)
1,200	Tom Matte (1961-72)
1,069	Lenny Moore (1956-67)

Season

387	Jamal Lewis (2003)
309	Jamal Lewis (2000)
308	Jamal Lewis (2002)
301	Lydell Mitchell (1977)
289	Lydell Mitchell (1976, 1975)

Game

40	Lydell Mitchell (10/20/74 at NYJ, 156 yds.)
36	Bam Morris (10/26/97 at Was., 176 yds.)
	Priest Holmes (11/22/98 at Cin., 227 yds.)
35	Lydell Mitchell (12/9/73 vs. Mia., 104 yds.)
	Jay Graham (11/16/97 vs. Phi. - OT, 154 yds.)

Most Rushing Yardage

Career

6,669	Jamal Lewis (2000, 2002-05)
5,487	Lydell Mitchell (1972-77)
5,174	Lenny Moore (1956-67)
4,646	Tom Matte (1961-72)

BALTIMORE PRO FOOTBALL RECORDS

Season

2,066	Jamal Lewis (2003)
1,364	Jamal Lewis (2000)
1,327	Jamal Lewis (2002)
1,200	Lydell Mitchell (1976)
1,193	Lydell Mitchell (1975)

Game

*295	Jamal Lewis (9/14/03 vs. Cle.)
227	Priest Holmes (11/22/98 at Cin.)
205	Jamal Lewis (12/21/03 at Cle.)
198	Norm Bulaich (9/19/71 vs. NYJ)
194	Alan Ameche (9/25/55 vs. Chi.)

Most Touchdowns Rushing

Career

63	Lenny Moore (1956-67)
45	Tom Matte (1961-72)
40	Alan Ameche (1955-60)

Season

16	Lenny Moore (1964)
14	Jamal Lewis (2003)
11	Tom Matte (1969)
	Lydell Mitchell (1975)
	Curtis Dickey (1980)

Game

3	Alan Ameche (10/13/57 vs. GB)
	Lenny Moore (10/16/60 vs. LA)
	Tom Matte (12/29/68 at Cle.)
	Tom Matte (11/2/69 vs. Was.)
	Don McCauley (11/23/75 at Mia.)

Most 100-Yard Games

Career

28	Jamal Lewis (2000, 2002-05)
16	Lydell Mitchell (1972-77)
7	Alan Ameche (1955-60)
	Priest Holmes (1997-2000)

Season

12	Jamal Lewis (2003)
5	Jamal Lewis (2002)
	Jamal Lewis (2000)
	Lydell Mitchell (1975)

Longest Run From Scrimmage

96t	Jim Spavital (11/6/50, vs. GB)
82t	Jamal Lewis (9/14/03 vs. Cle.)
80t	Tom Matte (10/12/64, vs. STL)
79t	Alan Ameche (9/25/55 vs. Chi.)
	Lenny Moore (10/28/56)

RECEIVING

1949-60 - 12 GAMES

1947-48; 1961-77 - 14 GAMES

1978-83; 1996-2005- 16 GAMES

Most Pass Receptions

Career

631	Raymond Berry (1955-67)
363	Lenny Moore (1956-67) (RB)
333	Don McCauley (1971-81) (RB)

Season

86	Derrick Mason (2005)
82	Joe Washington (1979) (RB)
76	Michael Jackson (1996)
75	Todd Heap (2005)
	Raymond Berry (1961)
74	Raymond Berry (1960)
	Qadry Ismail (2001)

Game

13	Joe Washington (9/2/79 at KC)
	Lydell Mitchell (12/15/74 vs. NYJ)
	Priest Holmes (10/11/98 vs. Ten.)
12	Raymond Berry (11/10/57 at Was.)
	Raymond Berry (12/28/58 at NYG)
	Lydell Mitchell (11/28/76 vs. NYJ)

Most Consecutive Games - Pass Receptions

43	Lenny Moore (11/10/57 at Was. through 12/18/60 at SF)
38	Raymond Berry (12/28/58 at NYG through 10/1/61 vs. Min.)
37	Jimmy Orr (10/20/63 at Det. through 12/12/65 vs. GB)

Most Receiving Yardage

Career

9,275	Raymond Berry (1955-67)
6,039	Lenny Moore (1956-67)
5,859	Jimmy Orr (1961-70)

Season

1,298	Raymond Berry (1960)
1,201	Michael Jackson (1996)
1,112	Roger Carr (1976)
1,105	Qadry Ismail (1999)
1,099	Derrick Alexander (1996)

Game

258	Qadry Ismail (12/12/99 at Pit.)
224	Raymond Berry (11/10/57 at Was.)
210	Roger Carr (10/24/76 at NYJ)

Most Touchdown Receptions

Career

58	Raymond Berry (1955-67)
50	Jimmy Orr (1961-70)
48	Lenny Moore (1956-67)

Season

14	Raymond Berry (1959)
	Michael Jackson (1996)
11	Jimmy Orr (1962)
	Roger Carr (1976)

Game

4	Marcus Robinson (11/23/03 vs. Sea.)
3	Jim Mutscheller (10/13/57 vs. GB at Mil.)
	Raymond Berry (10/30/60 at Dal.)
	Raymond Berry (11/26/60 at GB)
	Jimmy Orr (12/8/62 vs. Was.)
	Jimmy Orr (10/4/64 vs. LA)
	Roger Carr (9/19/76 vs. Cin.)
	Michael Jackson (12/22/96 vs. Hou.)
	Qadry Ismail (12/12/99 at Pit.)

Most Consecutive Games, Touchdown Receptions

5	Raymond Berry (11/15/59, vs. GB at Mil. through 12/12/59 at LA)
	Jimmy Orr (12/2/62 at Det. through 9/22/63 at SF)
	Michael Jackson (10/20/96 at Den. through 11/17/96 at SF)

*NFL Record

BALTIMORE PRO FOOTBALL RECORDS

Most 100-Yard Receiving Games

Career

23	Raymond Berry (1955-67)
19	Lenny Moore (1956-67)
18	Jimmy Orr (1961-70)

Season

6	Raymond Berry (1960)
5	Lenny Moore (1958)
4	Raymond Berry (1958)
	Raymond Berry (1959)
	Lenny Moore (1959)
	Lenny Moore (1960)
	Jimmy Orr (1962)
	Michael Jackson (1996)

Longest Reception

92	Derrick Alexander from Eric Zeier (12/7/97 vs. Sea.)
90t	Roger Carr from Bert Jones (11/16/75 vs. NYJ)
89t	John Mackey from John Unitas (10/30/66 at LA)
	Roger Carr from Bert Jones (11/9/75 at Buf.)
88t	Tom Matte from John Unitas (9/17/67 vs. Atl.)
86t	Michael Jackson from Vinny Testaverde (12/22/96 vs. Hou.)

PASSING

1949-60 - 12 GAMES

1947-48; 1961-77 - 14 GAMES

1978-83; 1996-2005 16 GAMES

Most Pass Attempts

Career

5,110	John Unitas (1956-72)
2,464	Bert Jones (1973-81)
1,019	Vinny Testaverde (1996-97)
893	Y.A. Tittle (1948-50)

Season

549	Vinny Testaverde (1996)
470	Vinny Testaverde (1997)
467	Elvis Grbac (2001)
464	Kyle Boller (2004)
459	Greg Landry (1979)
446	Bert Jones (1980)

Game

63	Elvis Grbac (9/23/01 at Cin.)
53	Bert Jones (12/15/74 vs. NYJ)
51	Vinny Testaverde (10/27/96 vs. STL - OT)
50	Vinny Testaverde (11/24/96 vs. Jax. - OT)
	Jeff Blake (10/27/02 vs. Pit.)
49	Greg Landry (12/2/79 at NYJ)

Most Pass Completions

Career

2,796	John Unitas (1956-72)
1,382	Bert Jones (1973-81)
596	Vinny Testaverde (1996-97)
470	Y.A. Tittle (1948-50)

Season

325	Vinny Testaverde (1996)
271	Vinny Testaverde (1997)
270	Greg Landry (1979)
265	Elvis Grbac (2001)
258	Kyle Boller (2004)
255	John Unitas (1967)

Game

36	Bert Jones (12/15/74 vs. NYJ)
33	Elvis Grbac (9/23/01 at Cin.)
32	Vinny Testaverde (10/19/97 vs. Mia.)
31	Vinny Testaverde (10/27/96 vs. STL - OT)
	Vinny Testaverde (11/24/96 vs. Jax. - OT)

Highest Completion Percentage

Season (min. 192)

61.7	Anthony Wright (2005)
60.4	Bert Jones (1976)
59.3	Trent Dilfer (2000)
59.2	Vinny Testaverde (1996)
59.1	Greg Landry (1979)

Most Yards Passing

Career

39,768	John Unitas (1956-72)
17,663	Bert Jones (1973-81)
7,148	Vinny Testaverde (1996-97)
6,615	Y.A. Tittle (1948-50)

Season

4,177	Vinny Testaverde (1996)
3,481	John Unitas (1963)
3,428	John Unitas (1967)

Game

429	Vinny Testaverde (10/27/96 vs. STL - OT)
401	John Unitas (9/17/67 vs. Atl.)
397	John Unitas (11/1/59 vs. Cle.)
385	John Unitas (12/16/62 vs. Min.)

Most TD Passes

Career

287	John Unitas (1956-72)
122	Bert Jones (1973-81)
51	Vinny Testaverde (1996-97)
47	Earl Morrall (1968-71)

Season

33	Vinny Testaverde (1996)
32	John Unitas (1959)
26	Earl Morrall (1968)

Game

5	Gary Cuzzo (11/14/65 at Min.)
	Tony Banks (9/10/00 vs. Jax.)
4	Anthony Wright (11/23/03 vs. Sea.)
	Kyle Boller (12/12/04 vs. NYG)

Most Passes Had Intercepted

Career

246	John Unitas (1956-72)
-----	-----------------------

Season

24	John Unitas (1960, 1961 and 1966)
----	-----------------------------------

Game

6	Fred Enke (10/18/53 at GB)
5	Fred Enke (11/7/53 at Det.)
	John Unitas (11/26/60 vs. SF)
	John Unitas (10/8/61 at GB)
	John Unitas (11/20/66 at De.)
	Bill Troup (9/10/78 vs. Mia.)

BALTIMORE, MD

M&T Bank Stadium – There isn't a more exciting place to be for a Ravens' home game. Why would you be anywhere else? M&T Bank Stadium is located at the south point of Camden Yards and remains the crowning jewel of the NFL's premier sports facilities. Ravens fans – proud of their Baltimore heritage – enjoy the latest in technology, including state-of-the-art SMARTVISION video screens. Combined with extraordinary amenities, including a stunning view of the city's skyline, the game's excitement brings fans to their feet. With a capacity of 70,107, this impressive structure is the home of the Ravens and draws its dazzling design from Baltimore's architecture.

Completed in 1998 at an estimated cost of \$220 million, the stadium has 124 suites and 8,196 club seats. HOK architects designed Oriole Park at Camden Yards and M&T Bank Stadium. The latter was completed in less than 2 years and funded through a combination of proceeds generated from the sale of tax-exempt revenue bonds, debt service paid by lottery proceeds and the Ravens.





Photo by David Wallace - Aerial Photography, Annapolis, MD



QUICK STADIUM FACTS:

- M&T Bank Stadium is 185 ft. high, which is 35 ft. above Oriole Park.
- The 2 SMARTVISION video screens, located in each end zone, generate 16 million colors, and at peak output, consume up to 80,000 watts of electricity.
- M&T Bank Stadium has featured many other events, including: the Army-Navy clash (2000), Maryland vs. Georgia Tech, Salisbury State vs. Frostburg State, and 3 Morgan State games. The 1998 HFStival sold out in under 90 minutes and staged 15 bands, attracting over 80,000 fans. The 2005 HFStival attracted over 40,000 fans and rocked the house. Navy vs. Notre Dame played in 2002, and the NCAA lacrosse championships were held in 2003, 2004 and 2005. The Baltimore Bayhawks played their home season in 2002. Plus, the traditional Thanksgiving HS championship games between Loyola, Calvert Hall, City and Poly are played every year. This season, Navy and Notre Dame will play at M&T Bank Stadium on Saturday, Oct. 28.

M&T BANK STADIUM HIGHLIGHTS

VIDEO SCREENS:

- The 2 SMARTVISION video screens, located in each end zone, measuring 100 ft. x 24 ft. are 1 of 2 of the largest permanent computer-operated video display screens in the NFL.



- A crew of 25+ people operate the screens from a central control room located on the press level. Some of the dynamic features of the screens include, arguably, the best graphics and game action video in the league, plus network pre-game shows, live game highlights from around the NFL, instant replays, up-to-date scores, statistics and player updates/features.
- Each screen can be divided into as many as 16 different pictures, augmented by over 1,894 custom-built speakers that produce crystal quality sound and dynamic, breathtaking special effects.
- Providing more information to fans are LED boards (800 linear feet) that surround the field.

SIGHTLINES:

- Front-row seating in the lower level is 6 ft. above the playing field, high enough to eliminate any issue with obstructed views. In addition, the front row is only a distance of 50 ft. from the playing field sidelines and 20 ft. from the back of the end zones.
- The distinctive upper seating area includes open notches in each corner of the stadium, allowing scenic views of Baltimore. This feature also enables upper-level end zone seating to be moved closer to the playing field.


SEATING:

- With a seating capacity of 70,107, M&T Bank Stadium is substantially larger than its sister baseball stadium to the north. At 1.6 million sq. ft., it is nearly double Oriole Park's size. Seating for the disabled is located on every level.
- The 8,196 club seats at M&T Bank Stadium offer extra-wide comfort, plus VIP parking, access to the club lounges serving specialty foods, fully-staffed bars, a concierge and scenic views of downtown Baltimore.
- Each of the 124 suites at M&T Bank Stadium holds between 20-24 people and features 3 televisions, a private restroom, VIP parking and personal wait staff service. Many other amenities are available to suite holders.

AMENITIES:

- Extra-wide concourses (44-64 ft.) allow easy people movement. Seven public elevators, numerous ramps, and 2 escalators (to club level) assist the movement of fan traffic.
- There are 55 concessions stands in the upper, lower and club levels with great football fare, including delicious Baltimore favorites.

M&T BANK STADIUM HIGHLIGHTS



- Ravens Team Stores offer fans all of the latest Ravens' merchandise. For fan convenience, 6 M&T Bank ATMs are located throughout the stadium.

TRANSPORTATION AND STADIUM SITE:

- Located at 1101 Russell St., M&T Bank Stadium is surrounded on all sides by the following elevated roadways: I-95 and the Hamburg St. bridge to the north; I-95 and I-395 (plus Light Rail line) to the east; the Ostend St. bridge to the south; and the Russell St. viaduct to the west.

- Fans can easily access M&T Bank Stadium using mass transit. The Light Rail has a drop-off point located directly outside of Gate B, and Park-and-Ride shuttles are available from various locations around the greater Baltimore area.

- Parking in stadium lots, managed by Central Parking Systems, (410) 347-9330, is limited, but downtown lots are available for game-day parking, a short walk away.

- Tailgating fans are welcomed at M&T Bank Stadium. Fans may tailgate in all of the lots in the complex. For Tailgate Lot parking information, call the Ravens' Ticket Office at (410) 261-RAVE (7283).

- In October of 2002, following the passing of legendary Colts quarterback, Johnny Unitas, the Ravens named the area near Gate A *Unitas Plaza*. A statue sculpted by artist Frederick Kail was directed and funded by a grass roots group that included donations from the Steve Bisciotti family, the Art Modell family, the Baltimore Orioles, and numerous others. One of the most significant elements of the bronze work is the famous black high tops – Johnny's signature shoe.

- Unitas Plaza is a great picture-taking area for Baltimoreans and vacationers. Original PSL season ticket holders also have the opportunity to locate their names etched on the PSL Walls. These names are a tribute to the great Ravens' football fans who have supported the team that brought the City of Baltimore and the State of Maryland the NFL World Championship with Super Bowl XXXV in 2000.



IN-GAME ENTERTAINMENT



• Oz Bike by X-Treme Skooter pictured above with Poe.

MASCOTS:

The game day experience at M&T Bank Stadium is designed to offer Ravens fans a festive and colorful atmosphere providing a variety of entertainment and excitement. And it wouldn't be complete without the Ravens' 3 mischievous mascots: Edgar, Allan and Poe. Although the 3 feathery cut-ups are similar in appearance, each one has a unique personality. If you would like to book a mascot(s) to fly into your next function, please call (410) 701-4114. You can also log on to baltimore-ravens.com.



BALTIMORE'S MARCHING RAVENS (presented by M&T Bank);

Over 300 musicians and flagline performers comprise Baltimore's Marching Ravens. BMR's distinctive purple uniforms are in the military style with brass buttons and crisp white detail. Tall black hats with feather plumes complete the uniform. The electrifying band performs Script Ravens during the pre-game. John Ziemann, a dedicated and tireless leader, directed the Colts' Marching Band, which evolved into the current Ravens musical performers. BMR is deeply involved in charitable causes and raises funds to help support the Baltimore community.

For information on scheduling these dynamic performers, call John Ziemann at 410-557-8335. For more information, log on to baltimore-ravens.com.



CHEERLEADERS:

The Baltimore Ravens' cheerleading squad averages 21 members on the dance team and 30 members on the stunt team. The cheerleaders' head coach is Tina Galdieri, who owns Spirit Unlimited, a cheerleading instruction and dance company. Ravens cheerleaders are out in the community helping the team raise funds for charities and foundations in the Baltimore area.

These performers are part of the finest squad in the NFL and have traveled to Japan and the Middle East performing for our troops at bases and camps.

Scheduling the cheerleaders or a team member for your next event is easy. Just call (410) 701-4271 or log on to baltimore-ravens.com.

BALTIMORE RAVENS RAVE-TV



Emmy-award winning Ravens television is at your fingertips.

RAVENS REPORT offers an insider's look, featuring edge-of-your-seat Ravens action, access to the team, dynamic Ravens star players, the coaches, and a closer look at game strategy.


RAVENS REPORT* airs each Saturday at 7:30 PM on Fox45. The show features Brian Billick, coordinators and scouting reports on the next opponent.

Ravens game action and commentary is offered on **RAVENS WIRED**, a weekly program, where the team "mics" a Ravens' player or coach throughout the practice week and through that weekend's game. Watch **WIRED** on Tuesdays at 10 PM on WNUV-54.

You won't want to miss any of the preseason game action at M&T Bank Stadium – Be sure to set your recorder for this pre-game show:

RAVENS KICKOFF, a half-hour pre-game show, airs 30 minutes before kickoff for a preseason game on Fox45. **KICKOFF** gives fans the most current Ravens pre-game updates with live interviews, plus in-depth analysis of that evening's game.

**Check your local TV listings, or log on to baltimore Ravens.com for show times, which may be subject to change.*



Fox 45's sports director, Bruce Cunningham will host the pre-game shows, produced and directed by Don DiRaddo and Chris Glass, respectively.



You can find out on Ravens WIRED what player or coaches are saying on the sidelines. Pictured are LBs Terrell Suggs (55), Adalius Thomas (97) and Bart Scott (57) gang tackling Bengal QB Carson Palmer.



The Ravens' preseason TV broadcast booth holds the formidable trio of Tony Siragusa, left, Dick Stockton, middle, and Daryl Johnston, right.

RAVENS PRESEASON GAME TELECASTS will air on Fox45. The highly-regarded national Fox network broadcast team of Dick Stockton and his partner, Daryl Johnston (former NFL fullback), are joined in the booth by former Raven DT Tony Siragusa. The trio's broadcast is produced by the Ravens' Don DiRaddo and directed by Chris Glass. Fox45's sports director, Bruce Cunningham will host the pre-game shows.

RAVE-TV was nominated for 2 Emmys in 2006, and won the trophy for best program in 2005 for **Ravens Report**. RAVE-TV currently owns 9 Emmy Awards, presented in the team's short 10-year history. The Emmy awards presentations were made Saturday, June 10.



M&T BANK STADIUM HISTORY



M&T BANK STADIUM

On May 6, 2003, M&T Bank and the Baltimore Ravens announced their partnership, which included a 15-year, \$75 million agreement with naming rights to the Ravens' home field, **M&T BANK STADIUM**, as well as several important community-based programs that are jointly administered.

At the announcement, Ravens owner Steve Bisciotti said: "We knew from the onset that we did not want a company that was not established and without a great track record. There were other banks we were calling about naming rights, because that was the category we wanted to fill, but the timing was perfect [with M&T] because they were coming into a new market."



M&T Bank's long history began in western New York, but the company has expanded all over the East Coast. There are more than 700 branches throughout the Mid-Atlantic, including Maryland, Virginia and Pennsylvania. The bank was founded 150 years ago and is one of the 20th largest commercial bank corporations in the nation.



"M&T believes in making meaningful, long-term commitments and investments in the communities we serve – and M&T believes that Baltimore has unlimited potential," Robert Sadler, chairman of M&T Bank, said. "The M&T and Ravens partnership immediately and powerfully connects the combined strengths of our two teams."


The partnership is deeply rooted in the idea of community service. M&T Bank became the lead sponsor of the **RAVENS ALL COMMUNITY TEAM** (formed in 2001), which unites the Ravens with Baltimore's business leaders to support the community in meaningful ways. This includes fundraising, volunteerism and involvement in projects that meet some of Baltimore's most pressing needs.

M&T also sponsors *Honor Rows*, a program that provides game tickets to youth service organizations, and the nationally renowned Baltimore's Marching Ravens. For more information about this community service, log on to baltimoreravens.com.

M&T BANK STADIUM SEATING



BALTIMORE RAVENS TRAINING CAMP



TE Todd Heap signed autographs at training camp last year.

“ This is the 11th year the Ravens have partnered with McDaniel College, and we enjoy our relationship with the Westminster community, and plan to keep our training camp at that location. ”

- Steve Bisciotti,
Ravens Owner

Ravens training camp is located at McDaniel College in Westminster, MD. This is the Ravens' 11th summer training session at the campus. McDaniel College is a private liberal arts college with an enrollment of 1,500 students. MDC is located 30 minutes from the Ravens' Owings Mills practice facility and 50 minutes from downtown Baltimore. Training camp practice information is updated daily via recorded message at (410) 261-RAVE (7283) and on the team's website: baltimore Ravens.com, where you'll get both the latest practice schedule and the weather. Practices are subject to change.

The Ravens will conduct a live scrimmage against the Washington Redskins on Saturday, Aug. 5 at FedEx Field. Get details on the scrimmage and the Countdown to Kickoff Week by logging on to baltimore Ravens.com.

NOTE TO MEDIA: A workroom is available at the Best Western Hotel in Westminster (410) 857-1900. Players and coaches are available for interviews after morning practices, usually at 11:00 AM. **Contact Chad Steele at Chad.Steele@Ravens.nfl.net for 2006 training camp credentials.**

Practices are free and open to the public and are **subject to change**. All fans and media are reminded to check the latest practice information by calling (410) 261-RAVE or by logging on to our website.

DRIVING DIRECTIONS FROM BALTIMORE VIA I-695: Take I-695 to Exit 19 to I-795 N. Follow the signs to Westminster via Route 140 W. **FOR FANS:** Follow 140 W. to Rte. 31 S; at the flashing traffic light turn left; then at the 1st traffic light, turn left onto Main St. Proceed up the hill; Enter the Visitor Parking Lot on the left. **FOR MEDIA:** Follow 140 W. to the Best Western on the left, and **check in at Room 105 to the left of the lobby.**





2006 NFL PRESEASON SCHEDULE

ALL TIMES LOCAL

	HALL OF FAME WEEKEND – AUGUST 5-6	NETWORK	TIME
	Pro Football Hall of Fame Game (Canton, OH)		
SUN., AUG. 6	Oakland vs. Philadelphia	NBC	.8 PM
WEEK 1 - AUG. 10-14			
THURS., AUG. 10	Indianapolis at St. Louis	FOX	.7 PM
	Cleveland at Philadelphia		7:30 PM
FRI., AUG. 11	New England at Atlanta	CBS	.8 PM
	Denver at Detroit		7:30 PM
	New York Jets at Tampa Bay		7:30 PM
	NEW YORK GIANTS AT BALTIMORE		.8 PM
	Chicago at San Francisco		.7 PM
SAT., AUG. 13	Pittsburgh at Arizona		.1 PM
	Buffalo at Carolina		7:30 PM
	Jacksonville at Miami		7:30 PM
	Kansas City at Houston		.7 PM
	New Orleans at Tennessee		.7 PM
	Dallas at Seattle		.7 PM
	Green Bay at San Diego		.7 PM
SUN., AUG. 13	Washington at Cincinnati	NBC	.8 PM
MON., AUG. 14	Oakland at Minnesota	ESPN	.7 PM
WEEK 2 - AUG. 17-21			
THURS., AUG. 17	Kansas City at New York Giants	FOX	.8 PM
	PHILADELPHIA AT BALTIMORE		.8 PM
FRI., AUG. 18	San Diego at Chicago	CBS	.7 PM
	Cincinnati at Buffalo		.7 PM
	Detroit at Cleveland		7:30 PM
SAT., AUG. 19	Arizona at New England	NFLN	.8 PM
	Carolina at Jacksonville		7:30 PM
	Miami at Tampa Bay		7:30 PM
	Atlanta at Green Bay		.7 PM
	Houston at St. Louis		.7 PM
	Minnesota at Pittsburgh		.8 PM
	New York Jets at Washington		.8 PM
	Tennessee at Denver		.7 PM
SUN., AUG. 20	Seattle at Indianapolis	NBC	.8 PM
	San Francisco at Oakland		.5 PM
MON., AUG. 21	Dallas at New Orleans (Shreveport, LA)	ESPN	.7 PM
WEEK 3 - AUG. 24-28			
THURS., AUG. 24	Miami at Carolina	FOX	.8 PM
FRI., AUG. 25	Pittsburgh at Philadelphia	ESPN	.8 PM
	Arizona at Chicago		.7 PM
	BALTIMORE AT MINNESOTA		.7 PM
	New York Giants at New York Jets		.8 PM
	Detroit at Oakland		.7 PM
SAT., AUG. 26	Tampa Bay at Jacksonville	CBS	.8 PM
	Cleveland at Buffalo		.6 PM
	Indianapolis at New Orleans (Jackson, MS)		.6 PM
	Atlanta at Tennessee		.7 PM
	San Francisco at Dallas		.7 PM
	Washington at New England		.8 PM
	St. Louis at Kansas City		7:30 PM
	Seattle at San Diego		.8 PM
SUN., AUG. 27	Houston at Denver	NFLN	.6 PM
MON., AUG. 28	Green Bay at Cincinnati	ESPN	.8 PM
WEEK 4 - AUG. 31 - SEP. 1			
THURS., AUG. 31	Buffalo at Detroit		7:30 PM
	Carolina at Pittsburgh		7:30 PM
	Jacksonville at Atlanta		7:30 PM
	New England at New York Giants		7:30 PM
	St. Louis at Miami		7:30 PM
	BALTIMORE AT WASHINGTON		.8 PM
	Chicago at Cleveland		.8 PM
	Minnesota at Dallas		.7 PM
	Tampa Bay at Houston		.7 PM
	New Orleans at Kansas City		7:30 PM
	Denver at Arizona		.7 PM
	Oakland at Seattle		.7 PM
FRI., SEP. 1	Tennessee at Green Bay		.3 PM
	Cincinnati at Indianapolis		.7 PM
	Philadelphia at New York Jets		.7 PM
	San Diego at San Francisco		.7 PM

RAVENS GAME DAY BROADCAST TEAM



New for 2006, Ravens games can be heard on **98 Rock WIYY** and **WBAL 1090 AM**, as well as on 15 regional affiliates (listed below). This network of stations broadcasts each Ravens game live and reaches from Lancaster, PA to Richmond, VA. **Gerry Sandusky**, **WBAL TV 11** sports director, will serve as the play-by-play announcer and executive producer for the broadcast team of Gerry, **Rob Burnett** and **Stan White**. Gerry will be assisted by Burnett, a member of the Ravens' 2000 Super Bowl XXXV team. Rob will provide on-field experience and insight on defensive plays, players and situations. White, a former NFL standout for the Baltimore Colts, fills a similar role as Burnett, but on the offensive side of the ball, adding his comments and analysis on offensive strategies.

In addition to Gerry (far left), Rob (center) and Stan (far right), the broadcast will be energized by a few unique additions each week. A "sideline celebrity" will deliver insight from the fan's perspective and provide observations from "behind the bench" during the pre- and in-game broadcasts, as well as halftime interviews. There will be a "referee at large" – a former NFL referee available either by phone or in person to clarify and discuss key penalties, coaches challenges and rule interpretations. Finally, special pre-recorded interviews with players and coaches will be aired to provide insight to game analyses.

98ROCK
97.9 baltimore

WBAL
AM 1090
Maryland's NEWS • TALK • SPORTS Station

RAVENS • RADIO • AFFILIATES WBAL Radio (1090 AM) • 98Rock (WIYY FM)

MARYLAND
Cambridge
WCEM • 106.3 FM /
1240 AM

Cumberland
WCBC • 107.1 FM

Frederick
WFMD • 930 AM

Hagerstown
WHAG • 1410 AM

LaPlata
WKIK • 102.9 FM

Ocean City
WRXS • 106.9 FM

Salisbury
WICO • 1320 AM

Westminster
WTTR • 1470 AM

PENNSYLVANIA
Hanover
WHVR • 1280 AM

Lancaster
WLPA • 1490 AM

York
WSBA • 910 AM

VIRGINIA
Winchester
WINC • 1400 AM

WEST VIRGINIA
Harrisonburg
WHBG • 1360 AM

Martinsburg
WEPM • 1340 AM

IMPORTANT DATES - 2006

- August 5-6** - Hall of Fame Weekend.
- August 6** - Pro Football Hall of Fame Game, Canton, Ohio: Oakland vs. Philadelphia
- August 8** - If a Drafted Rookie has not signed with his club by this date, he may not be traded to any other club in 2006.
- August 8** - Deadline for players under contract to report to earn a season of free-agency credit.
- August 10-14** - 1st Preseason Weekend.
- August 12-16** - Deadline for club to provide written notice to certain unsigned players and the NFLPA of its intent to place them on the Exempt List if they fail to report no later than one day prior to the club's second preseason game. Any player who fails to report prior to the deadline will be ineligible to play or receive compensation for at least 3 games (preseason or regular season) from the time that he reports.
- August 29** - Roster cut-down to maximum of 75 players on Active List by 4 P.M., New York time.
- August 29** - NFL Europe exemption expires.
- August 30** - All tryouts on this date and for the remainder of the season must be reported to the League Office.
- September 2** - Roster cut-down to maximum of 53 players on Active/Inactive List by 6 P.M., New York time. Clubs may dress minimum of 42 and maximum of 45 players and 3rd Quarterback for each regular-season and postseason game.
- September 2** - Simultaneously with the cut-down to 53, clubs that have players in the categories of Active/Physically Unable to Perform or Active/Non-Football Injury or Illness must take one of the following options: place player on Reserve/Physically Unable to Perform or Reserve/Non-Football Injury or Illness, whichever is applicable; ask waivers; terminate; trade; or continue to count him on Active List.
- September 3** - Claims on players placed on waivers at the final roster reduction will expire at 12 noon, New York time.
- September 3** - After 12 noon, New York time, clubs may establish a Practice Squad of 8 players by signing free agents who do not have an accrued season of freeagency credit or who were on the 45-player Active List for less than 9 regular-season games during their only Accrued Season(s).
- September 6** - All clubs are required to file a personnel (injury) report with their conference conference information manager by 4 P.M., New York time, on this date and every Wednesday, Thursday and Friday thereafter prior to a regular season game. Clubs playing Thursday games are required to file injury reports beginning on Tuesday.
- September 7** - After 4 p.m., New York time, any new or altered incentives renegotiated in a pre-existing contract for the 2006 season automatically will be deemed "Likely to be Earned" for 2006.
- September 7-11**- Regular Season opens.
- September 8-12**- Beginning on these dates vested veterans terminated from the Active List or Inactive List (and from Reserve/Injured if the player is placed on Reserve/Injured after the beginning of the regular season) are entitled to receive, after the end of the regular-season schedule, Termination Pay pursuant to the terms of the 1993 CBA.
- September 26** - Priority on multiple waiver claims is now based on the current season's standing.
- October 17** - Beginning the day after the conclusion of the 6th regular-season weekend and continuing through the day after the conclusion of the 9th regular-season weekend, clubs are permitted to begin practicing players on Reserve/Physically Unable to Perform and Reserve/Non-Football Injury or Illness for a period not to exceed 21 days. Players may be activated during the 21-day practice period or until 4 P.M., New York time, on the day after the conclusion of the 21-day period.
- October 17** - All trading ends at 4 P.M., New York time.
- October 18** - Players with at least 4 previous pension credited seasons are subject to the waiver system for the remainder of the regular season and postseason.
- October 23-25**- NFL Fall League Meeting, Loews New Orleans Hotel, New Orleans, LA.
- November 6** - Deadline at 4 P.M., New York time, for an increase in a player's 2006 Salary to be counted as Salary for the current year. Any notice of an increase in a player's 2006 Salary received by the NFLMC after this deadline will be treated as a Signing Bonus.

IMPORTANT DATES - 2006-07

- November 14** - Deadline for clubs to sign by 4 P.M., New York time, their unsigned Franchise and Transition Players, including Franchise Players who were eligible to receive Offer Sheets until this date. If still unsigned after this date, such players are prohibited from playing in the NFL in 2006.
- November 14** - Deadline for clubs to sign by 4 P.M., New York time, their Unrestricted Free Agents to whom June 1 tender was made. If still unsigned after this date, such players are prohibited from playing in NFL in 2006.
- November 14** - Deadline for clubs to sign by 4 P.M., New York time, their Restricted Free Agents to whom June 1 tender was made. If such players remain unsigned, they are prohibited from playing in NFL in 2006.
- November 14** - Deadline for clubs to sign Drafted players by 4 P.M., New York time. If such players remain unsigned, they are prohibited from playing in NFL in 2006.
- December 1** - Deadline for reinstatement of players in Reserve List categories of Retired, Did Not Report, and Exclusive Rights, and of players who were placed on Reserve/Left Squad in a previous season.
- December 5-6** - NFLMC Labor Seminar, The Four Seasons-Las Colinas, Dallas, Texas. December 5-6 NFLMC Labor Seminar, The Four Seasons-Las Colinas, Dallas, Texas.
- December 29** - Deadline for waiver requests in 2006, except for "special waiver requests," which have a 10-day claiming period, with termination or assignment delayed until after the Super Bowl.

2007

- January 1** - Clubs may begin signing free-agent players for the 2007 season.
- January 6-7** - Wild Card Playoff Games.
- January 7** - Assistant coaches under contract to playoff clubs that have byes in the Wild Card week end may be interviewed for head coaching positions through the conclusion of the Wild Card games.
- January 12-13** - Assistant coaches under contract to playoff clubs that won their Wild Card games may be interviewed for head coaching positions prior to their Divisional Playoff games.
- January 13-14** - Divisional Playoff Games.
- January 21** - AFC and NFC Championship Games.
- January 27** - Senior Bowl, Mobile, Alabama.
- February 4** - Super Bowl XLI, Dolphin Stadium, South Florida.
- February 10** - AFC-NFC Pro Bowl, Honolulu, Hawaii.
- February 21-27** - Combine Timing and Testing, RCA Dome, Indianapolis, Indiana.
- March 1** - After this date, employer clubs are no longer obligated to grant permission to another club to discuss a position as a Head Coach with an assistant coach under contract for the succeeding season or seasons. Such permission may be voluntarily granted.

FUTURE SUPER BOWL DATES - 2008-2010

2008

- February 3 - Super Bowl XLII, Cardinals Stadium, AZ

2009

- February 1* - Super Bowl XLIII, Raymond James Stadium, Tampa, FL

2010

- February 7* - Super Bowl XLIV, Dolphin Stadium, South FL



2006 NFL REGULAR SEASON SCHEDULE - ALL TIMES LOCAL

WEEK 1 - FOX NATIONAL WEEKEND

THURSDAY - SEPTEMBER 7

MIAMI AT PITTSBURGH8:30 PM

SUNDAY, SEPTEMBER 10

ATLANTA AT CAROLINA1 PM

NEW ORLEANS AT CLEVELAND1 PM

SEATTLE AT DETROIT1 PM

PHILADELPHIA AT HOUSTON12 PM

CINCINNATI AT KANSAS CITY12 PM

BUFFALO AT NEW ENGLAND1 PM

DENVER AT ST. LOUIS12 PM

BALTIMORE AT TAMPA BAY1 PM

N.Y. JETS AT TENNESSEE12 PM

SAN FRANCISCO AT ARIZONA1:15 PM

CHICAGO AT GREEN BAY3:15 PM

DALLAS AT JACKSONVILLE4:15 PM

INDIANAPOLIS AT N.Y. GIANTS8:15 PM

MONDAY - SEPTEMBER 11

MINNESOTA AT WASHINGTON7:00 PM

SAN DIEGO AT OAKLAND7:15 PM

WEEK 2 - CBS NATIONAL WEEKEND

SUNDAY - SEPTEMBER 17

TAMPA BAY AT ATLANTA1 PM

OAKLAND AT BALTIMORE1 PM

DETROIT AT CHICAGO12 PM

CLEVELAND AT CINCINNATI1 PM

NEW ORLEANS AT GREEN BAY12 PM

HOUSTON AT INDIANAPOLIS1 PM

BUFFALO AT MIAMI1 PM

CAROLINA AT MINNESOTA12 PM

N.Y. GIANTS AT PHILADELPHIA1 PM

ST. LOUIS AT SAN FRANCISCO1:05 PM

ARIZONA AT SEATTLE1:05 PM

KANSAS CITY AT DENVER2:15 PM

NEW ENGLAND AT N.Y. JETS4:15 PM

TENNESSEE AT SAN DIEGO1:15 PM

WASHINGTON AT DALLAS7:15 PM

MONDAY - SEPTEMBER 18

PITTSBURGH AT JACKSONVILLE8:30 PM

WEEK 3 - FOX NATIONAL WEEKEND

SUNDAY - SEPTEMBER 24

BYE: DALLAS, KANSAS CITY, OAKLAND, SAN DIEGO

N.Y. JETS AT BUFFALO1 PM

GREEN BAY AT DETROIT1 PM

WASHINGTON AT HOUSTON12 PM

JACKSONVILLE AT INDIANAPOLIS1 PM

TENNESSEE AT MIAMI1 PM

CHICAGO AT MINNESOTA12 PM

CINCINNATI AT PITTSBURGH1 PM

CAROLINA AT TAMPA BAY1 PM

BALTIMORE AT CLEVELAND4:05 PM

ST. LOUIS AT ARIZONA1:15 PM

PHILADELPHIA AT SAN FRANCISCO1:15 PM

N.Y. GIANTS AT SEATTLE1:15 PM

DENVER AT NEW ENGLAND8:15 PM

MONDAY - SEPTEMBER 25

ATLANTA AT NEW ORLEANS7:30 PM

WEEK 4 - CBS NATIONAL WEEKEND

SUNDAY - OCTOBER 1

BYE: DENVER, N.Y. GIANTS, PITTSBURGH, TAMPA BAY

ARIZONA AT ATLANTA1 PM

SAN DIEGO AT BALTIMORE1 PM

MINNESOTA AT BUFFALO1 PM

NEW ORLEANS AT CAROLINA1 PM

MIAMI AT HOUSTON12 PM

SAN FRANCISCO AT KANSAS CITY12 PM

INDIANAPOLIS AT N.Y. JETS1 PM

DALLAS AT TENNESSEE12 PM

DETROIT AT ST. LOUIS3:05 PM

NEW ENGLAND AT CINCINNATI4:15 PM

CLEVELAND AT OAKLAND1:15 PM

JACKSONVILLE AT WASHINGTON4:15 PM

SEATTLE AT CHICAGO7:15 PM

MONDAY - OCTOBER 2

GREEN BAY AT PHILADELPHIA8:30 PM

WEEK 5 - FOX NATIONAL WEEKEND

SUNDAY - OCTOBER 8

BYE: ATLANTA, CINCINNATI, HOUSTON, SEATTLE

CLEVELAND AT CAROLINA1 PM

BUFFALO AT CHICAGO12 PM

ST. LOUIS AT GREEN BAY12 PM

TENNESSEE AT INDIANAPOLIS1 PM

DETROIT AT MINNESOTA12 PM

MIAMI AT NEW ENGLAND1 PM

TAMPA BAY AT NEW ORLEANS12 PM

WASHINGTON AT N.Y. GIANTS1 PM

KANSAS CITY AT ARIZONA1:05 PM

N.Y. JETS AT JACKSONVILLE4:05 PM

OAKLAND AT SAN FRANCISCO1:05 PM

DALLAS AT PHILADELPHIA4:15 PM

PITTSBURGH AT SAN DIEGO5:15 PM

MONDAY - OCTOBER 9

BALTIMORE AT DENVER6:30 PM

WEEK 6 - CBS NATIONAL WEEKEND

SUNDAY - OCTOBER 15

BYE: CLEVELAND, GREEN BAY, INDIANAPOLIS, JACKSONVILLE, MINNESOTA, NEW ENGLAND

N.Y. GIANTS AT ATLANTA1 PM

CAROLINA AT BALTIMORE1 PM

HOUSTON AT DALLAS12 PM

BUFFALO AT DETROIT1 PM

PHILADELPHIA AT NEW ORLEANS12 PM

SEATTLE AT ST. LOUIS12 PM

CINCINNATI AT TAMPA BAY1 PM

TENNESSEE AT WASHINGTON1 PM

MIAMI AT N.Y. JETS4:15 PM

KANSAS CITY AT PITTSBURGH4:15 PM

SAN DIEGO AT SAN FRANCISCO1:15 PM

OAKLAND AT DENVER6:15 PM

MONDAY - OCTOBER 16

CHICAGO AT ARIZONA5:30 PM

GAME DAY

2006 NFL REGULAR SEASON SCHEDULE - ALL TIMES LOCAL

WEEK 7 - FOX NATIONAL WEEKEND

SUNDAY - OCTOBER 22

BYE: BALTIMORE, CHICAGO, NEW ORLEANS, ST. LOUIS, SAN FRANCISCO, TENNESSEE

PITTSBURGH AT ATLANTA	1 PM
NEW ENGLAND AT BUFFALO	1 PM
CAROLINA AT CINCINNATI	1 PM
JACKSONVILLE AT HOUSTON	12 PM
SAN DIEGO AT KANSAS CITY	12 PM
GREEN BAY AT MIAMI	1 PM
DETROIT AT N.Y. JETS	1 PM
PHILADELPHIA AT TAMPA BAY	1 PM
DENVER AT CLEVELAND	4:05 PM
WASHINGTON AT INDIANAPOLIS	4:15 PM
ARIZONA AT OAKLAND	1:15 PM
MINNESOTA AT SEATTLE	1:15 PM

MONDAY - OCTOBER 23

N.Y. GIANTS AT DALLAS	7:30 PM
-----------------------	-------	---------

WEEK 8 - CBS NATIONAL WEEKEND

SUNDAY - OCTOBER 29

BYE: BUFFALO, DETROIT, MIAMI, WASHINGTON SAN FRANCISCO AT CHICAGO

ATLANTA AT CINCINNATI	1 PM
ARIZONA AT GREEN BAY	12 PM
SEATTLE AT KANSAS CITY	12 PM
BALTIMORE AT NEW ORLEANS	12 PM
TAMPA BAY AT N.Y. GIANTS	1 PM
JACKSONVILLE AT PHILADELPHIA	1 PM
HOUSTON AT TENNESSEE	12 PM
ST. LOUIS AT SAN DIEGO	1:05 PM
N.Y. JETS AT CLEVELAND	4:15 PM
INDIANAPOLIS AT DENVER	2:15 PM
PITTSBURGH AT OAKLAND	1:15 PM
DALLAS AT CAROLINA	8:15 PM

MONDAY - OCTOBER 30

NEW ENGLAND AT MINNESOTA	7:30 PM
--------------------------	-------	---------

WEEK 9 - CBS NATIONAL WEEKEND

SUNDAY - NOVEMBER 5

BYE: ARIZONA, CAROLINA, N.Y. JETS, PHILADELPHIA

CINCINNATI AT BALTIMORE	1 PM
GREEN BAY AT BUFFALO	1 PM
MIAMI AT CHICAGO	12 PM
ATLANTA AT DETROIT	1 PM
TENNESSEE AT JACKSONVILLE	1 PM
HOUSTON AT N.Y. GIANTS	1 PM
KANSAS CITY AT ST. LOUIS	12 PM
NEW ORLEANS AT TAMPA BAY	1 PM
DALLAS AT WASHINGTON	1 PM
MINNESOTA AT SAN FRANCISCO	1:05 PM
DENVER AT PITTSBURGH	4:15 PM
CLEVELAND AT SAN DIEGO	1:15 PM
INDIANAPOLIS AT NEW ENGLAND	8:15 PM

MONDAY - NOVEMBER 6

OAKLAND AT SEATTLE	5:30 PM
--------------------	-------	---------

WEEK 10 - FOX NATIONAL WEEKEND

SUNDAY - NOVEMBER 12

CLEVELAND AT ATLANTA	1 PM
SAN DIEGO AT CINCINNATI	1 PM
SAN FRANCISCO AT DETROIT	1 PM
BUFFALO AT INDIANAPOLIS	1 PM
HOUSTON AT JACKSONVILLE	1 PM
KANSAS CITY AT MIAMI	1 PM
GREEN BAY AT MINNESOTA	12 PM
N.Y. JETS AT NEW ENGLAND	1 PM
CHICAGO AT N.Y. GIANTS	1 PM
WASHINGTON AT PHILADELPHIA	1 PM
NEW ORLEANS AT PITTSBURGH	1 PM
BALTIMORE AT TENNESSEE	12 PM
DENVER AT OAKLAND	1:05 PM
DALLAS AT ARIZONA	2:15 PM
ST. LOUIS AT SEATTLE	1:15 PM
NBC GAME	TBD

MONDAY - NOVEMBER 13

TAMPA BAY AT CAROLINA	8:30 PM
-----------------------	-------	---------

WEEK 11 - CBS NATIONAL WEEKEND

SUNDAY, NOVEMBER 19

ATLANTA AT BALTIMORE	1 PM
ST. LOUIS AT CAROLINA	1 PM
PITTSBURGH AT CLEVELAND	1 PM
INDIANAPOLIS AT DALLAS	12 PM
NEW ENGLAND AT GREEN BAY	12 PM
BUFFALO AT HOUSTON	12 PM
OAKLAND AT KANSAS CITY	12 PM
MINNESOTA AT MIAMI	1 PM
CINCINNATI AT NEW ORLEANS	12 PM
CHICAGO AT N.Y. JETS	1 PM
TENNESSEE AT PHILADELPHIA	1 PM
WASHINGTON AT TAMPA BAY	1 PM
DETROIT AT ARIZONA	2:05 PM
SEATTLE AT SAN FRANCISCO	1:05 PM
SAN DIEGO AT DENVER	2:15 PM
NBC GAME TBD	

MONDAY - NOVEMBER 20

N.Y. GIANTS AT JACKSONVILLE	8:30 PM
-----------------------------	-------	---------

WEEK 12 - FOX NATIONAL WEEKEND

THANKSGIVING - NOVEMBER 23

MIAMI AT DETROIT	12:30 PM
TAMPA BAY AT DALLAS	3:15 PM
DENVER AT KANSAS CITY	7 PM

SUNDAY - NOVEMBER 26

NEW ORLEANS AT ATLANTA	1 PM
PITTSBURGH AT BALTIMORE	1 PM
JACKSONVILLE AT BUFFALO	1 PM
CINCINNATI AT CLEVELAND	1 PM
PHILADELPHIA AT INDIANAPOLIS	1 PM
ARIZONA AT MINNESOTA	12 PM
CHICAGO AT NEW ENGLAND	1 PM
HOUSTON AT N.Y. JETS	1 PM
SAN FRANCISCO AT ST. LOUIS	12 PM
N.Y. GIANTS AT TENNESSEE	12 PM
CAROLINA AT WASHINGTON	1 PM
OAKLAND AT SAN DIEGO	1:05 PM
NBC GAME TBD	

MONDAY - NOVEMBER 27

GREEN BAY AT SEATTLE	5:30 PM
----------------------	-------	---------

2006 NFL REGULAR SEASON SCHEDULE - ALL TIMES LOCAL

WEEK 13 - FOX NATIONAL WEEKEND	
THURSDAY - NOVEMBER 30	
BALTIMORE AT CINCINNATI8 PM
SUNDAY - DECEMBER 3	
SAN DIEGO AT BUFFALO1 PM
MINNESOTA AT CHICAGO12 PM
KANSAS CITY AT CLEVELAND1 PM
N.Y. JETS AT GREEN BAY12 PM
JACKSONVILLE AT MIAMI1 PM
DETROIT AT NEW ENGLAND1 PM
SAN FRANCISCO AT NEW ORLEANS12 PM
DALLAS AT N.Y. GIANTS1 PM
TAMPA BAY AT PITTSBURGH1 PM
ARIZONA AT ST. LOUIS12 PM
INDIANAPOLIS AT TENNESSEE12 PM
ATLANTA AT WASHINGTON1 PM
HOUSTON AT OAKLAND1:05 PM
SEATTLE AT DENVER2:15 PM
NBC GAME	TBD
MONDAY - DECEMBER 4	
CAROLINA AT PITTSBURGH8:30 PM
WEEK 14 - CBS NATIONAL WEEKEND	
THURSDAY - DECEMBER 7	
CLEVELAND AT PITTSBURGH8 PM
SUNDAY - DECEMBER 10	
N.Y. GIANTS AT CAROLINA1 PM
OAKLAND AT CINCINNATI1 PM
NEW ORLEANS AT DALLAS12 PM
MINNESOTA AT DETROIT1 PM
TENNESSEE AT HOUSTON12 PM
INDIANAPOLIS AT JACKSONVILLE1 PM
BALTIMORE AT KANSAS CITY12 PM
NEW ENGLAND AT MIAMI1 PM
BUFFALO AT N.Y. JETS1 PM
ATLANTA AT TAMPA BAY1 PM
PHILADELPHIA AT WASHINGTON1 PM
SEATTLE AT ARIZONA2:05 PM
GREEN BAY AT SAN FRANCISCO1:05 PM
DENVER AT SAN DIEGO1:15 PM
NBC GAME	TBD
MONDAY - DECEMBER 11	
CHICAGO AT ST. LOUIS7:30 PM
WEEK 15 - FOX NATIONAL WEEKEND	
THURSDAY - DECEMBER 14	
SAN FRANCISCO AT SEATTLE5 PM
SATURDAY - DECEMBER 16	
DALLAS AT ATLANTA8 PM
SUNDAY - DECEMBER 17	
CLEVELAND AT BALTIMORE1 PM
MIAMI AT BUFFALO1 PM
PITTSBURGH AT CAROLINA1 PM
TAMPA BAY AT CHICAGO12 PM
DETROIT AT GREEN BAY12 PM
N.Y. JETS AT MINNESOTA12 PM
HOUSTON AT NEW ENGLAND1 PM
WASHINGTON AT NEW ORLEANS12 PM
PHILADELPHIA AT N.Y. GIANTS1 PM
JACKSONVILLE AT TENNESSEE12 PM
DENVER AT ARIZONA2:05 PM
KANSAS CITY AT SAN DIEGO1:05 PM
ST. LOUIS AT OAKLAND1:15 PM
NBC GAME	TBD
MONDAY - DECEMBER 18	
CINCINNATI AT INDIANAPOLIS8:30 PM

WEEK 16 - CBS NATIONAL WEEKEND	
THURSDAY - DECEMBER 21	
MINNESOTA AT GREEN BAY7 PM
SATURDAY - DECEMBER 23	
KANSAS CITY AT OAKLAND5 PM
SUNDAY, DECEMBER 24	
CAROLINA AT ATLANTA1 PM
TENNESSEE AT BUFFALO1 PM
TAMPA BAY AT CLEVELAND1 PM
CHICAGO AT DETROIT1 PM
INDIANAPOLIS AT HOUSTON12 PM
NEW ENGLAND AT JACKSONVILLE1 PM
NEW ORLEANS AT N.Y. GIANTS1 PM
BALTIMORE AT PITTSBURGH1 PM
WASHINGTON AT ST. LOUIS12 PM
ARIZONA AT SAN FRANCISCO1:05 PM
CINCINNATI AT DENVER2:15 PM
SAN DIEGO AT SEATTLE1:15 PM
MONDAY - DECEMBER 25	
PHILADELPHIA AT DALLAS4 PM
N.Y. JETS AT MIAMI8:30 PM
WEEK 17 - FOX & CBS NATIONAL WEEKEND	
SATURDAY - DECEMBER 30	
N.Y. GIANTS AT WASHINGTON8 PM
SUNDAY - DECEMBER 31	
BUFFALO AT BALTIMORE1 PM
GREEN BAY AT CHICAGO12 PM
PITTSBURGH AT CINCINNATI1 PM
DETROIT AT DALLAS12 PM
CLEVELAND AT HOUSTON12 PM
MIAMI AT INDIANAPOLIS1 PM
JACKSONVILLE AT KANSAS CITY12 PM
ST. LOUIS AT MINNESOTA12 PM
CAROLINA AT NEW ORLEANS12 PM
OAKLAND AT N.Y. JETS1 PM
ATLANTA AT PHILADELPHIA1 PM
SEATTLE AT TAMPA BAY1 PM
NEW ENGLAND AT TENNESSEE12 PM
SAN FRANCISCO AT DENVER2:15 PM
ARIZONA AT SAN DIEGO1:15 PM
NBC GAME	TBD

2007 POSTSEASON

- SATURDAY, JANUARY 6 - NBC**
- AFC AND NFC WILD CARD PLAYOFFS
- SUNDAY, JANUARY 7 - CBS & FOX**
- AFC AND NFC WILD CARD PLAYOFFS
- SATURDAY, JANUARY 13 - CBS & FOX**
- AFC AND NFC DIVISIONAL PLAYOFFS
- SUNDAY, JANUARY 14 - CBS & FOX**
- AFC AND NFC DIVISIONAL PLAYOFFS
- SUNDAY, JANUARY 21 - CBS & FOX**
- AFC AND NFC CHAMPIONSHIP GAMES
- SUNDAY, FEBRUARY 4 - CBS**
- SUPER BOWL XLI**
- AT DOLPHIN STADIUM
- SOUTH FLORIDA
- SUNDAY, FEBRUARY 10 - CBS**
- AFC-NFC PRO BOWL
- ALOHA STADIUM AT HONOLULU, HI

GAME DAY



WE GIVE THE



H I G H Q U A L I T Y S Y N T H E T I C

RAVENS A SAFE PLACE TO LAND



Stadium

SPORTEXE.COM

T U R F S Y S T E M S

SPORTEXE®

INDEX

100 + 100 = W	111
2005 Franchise Records, Mason/Clayton	18
2005 Leader Board	40
2005 Tremendous Tandem	26
2006 Player Personnel Preview	311

A-B

Abbreviations Chart	163
Alexander, Chad	46
All Community Team Foundation	63
All-Time Coaches	28
All-Time Players of the Year	71
All-Time Rankings, Ravens	316, 319
All-Time Won/Loss Results	312
Amazing Tree	6
Anderson, Mike	67
Araguz, Leo	72
Attendance, All-Time	312
Awards Review, 2005	264
Baltimore Football History	300
Baltimore Pro Football Records	400
Band, Marching Ravens	408
Bannan, Justin	75
Biggest Days, Ravens	321
Billick, Brian	12
Billick in NFL	16
Bisciotti, Steve	4
Boller, Kyle	77
Brigance, O.J.	42
Brooks, Clarence	22
Brown, Jason	82
Byrne, Kevin	50

C-D

Career Leaders	
All-Time Scoring	363
Combined Yardage	365
INT Leaders	364
Kickoff Returns	365
Receivers by Receptions	364
Receivers by Yardage	364
Passers by Yardage	366
Punt Returners	365
Punting	365
Rushing by Yards	364
Carrier, Mark	23
Carroll, Ed	54
Cass, Dick	7
Century Men	333
Charity Boards	42
Cheerleaders	408
Chester, Chris	233
Clayton, Mark	83
Coaches, All-Time	28
Cody, Dan	85
Comebacks	45
Combined Yardage, Top 10	219
Community	60
Daniels, P.J.	237
Darling, Devard	86

DeCosta, Eric	43
Defense, Key 2005 Notes	20
Defensive TDs, All-Time	319
Did You Know?	
AFC Top 5 Defenses, 2005	99
Kyle Boller/Anthony Wright	81
College Teammates	85
Defense, 2nd in AFC	88
Todd Heap	108
Home Record, Ravens 2005	117
Jamal Lewis: 295/205 Yards	120
M&T Bank Stadium	53
Derrick Mason	138
Steve McNair	146, 148
Oklahoma vs. Miami Draftees	235
Positive Numbers	122
Ed Reed	176
Rookie Free Agent Gems	257
Bart Scott	254
Single-Season Rushing Leaders	121
Douglas, Joe	46
Draft Choices	
All-Time	310
Colleges	311
No. 1 Picks	10, 48
Regional Picks	44
Success Chart	48

E-G

Ed Block Courage Award	103
Edwards, Dwan	87
Elling, Aaron	89
Expansion Ravens	246
Extra Effort Award	114
Fassel, Jim	17
Fassel, John	25
First Downs, All-Time	318
Firsts, M&T Bank Stadium	90
Firsts, Ravens Franchise	79
Fisch, Jedd	26
FitzGerald, Jeff	27
Flynn, Mike	91
Foerster, Chris	29
Franklin, Aubrayo	94
Free Agents, Rookies	250
Friday, Jeff	30
Game-by-Game Summaries, 2005	279
Gansz, Frank	21
Goering, Jeff	53
Green, Justin	96
Green, Roderick	98
Gregg, Kelly	100

H-J

Harman, Wade	31
Heap, Todd	104
Honor Roll, 2005	264
Hortiz, Joe	47
How the Ravens Were Built	269
Important NFL Dates	415

INDEX

In the Community	.60
In the Red	.187
Individual Records	
Combined Kick Returns	.373
Combined Net Yards Gained	.373
Fumbles	.373
Interceptions	.371
Kickoff Returns	.372
Passing	.369
Punt Returns	.372
Punting	.371
Receiving	.370
Rushing	.368
Sacks	.374
Scoring	.367
Service	.367
Tackles	.374
Interception Returns for TDs, All-Time	.266
Ivy, Corey	.109
Jeremiah, Daniel	.47
Johnson, Jarret	.112
Johnson, Mike	.32
Johnson, Tim	.115
K-M	
Katula, Matt	.118
Koch, Sam	.241
Kokinis, George	.44
LaCasse, Ryan	.244
Landry, Dawan	.239
Largest Crowds	.323
Last Time	.320
Lewis, Jamal	.119
Lewis, Ray	.125
Longest Plays	.322
Losses	.375
M&T Bank Stadium	.405, 410
Amenities	.406
Events	.405
Facts	.405
History	.407
PSL Walls	.410
SMARTVISION	.406
Tailgating	.407
Tickets	.1
Transportation	.407
Unitas Plaza	.407
McNair, Steve	.145
Mannion, Dennis	.51
Martin, Derrick	.243
Mascots	.408
Mason, Derrick	.133
McAlister, Chris	.140
Milestones within Reach, 2006	.25
Milestones, 2005	.278
Modell, Art	.6
Moore, Clarence	.156
Moriarty, Pat	.41
Mughelli, Ovie	.158

Mulitalo, Edwin	.160
N-P	
Nathan, Tony	.33
Neuheisel, Rick	.34
Nest Player of the Year	.74
Newsome, Ozzie	.8
Newsome, Vincent	.45
NFL Award Winners	.71
NFL Rankings, 2005	.295
NFL Schedule/Postseason Dates	.417
NFL Standings, 2005	.296
Ngata, Haloti	.232
Off./Def., All-Time Rankings	.316, 319
Ogden, Jonathan	.165
Opponents Best Games	
Interceptions	.399
Kickoff Returns	.399
Passing	.398
Punt Returns	.399
Punting	.399
Receiving	.399
Rushing	.398
Sacks	.399
Scoring	.398
Overtime Games	.315
Ozzie Newsome Timeline	.9
Pashos, Tony	.168
Pettine, Mike	.36
Pittman, David	.234
Players	
1st Year Players	.246
2nd Year Players	.245
Rookie Free Agents	.250
Player Foundations	.63
Player Participation, 2005	.267
Postseason Individual Records	
Combined Net Yards Gained	.391
Fumbles	.390
Interceptions	.389
Kickoff Returns	.390
Passing	.388
Punt Returns	.390
Punting	.389
Receiving	.389
Rushing	.388
Sacks	.391
Scoring	.387
Service	.387
Tackles	.391
Postseason Results, NFL	.296
Postseason NFL Schedule, 2006	.419
Postseason Team Records	
First Downs	.393
Fumbles	.396
Interceptions	.397
Kickoff Returns	.395
Net Yards	.393
Passing	.394

INDEX

Penalties	397
Punt Returns	395
Punting	395
Rushing	394
Scoring	392
Turnovers	396
Wins/Losses	392
Preseason NFL Schedule, 2005	413
Preseason Results	313
Preseason TV	409
Prime Time Ravens	309
Pro Bowl Ravens, All-Time	324
Pro Bowl Ravens, 2005	324
Pronunciation Guide	102
Pryce, Trevor	170
Q-R	
Radio/TV Programming	50
Rankings, Ravens All-Time	316, 319
Ravens History	300
Ravens Radio Network	414
Ravens vs. NFL	324
RAVE-TV	409
Ravens Notables	38
Recap of Pro Football in Baltimore	286
Records, New Franchise	295
Reed, Ed	156
Reed Returns	329
Regular Season NFL Schedule, 2005	407
Regular Season Results	313
Results, All-Time	312
Ricard, Alan	161
Ricci, Paul	37
Rimpf, Brian	183
Ring of Honor	324
Rolle, Samari	185
Roman, Greg	38
Rookie Free Agent Starts	250
Rookie Free Agent Success	245
Roster, All-Time	307
Rosters, 2006	258
Ryan, Rex	19
S	
St. Pierre, Brian	198
Sams, B.J.	190
Sapp, Gerome	193
Schedule of Facts, 2005	1
Scott, Bart	195
Season in Review, 2005	279
Seating Chart, M&T Bank Stadium	411
Shutouts	339
Single Season Rushing Leaders	121
Smith, Mike	199
Smith, Musa	200
Stadium Diagram	411
Stadium Facts	405
Staff Directory	3
Staff Photos	55

Starters, Game by Game 2005	268
Starting Lineup, 2005	264
Statistics, Cumulative 1996-2004	340
Statistics, Game-by-Game, 2005	270
Statistics, Preseason, 2005	265
Statistics, Regular Season, 2005	263
Stills, Gary	203
Stover, Matt	206
Career Kicking vs. Opponents	212
FGs/PATs, Historic	209
Game Winners	215
Highest FG Percentage, Career	213
Most Career Pts., NFL History	211
Suggs, Terrell	216
Super Bowl, Future Dates	416
Super Bowl XXXV	299
Sypniewski, Quinn	240
Szalay, Thatcher	219
T-U	
Team Leaders, 2005	38
Team Records	
First Downs	377
Fumbles	384
Interceptions	385
Kickoff Returns	384
Losses	375
Net Yards	379
Passing	380
Penalties	386
Punt Returns	383
Punting	382
Rushing	379
Scoring	375
Turnovers	386
Victories	367
Terry, Adam	220
Tessendorf, Bill	52
Thomas, Adalius	221
Thurman, Dennis	39
Top 10 Offensive /Defensive Games	231
Trades, All-Time	324
Training Camp	1, 412
Training Facility	1, 24
Transactions	325
Unsung Hero Award	93
V-Z	
Veteran Players	67
Victories	312, 367
Vincent, Keydrick	226
Vital, Lionel	48
Ward, B.J.	233
Washburn, Jeremiah	49
Weidl, Andy	49
Wilcox, Daniel	229
Williams, Demetrius	236
Won/Loss Results	31

WBAL

wbal.com **AM 1090**

WBAL RADIO · VOICE OF THE
BALTIMORE RAVENS

Nobody does GameDay
like WBAL Radio.

We have the games...
and the superstars before
and after every game.

LET THE GAMES BEGIN

WBAL Radio... where the pros play



**BRIAN
BILLICK
SHOW**

PRESENTED BY

MedStar Health

Tuesday evenings at
6PM is the only time
you can talk one-on-one
with the head coach of
the Baltimore Ravens,
Brian Billick.

Coach Billick joins
WBAL Radio's own
Steve Davis for a full
hour to take your calls
and answer your email
questions.

BALTIMORE'S ROCK STATION

98ROCK

97.9 baltimore

The Home of Every Ravens Game!

Broadcast Team

- **PLAY-BY-PLAY:**
WBAL TV-11 Sports Director, Gerry Sandusky
- **DEFENSE ANALYST:**
Former Raven, Rob Burnett
- **OFFENSE ANALYST:**
Former NFL Standout, Stan White

EVERY TACKLE, SACK & TOUCHDOWN IN STEREO

Hit ATMs, sack payments and tackle purchases.



The Official Baltimore Ravens Checking Package, only at M&T Bank.

Here's a way to let everyone know you're a Baltimore Ravens fan. Right now when you open any M&T Bank checking account, you can order specially designed Ravens Checks and a Ravens Check Card. So show your team spirit – rush to any M&T Bank branch and ask how to get your Official Baltimore Ravens Checking Package.

Official Bank of The Baltimore Ravens.



2006 FAN &
MEDIA GUIDE

BALTIMORE
RAVENS